

**WEST PARK MUNICIPAL UTILITY DISTRICT**  
Minutes of Board of Directors Meeting  
February 18, 2026

The Board of Directors ("Board") of West Park Municipal Utility District ("District") met on February 18, 2026, at 3700 Buffalo Speedway, Suite 830, Houston, Harris County, Texas, the address being a meeting place of the District, in accordance with the duly posted notice of the meeting, and the roll was called of the duly constituted officers and members of the Board, as follows:

H. Brock Hudson, President  
Bryant Patrick, Vice President  
Natalie Garza, Secretary  
Michael Dignam, Assistant Secretary  
Daniel Wolterman, Director

and all of the members were present, except Directors Garza and Dignam, thus constituting a quorum.

Also present were Wendy Maddox and David Patterson of Assessments of the Southwest ("AS"); Michelle Giacona and Creston Minter of H2O Innovation ("H2O"); Roman Khoja of Municipal Accounts & Consulting, L.P. ("MAC"); John Herzog of IDS Engineering Group ("IDS"); Sarah Valladares of Storm Water Solutions; Simon Vandyk of Touchstone District Services; and Kara Richardson and Rebecca Donaldson of Marks Richardson PC ("MRPC").

As the first order of business, the Board appointed Director Wolterman to the role of Secretary Pro Tem for the duration of the meeting after noting that the Secretary and Assistant Secretary were not present.

The Board next deferred consideration of comments from the public after noting no one from the public was present.

The Board next considered approval of the minutes of the Board of Directors meeting held on January 29, 2026. After discussion, Director Hudson made a motion to approve the minutes as presented. Director Wolterman seconded the motion, which passed unanimously.

The Board next deferred consideration of the status of West Park Preserve after noting no one was present to report on the matter.

Ms. Maddox next distributed the attached tax collection report and noted that AS collected 83.43% of the 2025 taxes as of January 31, 2026. After review and discussion of the report presented, Director Hudson made a motion to approve the report and authorize payment on the disbursements identified in the report. Director Wolterman seconded the motion, which passed unanimously.

Ms. Maddox next presented and distributed the attached delinquent tax report dated February 2, 2026, prepared by Ted A. Cox, P.C.

The Board next deferred review of a sales tax audit performed by B&A Sales Tax Service with the Board.

The Board next considered approval of an Assignment of, Assumption of, and Amendment to Agreement for Services of Tax Assessor/Collector among the District, B&A Municipal Tax Services, LLC ("B&A"), and AS. Ms. Maddox presented the Agreement and a Form 1295 in connection with same and advised that the Assignment merely assigns B&A's existing agreement with the District to AS, and the terms of the agreement remain the same. After discussion, Director Hudson made a motion to approve the Assignment of, Assumption of, and Amendment to Agreement for Services of Tax Assessor/Collector among the District, B&A and AS and to authorize the President to execute same on behalf of the District. Director Wolterman seconded the motion, which passed unanimously.

The Board next considered the attached report on the District's water, sanitary sewer, and storm sewer systems. Mr. Minter reported that the District accounted for 93.8% of the water pumped during the month, and the District operated its facilities in compliance with its respective permits.

Mr. Vandyk entered the meeting at this time.

Ms. Giacona next presented a proposal from NTS Pumps, Motors and Controls ("NTS") to replace the rolling metal garage door at the District's Wastewater treatment Plant ("WWTP"). She reminded the Board that the door continues to blow off its track during heavy winds. She stated that relacing the door with a heavier one will save the District from repeated repair costs in the future. She advised the cost to replace the door is \$14,350 and recommended approval of same. After discussion, Director Hudson made a motion to approve the replacement of the garage door at the WWTP. Director Wolterman seconded the motion, which passed unanimously.

Ms. Giacona next stated that the newly installed fence at the District's WWTP and Water Plant No. 1 damaged the surrounding grass and requested authorization to purchase hydroseed and Plexi to lay at both plants at a cost of \$3,157.50. After discussion, Director Hudson made a motion to authorize the purchase of hydroseed and Plexi to lay at the District's WWTP and Water Plant No. 1. Director Wolterman seconded the motion, which passed unanimously.

The Board next considered the attached engineer's report.

The Board considered the status of construction contracts, including the approval of any change orders and/or acceptance of facilities for operation and maintenance purposes. Mr. Herzog reported on the status of the geotechnical engineering services being performed by Ninyo and Moore in connection with the replacement of Ground Storage Tank No. 2. He next stated that he expected the tank to arrive before the District converts to surface water.

The Board considered the status of the construction contract with Aber Fence and Supply Company, Inc. ("Aber") for the replacement of the fences at Water Plant No. 1 and at the WWTP. Mr. Herzog advised that the gate for the fence should be installed today or tomorrow, with a final walkthrough pending the installation of the gate.

Mr. Herzog next deferred reporting on the status of the contract with Clearwater Utilities for the Weekley Homes Storm Water Facilities project as he did not have any new updates to report on the matter.

The Board next deferred consideration of the status of the construction contract with Etchstone Construction for the construction of Greenhouse Tract Water, Sanitary Sewer and Storm Sewer Facilities as there were no new updates to report.

The Board next considered the status of the acceptance of site, easement and/or facility conveyances for facilities constructed or to be constructed by the District. Mr. Herzog reported that the developer of the project for Foxlake Phase II has requested that the District abandon an existing 0.0086-acre Water Meter Easement and a 0.0023-acre Water Meter Easement as same are no longer in use by the District. After discussion, Director Hudson made a motion to authorize the abandonment of both the 0.0086-acre Water Meter Easement and a 0.0023-acre Water Meter Easement, pending review and approval of same by IDS. Director Wolterman seconded the motion, which passed unanimously.

The Board next deferred consideration the status of the WHCRWA surface water conversion.

The Board next deferred consideration of the status of the Amendment to the Emergency Water Supply Agreement with West Lake Municipal Utility District No. 1 (“West Lake”).

The Board next considered the financial and investment reports and invoices presented for payment. Mr. Khoja distributed the attached bookkeeping report, investment inventory report, and bills for payment. After review and discussion of the reports presented, Director Hudson made a motion to approve the report and authorize payment on the Operating Fund and Capital Projects Fund at Central Bank, of all checks, wires, and disbursements shown in the report. Director Wolterman seconded the motion, which carried unanimously.

The Board next considered the attached report from Storm Water Solutions. Ms. Valladares reported that Storm Water Solutions is monitoring if herbicide will be needed in the coming weeks.

The Board next deferred consideration of the renewal of the District’s insurance coverage for the term expiring March 31, 2027, as MRPC has not yet received an insurance renewal proposal.

The Board next considered the attached report from Touchstone District Services. Mr. Vandyk presented the February report for the District.

The Board next considered matters for placement on future agendas. After discussion, the Board concurred to hold the next Board meeting on Monday, March 23, 2026, at 12:30pm.

There being no further business to come before the Board, the meeting adjourned.

A handwritten signature in black ink, appearing to read "Daniel Wolter". The signature is fluid and cursive, with a long horizontal stroke extending to the right.

---

Secretary Pro Tem

Attachments  
February 18, 2026

1. Tax Assessor/Collector Reports
2. Operator Report and related Handouts
3. Engineer Report
4. Storm Water Solutions Report
5. Bookkeeper Report
6. Touchstone Report



Assessments of the Southwest, Inc.

**WEST PARK MUD**

FOR THE MONTH ENDING  
January 31, 2026

**WEST PARK MUD – JUR 897**  
FOR THE PERIOD ENDING 1/31/2026

**RECEIVABLES SUMMARY**

2025 Balance Forward Levy at 4/30/25 FYE	\$0.00	
CAD Changes / Uncollectible	\$3,259,266.55	3,259,266.55
Outstanding Balance forward Prior Years (2024-2012) at 4/30/25 FYE	\$86,514.14	
CAD Changes / Uncollectible	(\$81,001.44)	
		5,512.70
Total Levy to be collected		<b>3,264,779.25</b>
Collection prior months (all years)	(\$886,954.64)	
2025 Taxes Collected net NSF & KR Refunds during current month	(\$1,768,290.21)	
Taxes Collected for Prior Years net NSF & KR Refunds during current month	\$0.00	
		<b>(2,655,244.85)</b>
Total Outstanding Balance		<b>609,534.39</b>

**TAX ACCOUNT**

**Beginning Balance – Tax Account**

**659,837.54**

**Income**

Taxes Collected current Year	\$1,768,290.21	
Taxes Collected Prior Year	\$0.00	
10% Rendition Penalty	\$202.72	
Penalties & Interest	\$0.00	
Collection Fee Paid	\$0.00	
Overpayments	\$0.00	
NSF or Reversals, Bank Charges	\$0.00	
Other Fees & Court Costs, Etc	\$0.00	
	<b>\$1,768,492.93</b>	

**2,428,330.47**

**Expenses**

WIRE Westpark MUD - Debt Service Fund	\$1,000,000.00	
WIRE Westpark MUD - Operating Fund	\$689,986.85	
2051 Ted A. Cox, PC - Attorney Expenses 1/2026	\$16.72	
2052 Harris Central Appraisal District - 5% Rendition to CAD	\$101.39	
2053 Assessments of the Southwest Inc - Inv 15202	\$1,560.65	
2054 Assessments of the Southwest Inc - Inv 15272	\$1,020.67	
	<b>\$1,692,686.28</b>	

**Ending Balance –Tax Account**

**735,644.19**

## WEST PARK MUD – JUR 897

FOR THE PERIOD ENDING 1/31/2026

### OUTSTANDING TAXES – YEAR TO DATE

TAX YEAR	BALANCE FORWARD @ 10/01/25	CAD SUPPLEMENTS & CORRECTIONS	UNCOLLECTIBLE	COLLECTIONS	OUTSTANDING TAXES	COLLECTIONS PERCENTAGE
2025	\$3,206,934.94	\$52,331.61	\$0.00	\$2,719,319.18	\$539,947.37	83.43%
2024	\$3,134,212.60	(\$17,053.28)	\$0.00	\$3,067,506.67	\$49,652.65	98.41%
2023	\$2,827,251.78	\$0.00	\$0.00	\$2,821,001.55	\$6,250.23	99.78%
2022	\$2,574,247.74	\$0.00	\$0.00	\$2,571,292.93	\$2,954.81	99.89%
2021	\$2,184,128.27	\$0.00	\$0.00	\$2,181,536.50	\$2,591.76	99.88%
2020	\$1,724,054.68	\$0.00	\$0.00	\$1,721,985.33	\$2,069.35	99.88%
2019	\$1,716,832.71	\$0.00	(\$77.96)	\$1,714,238.61	\$2,516.14	99.85%
2018	\$1,675,849.18	\$0.00	(\$95.30)	\$1,672,495.11	\$3,258.77	99.81%
2017	\$1,703,467.59	\$0.00	(\$218.54)	\$1,702,990.31	\$258.74	99.98%
2016	\$1,939,555.05	\$0.00	(\$873.42)	\$1,938,647.06	\$34.57	99.99%
					<b>\$609,534.39</b>	

### EXEMPTIONS & TAX RATES

TAX YEAR	HOMESTEAD EXEMPTION	OVER 65 / DISABLED	M & O RATE	DEBT SERVICE RATE	CONTRACT TAX RATE	TOTAL RATE
2025	0.00%	0	0.16000	0.25000	0.00000	0.41000
2024	0.00%	0	0.16000	0.25000	0.00000	0.41000
2023	0.00%	0	0.16000	0.21500	0.00000	0.37500
2022	0.00%	0	0.13000	0.24500	0.00000	0.37500
2021	0.00%	0	0.08000	0.29500	0.00000	0.37500
2020	0.00%	0	0.00000	0.32500	0.00000	0.32500
2019	0.00%	0	0.00000	0.39500	0.00000	0.39500
2018	0.00%	0	0.00000	0.42000	0.00000	0.42000
2017	0.00%	0	0.00000	0.46000	0.00000	0.46000
2016	0.00%	0	0.00000	0.58000	0.00000	0.58000

### DISTRICT VALUES

TAX YEAR	LAND & IMPROVEMENTS	AG NET	PERSONAL PROPERTY	EXEMPTIONS	TOTAL VALUE	SR	KR
2025	817,007,572	0	41,811,558	63,876,064	794,943,066	5	5
2024	771,778,896	0	40,947,766	52,443,920	760,282,742	16	16
2023	731,495,493	0	41,567,320	19,129,035	753,933,778	28	28
2022	686,313,538	0	34,460,647	34,308,117	686,466,068	40	40
2021	585,528,951	0	33,003,744	36,098,484	582,434,211	52	52
2020	533,070,777	0	33,852,112	36,444,531	530,478,358	64	64
2019	433,493,735	0	36,098,671	34,951,216	434,641,190	73	73
2018	391,448,413	0	38,728,115	31,164,787	399,011,741	80	80
2017	364,659,692	0	36,898,146	31,238,790	370,319,048	83	83
2016	321,007,344	0	43,515,063	30,116,368	334,406,039	85	85

# WEST PARK MUD – JUR 897

FOR THE PERIOD ENDING 1/31/2026

## PROFIT & LOSS

**CURRENT MONTH**  
1/01/2026 - 1/31/2026  
**1,098,870.55**

**FISCAL YEAR**  
05/01/25 - 1/31/2026  
**649,991.14**

**BEGINNING BALANCE**

### INCOME

10% Rendition Penalty	202.72	1,180.79
Court Costs/Abstract & Filing Fees	0.00	0.00
Collection Fee	0.00	3,190.47
Overpayments	0.00	0.00
Penalty & Interest	0.00	5,098.72
Taxes Collected	1,768,290.21	2,752,820.47
<b>Total Income</b>	<b>1,768,492.93</b>	<b>2,762,290.45</b>

### EXPENSES

Audit/Records	0.00	250.00
Court Affidavits	0.00	15.00
Bank Charges	0.00	0.00
Bond Premium	0.00	0.00
CAD Fees	0.00	19,053.00
Certificate of Value	0.00	0.00
Certified Tax Statements	0.00	0.00
Copies	107.20	868.80
Correction Roll Refunds	753.70	102,260.33
Continuing Disclosure	0.00	0.00
Delinquent Attorney Asst.	0.00	30.00
Delinquent Tax Attorney Expense	0.00	206.80
Delinquent Tax Attorney Fee	0.00	4,756.87
Estimate of Value	0.00	0.00
Installment Tracking	0.00	0.00
FA Assistance	0.00	0.00
Unclaimed Property Report	0.00	60.00
Legal Notices	0.00	500.00
Map	0.00	0.00
Mailing & Handling	110.79	1,021.46
Meeting Travel & Mileage	102.08	1,148.72
Overpayment Refund	0.00	0.00
Payment to Incorr. Jur	0.00	0.00
Public Hearing	0.00	650.00
Records Management	8.20	76.11
Rendition Refunds	0.00	2.27
5% Rendition Penalty to CAD	0.00	0.00
Roll Update & Processing	222.50	1,777.50
Supplies	0.00	117.00
Tax Assessor Collector Fee – AB	1,560.65	13,901.85
Transfer to Operating Fund	90,000.00	91,087.52
Transfer to Debt Service	346,167.89	746,167.89
	<b>439,033.01</b>	<b>983,951.12</b>
<b>ENDING BALANCE</b>	<b>2,428,330.47</b>	<b>2,428,330.47</b>

**WEST PARK MUD – JUR 897**  
FOR THE PERIOD ENDING 1/31/2026

**YEAR TO YEAR COMPARISON**

	2025	%		2024	%	VARIANCE
October	\$0.00	0.00%		\$0.00	0.00%	0.00%
November	\$17,868.34	0.55%		\$11,019.64	0.34%	0.21%
December	\$933,160.63	29.19%		\$587,638.83	18.57%	10.62%
January	\$1,768,290.21	83.43%		\$2,494,599.14	96.01%	-12.58%
February				\$35,791.20	97.11%	
March				\$7,417.40	97.34%	
April				\$6,717.50	97.83%	
May				\$19,319.59	98.43%	
June				\$315.10	98.11%	
July				\$962.29	98.14%	
August				\$1,476.68	98.16%	
September				\$7,942.13	98.40%	

**MONTHLY COLLECTIONS**

2025	2024	2023	2022	2021	2020
\$1,768,290.21	\$0.00	\$0.00	\$0.00	\$0.00	\$0.00
2019					
\$0.00					

**WEST PARK MUD**

FOR THE PERIOD ENDING 1/27/2026

**PLEDGED SECURITIES REPORT**

SECURITIES PLEDGED AT 105% OVER FDIC INSURED \$250,000

**COLLATERAL SECURITY AGREEMENT ON FILE :** YES

**TAX BANK ACCOUNT HELD AT:** WELLS FARGO / BANK OF NEW YORK MELLON

**COLLATERAL SECURITY REQUIRED:** \$1,092,502.55

**TYPE OF PLEDGED INVESTMENT:** GNMA  
FNMA

**IN COMPLIANCE W/ DISTRICT INVESTMENT POLICY:** YES

STATE OF TEXAS §


COUNTY OF HARRIS §

Avik Bonnerjee, being duly sworn, says that he is the Tax Assessor-Collector for the above named District and the foregoing contains a true and correct report accounting for all taxes collected for said District during the month therein stated.




Avik Bonnerjee, RTA

SWORN TO AND SUBSCRIBED BEFORE ME, this 1<sup>st</sup> day of February 2026.



Rebecca Brewer  
Notary Public, State of Texas  
Notary ID #1258819



My Commission Expires March 1, 2028

TRANSFER OF FUNDS FROM:

WELLS FARGO: WEST PARK MUD – TAX ACCOUNT  
\$1,000,000.00

TRANSFER FUNDS TO:

WEST PARK MUD – DEBT SERVICE FUND

CHECK: WIRE

DATE: 2/1/26



**WEST PARK MUD**  
FOR THE PERIOD ENDING 1/31/2026

**MAINTENANCE & OPERATING**

TAX YEAR	M & O RATE	PERCENTAGE	COLLECTIONS	PENALTIES & INTEREST	LESS CORRECTION ROLLS	LESS REVERSALS	TRANSFER
2025	0.160000	39.02%	\$1,768,290.21	\$0.00	\$0.00	\$0.00	\$689,986.84
2024	0.160000	39.02%	\$0.00	\$0.00	\$0.00	\$0.00	\$0.00
2023	0.160000	42.67%	\$0.00	\$0.00	\$0.00	\$0.00	\$0.00
2022	0.130000	34.67%	\$0.00	\$0.00	\$0.00	\$0.00	\$0.00
2021	0.080000	21.33%	\$0.00	\$0.00	\$0.00	\$0.00	\$0.00
2020	0.000000	0.00%	\$0.00	\$0.00	\$0.00	\$0.00	\$0.00
2019	0.000000	0.00%	\$0.00	\$0.00	\$0.00	\$0.00	\$0.00
2018	0.000000	0.00%	\$0.00	\$0.00	\$0.00	\$0.00	\$0.00
2017	0.000000	0.00%	\$0.00	<b>DEBT ONLY FOR 2020 AND PRIOR</b>			\$0.00
2016	0.000000	0.00%	\$0.00				\$0.00
2015	0.000000	0.00%	\$0.00				\$0.00
2014	0.000000	0.00%	\$0.00				\$0.00
2013	0.000000	0.00%	\$0.00				\$0.00
						<b>SUB TOTAL THIS MONTH</b>	\$689,986.85
<b>To clear Variance from last month</b>							\$0.00
							689,986.85

DATE: 2/1/26  
PAID CHECK # WIRE

TED A. COX, P.C.  
Attorney at Law  
2855 Mangum, Suite 100A  
Houston, Texas 77092  
(713) 956-9400 Office  
(713) 956-8485 Telefax

TED A. COX

January 23, 2026

B&A Municipal Tax Service, LLC  
13333 Northwest Freeway, Suite 250  
Houston, Texas 77040

RE: West Park Municipal Utility District – Tax Suits/Collections

Expenses/Fees:

Postage/Copy/Deed/Constable/Online Database Search Fees (January) ..... \$16.72  
TOTAL DUE THIS INVOICE ..... \$16.72

**PLEASE MAKE CHECK PAYABLE TO "TED A. COX, P.C."**

Pd Check 2051 Date: 2/1/20



Assessments of the Southwest, Inc.

FEBRUARY 1, 2026

HARRIS CENTRAL APPRAISAL DISTRICT  
BUDGET & FINANCE DIVISION  
P O BOX 924208  
HOUSTON, TX 77292-4208

JUR # : 897  
DISTRICT: WEST PARK MUNICIPAL UTILITY DISTRICT  
C/O B & A MUNICIPAL TAX SERVICE  
13333 NORTHWEST FREEWAY SUITE 620  
HOUSTON, TX 77040

**RENDITION PENALTIES 2025**

RENDITION PENALTIES COLLECTED 1/1/2025 THROUGH 12/31/25	<u>\$ 2,027.79</u>
CALCULATE 5 % - DUE TO CENTRAL APPRAISAL DISTRICT = DUE	<u>\$ 101.39</u>

Pd Check 8052 Date: 2/1/26

Assessments of the Southwest, Inc.  
P.O. Box 1368  
Friendswood, TX 77549-1368  
+12814820216  
aswmail@aswtax.com



Assessments of the Southwest, Inc.

**BILL TO**  
West Park MUD

**INVOICE 15202**

**DATE 02/01/2026 TERMS Net 30**

**DUE DATE 03/03/2026**

ACTIVITY	QTY	RATE	AMOUNT
Tax A/C 6 Tax Assessor/Collector Fee	1	1,542.65	1,542.65
Tax A/C 6 2025 Additional Unit Count Invoiced 2026	20	0.90	18.00

**TOTAL DUE \$1,560.65**

Pd Check 2053 Date: 2/1/26

Assessments of the Southwest, Inc.  
P.O. Box 1368  
Friendswood, TX 77549-1368  
+12814820216  
aswmail@aswtax.com



Assessments of the Southwest, Inc.

**BILL TO**  
West Park MUD

**INVOICE 15272**

**DATE 02/01/2026 TERMS Net 30**

**DUE DATE 03/03/2026**

ACTIVITY	QTY	RATE	AMOUNT
Copies	427	0.20	85.40
Postage, Mailing and Handling	1	7.68	7.68
Roll Update & Processing - Monthly Fee	1	200.00	200.00
Statement Mailing and Handling (DMR - Thru SR/KR4)	1	9.88	9.88
Statement Mailing & Handling (Agents thru SR/KR4)	1	37.50	37.50
Document Storage	1	8.13	8.13
Court Affidavits	1	15.00	15.00
Meeting Travel Time/Mileage/Time	1	217.08	217.08
Continuing Disclosure 4	1	425.00	425.00
Preparation of Delinquent Attorney Electronic Files	1	15.00	15.00

**TOTAL DUE**

**\$1,020.67**

Pd Check 2054 Date: 2/1/26

Account No/Name/Address                      Cad No/Property Descr.  
**0746047**    0746047    Over 65    No  
 PIN OAK CLINIC                                      Business Personal Property                      Veteran    No  
 DR LYNN R GIBBS                                      CMP F&F M&E SUP                                      Installment Code                                      N  
 19255 PARK ROW STE 203  
 HOUSTON, TX 77084-7310

19255 PARK ROW DR ; 77084 ; 77084

Year	Stmt Date	Delq Date	Code	Taxes	Penalties	Payments	Due Jan, 2026		Due Feb, 2026		Due Mar, 2026	
							Del. P&I	Due	Del. P&I	Due	Del. P&I	Due
2024	10/31/2024	2/1/2025	L	43.62	4.36	0.00	23.42	71.40	24.00	71.98	24.56	72.54
Lawsuit: 6/9/2025												
2023	10/26/2023	2/1/2024	L	39.89	3.99	0.00	27.74	71.62	28.26	72.14	28.78	72.66
Lawsuit: 6/9/2025												
2022	10/28/2022	2/1/2023	L	39.89	3.99	0.00	34.05	77.93	34.58	78.46	35.10	78.98
Lawsuit: 6/9/2025												
2021	10/18/2021	2/1/2022	L	39.89	3.99	0.00	40.37	84.25	40.90	84.78	41.43	85.31
Lawsuit: 6/9/2025												
<b>Totals</b>				<b>163.29</b>	<b>16.33</b>	<b>0.00</b>	<b>125.58</b>	<b>305.20</b>	<b>127.74</b>	<b>307.36</b>	<b>129.87</b>	<b>309.49</b>

**0772574**    0772574    Over 65    No  
 UR DELI INC    Business Personal Property                      Veteran    No  
 1550 FOXLAKE DR STE 196                                      F&F INV M&E    Installment Code                                      N  
 HOUSTON, TX 77084-4739

01550 FOXLAKE DR ; 77084

Year	Stmt Date	Delq Date	Code	Taxes	Penalties	Payments	Due Jan, 2026		Due Feb, 2026		Due Mar, 2026	
							Del. P&I	Due	Del. P&I	Due	Del. P&I	Due
2021	10/18/2021	2/1/2022		11.07	1.11	0.00	11.21	23.39	11.35	23.53	11.50	23.68

**0790600**    0790600    Over 65    No  
 CARDTRONICS USA INC                                      Multi-Locations                                      Veteran    No  
 ATTN TAX DEPT    M&E MISC ASSETS                                      Installment Code                                      N  
 2050 W SAM HOUSTON PARKWAY S FLOOR 13  
 HOUSTON, TX 77042-2079

IN HARRIS COUNTY

Year	Stmt Date	Delq Date	Code	Taxes	Penalties	Payments	Due Jan, 2026		Due Feb, 2026		Due Mar, 2026	
							Del. P&I	Due	Del. P&I	Due	Del. P&I	Due
2021	9/23/2025	11/1/2025		10.33	0.00	8.28	0.78	2.83	0.81	2.86	0.83	2.88
<b>Payment Date      Payment Amt</b>				<b>Escrow</b>	<b>Taxes</b>	<b>Penalties</b>	<b>Del. P&amp;I</b>	<b>Atty Fees</b>	<b>Other Fees</b>	<b>Refund</b>		
4/25/2022				8.28	0.00	8.28	0.00	0.00	0.00	0.00	0.00	

**1008495**    1008495    Over 65    No  
 ALLEGRO WEST ACADEMY OF DANCE                                      Business Personal Property                      Veteran    No  
 STEEL CATRIONA    F&F MISC ASSETS                                      Installment Code                                      N  
 19506 LAUREL PARK LN  
 HOUSTON, TX 77094-3033

01718 FRY RD ; 77084

Year	Stmt Date	Delq Date	Code	Taxes	Penalties	Payments	Due Jan, 2026		Due Feb, 2026		Due Mar, 2026	
							Del. P&I	Due	Del. P&I	Due	Del. P&I	Due
2021	10/18/2021	2/1/2022		27.56	2.76	0.00	27.89	58.21	28.26	58.58	28.62	58.94
2020	12/9/2020	2/2/2021		23.89	2.39	0.00	27.96	54.24	28.27	54.55	28.60	54.88
<b>Totals</b>				<b>51.45</b>	<b>5.15</b>	<b>0.00</b>	<b>55.85</b>	<b>112.45</b>	<b>56.53</b>	<b>113.13</b>	<b>57.22</b>	<b>113.82</b>

**133-397-001-0022**                                      1333970010022                                      Acreage: 0.548400                                      Over 65    No  
 2200 GREENHOUSE LLC                                      RES A19 BLK 1    Veteran    No  
 2200 GREENHOUSE RD STE 1800                                      GREENHOUSE MEDICAL CAMPUS                                      Installment Code                                      N  
 HOUSTON, TX 77084-

GREENHOUSE RD ; 77084 ; 77084

Year	Stmt Date	Delq Date	Code	Taxes	Penalties	Payments	Due Jan, 2026		Due Feb, 2026		Due Mar, 2026	
							Del. P&I	Due	Del. P&I	Due	Del. P&I	Due
2024	11/20/2025	1/1/2026		889.07	0.00	0.00	115.58	1,004.65	124.47	1,013.54	337.85	1,226.92

**133-827-002-0002**                                      1338270020002                                      Acreage: 6.134000                                      Over 65    No  
 VREC II TW GMP MOB SPE LP                                      RES B1 BLK 2    Veteran    No  
 8235 DOUGLAS AVE STE 450                                      FORRESTA VILLAGE                                      Installment Code                                      N  
 DALLAS, TX 75225-4300

2051 GREENHOUSE RD ; 77084

Year	Stmt Date	Delq Date	Code	Taxes	Penalties	Payments	Due Jan, 2026		Due Feb, 2026		Due Mar, 2026	
							Del. P&I	Due	Del. P&I	Due	Del. P&I	Due
2024	10/31/2024	2/1/2025		141,689.55	0.00	106,600.00	17,123.70	52,213.25	17,544.78	52,634.33	17,965.85	53,055.40
<b>Payment Date      Payment Amt</b>				<b>Escrow</b>	<b>Taxes</b>	<b>Penalties</b>	<b>Del. P&amp;I</b>	<b>Atty Fees</b>	<b>Other Fees</b>	<b>Refund</b>		
1/17/2025				106,600.00	0.00	106,600.00	0.00	0.00	0.00	0.00	0.00	

Account No/Name/Address		Cad No/Property Descr.			
2000673	REDBOX AUTOMATED RETAIL LLC PO BOX 72210 PHOENIX, AZ 85050-1021	2000673	Leased Equipment INV M&E	Over 65 Veteran Installment Code	No No N

IN HARRIS COUNTY

Year	Stmt Date	Delq Date	Code	Taxes	Penalties	Payments	Due Jan, 2026		Due Feb, 2026		Due Mar, 2026	
							Del. P&I	Due	Del. P&I	Due	Del. P&I	Due
2024	10/31/2024	2/1/2025		48.80	0.00	0.00	23.81	72.61	24.40	73.20	24.99	73.79
2023	10/26/2023	2/1/2024		34.26	0.00	0.00	21.65	55.91	22.07	56.33	22.48	56.74
Totals				83.06	0.00	0.00	45.46	128.52	46.47	129.53	47.47	130.53

2013646		2013646		Over 65	No
RDA PROMART ALL C'S ENTERPRISES, LLC 1718 FRY RD STE 305 HOUSTON, TX 77084-5841		Business Personal Property CMP F&F INV M&E		Veteran	No
		01718 FRY RD ; 77084 ; 77084		Installment Code	N

Year	Stmt Date	Delq Date	Code	Taxes	Penalties	Payments	Due Jan, 2026		Due Feb, 2026		Due Mar, 2026	
							Del. P&I	Due	Del. P&I	Due	Del. P&I	Due
2024	10/31/2024	2/1/2025	L	1,475.29	147.53	0.00	791.94	2,414.76	811.40	2,434.22	830.88	2,453.70
Lawsuit: 6/9/2025												

2092875		2092875		Over 65	No
SYLVAN LEARNING CENTER MOTIVATED LEARNING CENTERS LLC 1718 FRY RD STE 335 HOUSTON, TX 77084-5849		Business Personal Property CMP F&F M&E MISC ASSETS		Veteran	No
		01718 FRY RD ; 77084		Installment Code	N

Year	Stmt Date	Delq Date	Code	Taxes	Penalties	Payments	Due Jan, 2026		Due Feb, 2026		Due Mar, 2026	
							Del. P&I	Due	Del. P&I	Due	Del. P&I	Due
2020	10/14/2020	2/2/2021		7.80	0.00	0.00	8.30	16.10	8.39	16.19	8.48	16.28

2112139		2112139		Over 65	No
CAPSTONE CLASSICAL ACADEMY CAPSTONE CLASSICAL ACADEMY LLC 17117 WESTHEIMER RD HOUSTON, TX 77082-1259		Business Personal Property F&F M&E SUP		Veteran	No
		01507 RICEFIELD DR ; 77084		Installment Code	N

Year	Stmt Date	Delq Date	Code	Taxes	Penalties	Payments	Due Jan, 2026		Due Feb, 2026		Due Mar, 2026	
							Del. P&I	Due	Del. P&I	Due	Del. P&I	Due
2021	10/18/2021	2/1/2022		54.43	5.44	0.00	55.08	114.95	55.80	115.67	56.52	116.39
2020	10/14/2020	2/2/2021		47.17	4.72	0.00	55.21	107.10	55.83	107.72	56.46	108.35
Totals				101.60	10.16	0.00	110.29	222.05	111.63	223.39	112.98	224.74

2189733		2189733		Over 65	No
CASH STORE #7197 COTTONWOOD FINANCIAL TEXAS LLC 2100 W WALNUT HILL LN STE 300 IRVING, TX 75038-3268		Business Personal Property CMP F&F M&E MISC ASSETS SUP		Veteran	No
		01456 FRY RD ; 77084 ; 77084		Installment Code	N

Year	Stmt Date	Delq Date	Code	Taxes	Penalties	Payments	Due Jan, 2026		Due Feb, 2026		Due Mar, 2026	
							Del. P&I	Due	Del. P&I	Due	Del. P&I	Due
2024	10/31/2024	2/1/2025		38.29	0.00	0.00	18.69	56.98	19.14	57.43	19.61	57.90

2208034		2208034		Over 65	No
MW PAPER & GRAPHICS SUPPLY INC DBA COTTO 1718 FRY RD STE 205 HOUSTON, TX 77084-5840		Vehicles VHCLS		Veteran	No
		01718 FRY RD ; 77084		Installment Code	N

Year	Stmt Date	Delq Date	Code	Taxes	Penalties	Payments	Due Jan, 2026		Due Feb, 2026		Due Mar, 2026	
							Del. P&I	Due	Del. P&I	Due	Del. P&I	Due
2015	10/13/2015	2/2/2016	L	114.37	11.44	0.00	0.07	0.11	0.07	0.11	0.07	0.11
Lawsuit: 10/24/2016												

Payment Date	Payment Amt	Escrow	Taxes	Penalties	Del. P&I	Atty Fees	Other Fees	Refund
11/9/2020	125.77	0.00	125.77	0.00	0.00	0.00	0.00	0.00

2220238		2220238		Over 65	No
RND TECHNOLOGY CORP 1718 FRY RD STE 200 HOUSTON, TX 77084-5840		Business Personal Property CMP SUP		Veteran	No
		01718 FRY RD ; 77084		Installment Code	N

Year	Stmt Date	Delq Date	Code	Taxes	Penalties	Payments	Due Jan, 2026		Due Feb, 2026		Due Mar, 2026	
							Del. P&I	Due	Del. P&I	Due	Del. P&I	Due
2024	10/31/2024	2/1/2025		22.14	2.21	0.00	11.88	36.23	12.18	36.53	12.47	36.82

Account No/Name/Address Cad No/Property Descr.  
 2224589 2224589 Over 65 No  
 OILSOURCE Vehicles Veteran No  
 OILSOURCE INC VHCLS Installment Code N  
 18507 GARDENS END LN  
 HOUSTON, TX 77084-0015

19407 PARK ROW ; 77084 ; 77084

Year	Stmnt Date	Delq Date	Code	Taxes	Penalties	Payments	Due Jan, 2026		Due Feb, 2026		Due Mar, 2026	
							Del. P&I	Due	Del. P&I	Due	Del. P&I	Due
2021	10/18/2021	2/1/2022		65.80	6.58	0.00	66.59	138.97	67.46	139.84	68.33	140.71

2225001 2225001 Over 65 No  
 BCTEC Vehicles Veteran No  
 BCTEC CORPORATION VHCLS Installment Code N  
 6201 SNEED COVE APT 135  
 AUSTIN, TX 78744-4200

01718 FRY RD ; 77084

Year	Stmnt Date	Delq Date	Code	Taxes	Penalties	Payments	Due Jan, 2026		Due Feb, 2026		Due Mar, 2026	
							Del. P&I	Due	Del. P&I	Due	Del. P&I	Due
2018	2/26/2019	4/2/2019		15.75	0.00	0.00	20.91	36.66	21.10	36.85	21.29	37.04

2228369 2228369 Over 65 No  
 ECO PHARMACY OF KATY WEST LLC Business Personal Property Veteran No  
 2277 PLAZA DR STE 290 CMP F&F INV M&E Installment Code N  
 SUGAR LAND, TX 77479-6609

19255 PARK ROW ; 77084

Year	Stmnt Date	Delq Date	Code	Taxes	Penalties	Payments	Due Jan, 2026		Due Feb, 2026		Due Mar, 2026	
							Del. P&I	Due	Del. P&I	Due	Del. P&I	Due
2018	10/11/2018	2/1/2019		764.20	76.42	0.00	1,136.52	1,977.14	1,146.60	1,987.22	1,156.70	1,997.32

2234621 2234621 Over 65 No  
 TRICON RESIDENTIAL Business Personal Property Veteran No  
 TRICON AMERICAN HOMES LLC CMP F&F M&E SUP Installment Code N  
 19424 PARK ROW DR STE 165  
 HOUSTON, TX 77084

19424 PARK ROW DR ; 77084 ; 77084

Year	Stmnt Date	Delq Date	Code	Taxes	Penalties	Payments	Due Jan, 2026		Due Feb, 2026		Due Mar, 2026	
							Del. P&I	Due	Del. P&I	Due	Del. P&I	Due
2024	10/31/2024	2/1/2025		19.19	1.92	0.00	10.31	31.42	10.56	31.67	10.81	31.92
2023	10/26/2023	2/1/2024		17.55	1.76	0.00	12.20	31.51	12.43	31.74	12.67	31.98
Totals				36.74	3.68	0.00	22.51	62.93	22.99	63.41	23.48	63.90

2237141 2237141 Over 65 No  
 PRONTO HOLDCO INC Business Personal Property Veteran No  
 PRONTO GENERAL AGENCY LTD CMP F&F Installment Code N  
 805 MEDIA LUNA ST  
 BROWNSVILLE, TX 78520-4056

01550 FRY RD ; 77084 ; 77084

Year	Stmnt Date	Delq Date	Code	Taxes	Penalties	Payments	Due Jan, 2026		Due Feb, 2026		Due Mar, 2026	
							Del. P&I	Due	Del. P&I	Due	Del. P&I	Due
2021	10/18/2021	2/1/2022		18.94	0.00	0.00	17.42	36.36	17.65	36.59	17.88	36.82

2241366 2241366 Over 65 No  
 NOW SPECIALTIES, INC Vehicles Veteran No  
 19407 PARK ROW STE 150 VHCLS Installment Code N  
 HOUSTON, TX 77084-7212

19407 PARK ROW ; 77084

Year	Stmnt Date	Delq Date	Code	Taxes	Penalties	Payments	Due Jan, 2026		Due Feb, 2026		Due Mar, 2026	
							Del. P&I	Due	Del. P&I	Due	Del. P&I	Due
2019	3/19/2020	5/1/2020		165.81	0.00	0.00	194.33	360.14	196.31	362.12	198.31	364.12

2244223 2244223 Over 65 No  
 LEOBARDO L ALDERETE MARTINEZ Vehicles Veteran No  
 19606 PARK ROW APT 224 VHCLS Installment Code N  
 HOUSTON, TX 77084-6010

19606 PARK ROW DR ; 77084

Year	Stmnt Date	Delq Date	Code	Taxes	Penalties	Payments	Due Jan, 2026		Due Feb, 2026		Due Mar, 2026	
							Del. P&I	Due	Del. P&I	Due	Del. P&I	Due
2018	10/11/2018	2/1/2019		17.04	1.70	0.00	25.34	44.08	25.56	44.30	25.79	44.53
2017	10/11/2017	2/1/2018		20.58	2.06	0.00	33.87	56.51	34.14	56.78	34.41	57.05
2016	10/11/2016	2/1/2017		34.57	3.46	0.00	62.37	100.40	62.83	100.86	63.29	101.32
Totals				72.19	7.22	0.00	121.58	200.99	122.53	201.94	123.49	202.90

Account No/Name/Address Cad No/Property Descr.  
**2244544** 2244544 Over 65 No  
 RDA PROMART Vehicles Veteran No  
 ALL C ENTERPRISES LLC VHCLS Installment Code N  
 1718 FRY RD STE 305  
 HOUSTON, TX 77084-5841

01718 FRY RD ; 77084

Year	Stmt Date	Delq Date	Code	Taxes	Penalties	Payments	Due Jan, 2026		Due Feb, 2026		Due Mar, 2026	
							Del. P&I	Due	Del. P&I	Due	Del. P&I	Due
2024	10/31/2024	2/1/2025	L	126.96	12.70	0.00	68.16	207.82	69.84	209.50	71.50	211.16
Lawsuit: 6/9/2025												

**2268915** 2268915 Over 65 No  
 QUICK WEIGHT LOSS CENTERS Business Personal Property Veteran No  
 QUICK WEIGHT LOSS CENTERS LLC CMP F&F INV M&E MISC ASSETS SUP Installment Code N  
 1883 W STATE ROAD 84 STE 106  
 FORT LAUDERDALE, FL 33315-2232

19730 KATY FWY ; 77094

Year	Stmt Date	Delq Date	Code	Taxes	Penalties	Payments	Due Jan, 2026		Due Feb, 2026		Due Mar, 2026	
							Del. P&I	Due	Del. P&I	Due	Del. P&I	Due
2024	10/31/2024	2/1/2025		90.09	9.01	0.00	48.36	147.46	49.56	148.66	50.74	149.84
2023	10/26/2023	2/1/2024		80.84	8.08	0.00	56.20	145.12	57.26	146.18	58.33	147.25
2022	10/28/2022	2/1/2023		77.14	7.71	0.00	65.85	150.70	66.87	151.72	67.87	152.72
2021	12/15/2021	2/1/2022		74.38	7.44	0.00	75.27	157.09	76.26	158.08	77.24	159.06
2020	10/14/2020	2/2/2021		64.46	6.45	0.00	75.45	146.36	76.29	147.20	77.15	148.06
Totals				386.91	38.69	0.00	321.13	746.73	326.24	751.84	331.33	756.93

**2279923** 2279923 Over 65 No  
 A C EXPORT ENVIOS A VENEZUELA Business Personal Property Veteran No  
 A C EXPORT LLC CMP F&F M&E SUP Installment Code N  
 8351 NW 68 ST  
 MIAMI, FL 33166-2662

01718 FRY RD ; 77084

Year	Stmt Date	Delq Date	Code	Taxes	Penalties	Payments	Due Jan, 2026		Due Feb, 2026		Due Mar, 2026	
							Del. P&I	Due	Del. P&I	Due	Del. P&I	Due
2024	10/31/2024	2/1/2025		14.25	1.42	0.00	7.65	23.32	7.84	23.51	8.02	23.69
2023	11/3/2023	2/1/2024		13.03	1.30	0.00	9.06	23.39	9.23	23.56	9.41	23.74
2022	10/28/2022	2/1/2023		13.03	1.30	0.00	11.12	25.45	11.29	25.62	11.46	25.79
2021	10/18/2021	2/1/2022		13.03	1.30	0.00	13.19	27.52	13.35	27.68	13.52	27.85
2020	10/14/2020	2/2/2021		11.29	1.13	0.00	13.21	25.63	13.37	25.79	13.51	25.93
2019	10/1/2019	2/1/2020		13.73	1.37	0.00	18.24	33.34	18.43	33.53	18.61	33.71
Totals				78.36	7.82	0.00	72.47	158.65	73.51	159.69	74.53	160.71

**2279930** 2279930 Over 65 No  
 JADE MACKENZIE APPAREL Business Personal Property Veteran No  
 LISA BLENMON CMP F&F INV M&E SUP Installment Code N  
 1718 FRY RD STE 315  
 HOUSTON, TX 77084-5841

01718 FRY RD ; 77084

Year	Stmt Date	Delq Date	Code	Taxes	Penalties	Payments	Due Jan, 2026		Due Feb, 2026		Due Mar, 2026	
							Del. P&I	Due	Del. P&I	Due	Del. P&I	Due
2021	10/18/2021	2/1/2022		202.22	20.22	0.00	204.64	427.08	207.32	429.76	209.98	432.42
2020	10/14/2020	2/2/2021		175.26	17.53	0.00	205.13	397.92	207.45	400.24	209.75	402.54
2019	10/1/2019	2/1/2020		213.00	21.30	0.00	283.03	517.33	285.85	520.15	288.66	522.96
2018	10/11/2018	2/1/2019	L	222.04	22.20	0.00	330.21	574.45	333.14	577.38	336.08	580.32
Lawsuit: 2/22/2019												
2017	2/27/2018	4/3/2018	L	238.16	23.82	0.00	385.64	647.62	388.78	650.76	391.92	653.90
Lawsuit: 2/22/2019												
Totals				1,050.68	105.07	0.00	1,408.65	2,564.40	1,422.54	2,578.29	1,436.39	2,592.14

**2281672** 2281672 Over 65 No  
 PINK RIBBON WOMEN'S CENTER Business Personal Property Veteran No  
 11221 KATY FWY STE 201 CMP F&F M&E SUP Installment Code N  
 HOUSTON, TX 77079-2105

02222 GREENHOUSE RD ; 77084

Year	Stmt Date	Delq Date	Code	Taxes	Penalties	Payments	Due Jan, 2026		Due Feb, 2026		Due Mar, 2026	
							Del. P&I	Due	Del. P&I	Due	Del. P&I	Due
2024	10/31/2024	2/1/2025		2,186.42	218.64	0.00	1,173.66	3,578.72	1,202.52	3,607.58	1,231.40	3,636.46
2023	10/26/2023	2/1/2024		1,999.77	199.98	0.00	1,390.24	3,589.99	1,416.64	3,616.39	1,443.03	3,642.78
2022	10/28/2022	2/1/2023		1,999.77	199.98	0.00	1,707.01	3,906.76	1,733.41	3,933.16	1,759.81	3,959.56
2021	10/18/2021	2/1/2022		1,999.77	199.98	0.00	2,023.77	4,223.52	2,050.17	4,249.92	2,076.56	4,276.31
2020	10/27/2020	2/2/2021		1,733.13	173.31	0.00	2,028.46	3,934.90	2,051.33	3,957.77	2,074.21	3,980.65
2019	10/1/2019	2/1/2020		2,106.42	210.64	0.00	2,799.01	5,116.07	2,826.81	5,143.87	2,854.62	5,171.68
2018	12/19/2018	2/1/2019		2,239.74	223.97	0.00	3,330.93	5,794.64	3,360.50	5,824.21	3,390.07	5,853.78
Totals				14,265.02	1,426.50	0.00	14,453.08	30,144.60	14,641.38	30,332.90	14,829.70	30,521.22

Account No/Name/Address	Cad No/Property Descr.		
2295532 TIP TOP TUX LLC 500 FLOYD BLVD SIOUX CITY, IA 51101-2122	2295532 Business Personal Property CMP F&F INV M&E MISC ASSETS	Over 65 Veteran Installment Code	No No N

19614 KATY FWY ; 77094 ; 77094

Year	Stmt Date	Delq Date	Code	Taxes	Penalties	Payments	Due Jan, 2026		Due Feb, 2026		Due Mar, 2026	
							Del. P&I	Due	Del. P&I	Due	Del. P&I	Due
2024	10/31/2024	2/1/2025		51.11	5.11	0.00	27.43	83.65	28.12	84.34	28.79	85.01
2023	10/26/2023	2/1/2024		46.42	0.00	0.00	29.34	75.76	29.90	76.32	30.45	76.87
Totals				97.53	5.11	0.00	56.77	159.41	58.02	160.66	59.24	161.88

2301975 MUSA AUTO FINANCE 14131 MIDWAY RD #900 ADDISON, TX 75001-3855	2301975 Leased Equipment VHCLS	Over 65 Veteran Installment Code	No No N
--	--------------------------------------	--	---------------

IN HARRIS COUNTY

Year	Stmt Date	Delq Date	Code	Taxes	Penalties	Payments	Due Jan, 2026		Due Feb, 2026		Due Mar, 2026	
							Del. P&I	Due	Del. P&I	Due	Del. P&I	Due
2023	4/25/2024	6/1/2024		38.09	3.81	0.00	24.47	66.37	24.98	66.88	25.48	67.38
2022	10/28/2022	2/1/2023		52.06	5.21	0.00	44.44	101.71	45.13	102.40	45.82	103.09
Totals				90.15	9.02	0.00	68.91	168.08	70.11	169.28	71.30	170.47

2303729 MY EYELAB OCULUS INTERESTS XII LLC 20115 STUEBNER AIRLINE RD SPRING, TX 77379-5430	2303729 Business Personal Property CMP F&F INV M&E	Over 65 Veteran Installment Code	No No N
--	--	--	---------------

19504 KATY FWY ; 77084

Year	Stmt Date	Delq Date	Code	Taxes	Penalties	Payments	Due Jan, 2026		Due Feb, 2026		Due Mar, 2026	
							Del. P&I	Due	Del. P&I	Due	Del. P&I	Due
2024	10/31/2024	2/1/2025		89.75	8.98	0.00	48.19	146.92	49.36	148.09	50.55	149.28

2303884 MINUTEMAN PRESS DC DIGITAL LLC 1718 FRY RD STE 220 HOUSTON, TX 77084-5840	2303884 Light Manufacturing CMP F&F INV M&E SUP	Over 65 Veteran Installment Code	No No N
---	---	--	---------------

01718 FRY RD ; 77084 ; 77084

Year	Stmt Date	Delq Date	Code	Taxes	Penalties	Payments	Due Jan, 2026		Due Feb, 2026		Due Mar, 2026	
							Del. P&I	Due	Del. P&I	Due	Del. P&I	Due
2024	10/31/2024	2/1/2025		46.28	4.63	0.00	24.85	75.76	25.46	76.37	26.07	76.98

2313194 REYNALDO SOCARRAS URIZA 19321 PARK ROW 1419 HOUSTON, TX 77084-4893	2313194 Vehicles VHCLS	Over 65 Veteran Installment Code	No No N
---	------------------------------	--	---------------

19231 PARK ROW ; 77084

Year	Stmt Date	Delq Date	Code	Taxes	Penalties	Payments	Due Jan, 2026		Due Feb, 2026		Due Mar, 2026	
							Del. P&I	Due	Del. P&I	Due	Del. P&I	Due
2021	10/18/2021	2/1/2022		2.44	0.24	0.00	2.47	5.15	2.49	5.17	2.53	5.21
2020	10/14/2020	2/2/2021		2.11	0.21	0.00	2.47	4.79	2.49	4.81	2.53	4.85
2019	6/17/2020	8/1/2020		17.18	1.72	0.00	21.47	40.37	21.70	40.60	21.92	40.82
Totals				21.73	2.17	0.00	26.41	50.31	26.68	50.58	26.98	50.88

2314908 JR CARGO EXPRESS LLC JUNIOR VALDES VALDES 19303 GAGELAKE LN HOUSTON, TX 77084-4816	2314908 Vehicles VHCLS	Over 65 Veteran Installment Code	No No N
--	------------------------------	--	---------------

19606 PARK ROW DR ; 77084

Year	Stmt Date	Delq Date	Code	Taxes	Penalties	Payments	Due Jan, 2026		Due Feb, 2026		Due Mar, 2026	
							Del. P&I	Due	Del. P&I	Due	Del. P&I	Due
2021	10/18/2021	2/1/2022		7.69	0.77	0.00	7.79	16.25	7.88	16.34	7.99	16.45

2334489 MOLA'S TRANSPORT DIANA M MARULANDA GONZALEZ 19606 PARK ROW APT 815 HOUSTON, TX 77084-6014	2334489 Vehicles VHCLS	Over 65 Veteran Installment Code	No No N
---	------------------------------	--	---------------

19606 PARK ROW DR ; 77084

Year	Stmt Date	Delq Date	Code	Taxes	Penalties	Payments	Due Jan, 2026		Due Feb, 2026		Due Mar, 2026	
							Del. P&I	Due	Del. P&I	Due	Del. P&I	Due
2021	10/18/2021	2/1/2022		4.11	0.41	0.00	4.16	8.68	4.22	8.74	4.26	8.78
2020	10/14/2020	2/2/2021		4.24	0.42	0.00	4.96	9.62	5.01	9.67	5.07	9.73
Totals				8.35	0.83	0.00	9.12	18.30	9.23	18.41	9.33	18.51

Account No/Name/Address Cad No/Property Descr.  
 2340128 2340128 Over 65 No  
 APARA AUTISM CENTER - KATY Business Personal Property Veteran No  
 APARA AUTISM CENTER CMP F&F M&E SUP Installment Code N  
 2051 GREENHOUSE RD # 160  
 HOUSTON, TX 77084-8022

02051 GREENHOUSE RD ; 77084 ; 77084

Year	Stmt Date	Delq Date	Code	Taxes	Penalties	Payments	Due Jan, 2026		Due Feb, 2026		Due Mar, 2026	
							Del. P&I	Due	Del. P&I	Due	Del. P&I	Due
2024	10/31/2024	2/1/2025		125.17	0.00	0.00	61.08	186.25	62.58	187.75	64.08	189.25

2354243 2354243 Over 65 No  
 LDH EXPRESS LLC Vehicles Veteran No  
 LISBANIS DIAZ VHCLS Installment Code N  
 20403 FM 529 RD STE 240-121  
 CYPRESS, TX 77433-5378

02040 GREENHOUSE RD ; 77084 ; 77084

Year	Stmt Date	Delq Date	Code	Taxes	Penalties	Payments	Due Jan, 2026		Due Feb, 2026		Due Mar, 2026	
							Del. P&I	Due	Del. P&I	Due	Del. P&I	Due
2022	2/22/2023	4/1/2023		113.66	11.37	0.00	94.02	219.05	95.52	220.55	97.02	222.05

2355867 2355867 Over 65 No  
 BLUE TEX POOLS Business Personal Property Veteran No  
 BLUE TEX POOL CLEANING LLC CMP F&F M&E SUP Installment Code N  
 3211 GREENHOUSE RD STE 114  
 HOUSTON, TX 77084-4409

03211 GREENHOUSE RD ; 77084 ; 77084

Year	Stmt Date	Delq Date	Code	Taxes	Penalties	Payments	Due Jan, 2026		Due Feb, 2026		Due Mar, 2026	
							Del. P&I	Due	Del. P&I	Due	Del. P&I	Due
2023	11/3/2023	2/1/2024		20.57	2.06	0.00	14.31	36.94	14.57	37.20	14.85	37.48

2361452 2361452 Over 65 No  
 OPAL LOTUS TATTOO STUDIO Business Personal Property Veteran No  
 OPAL LOTUS LLC CMP F&F M&E SUP Installment Code N  
 22318 SMOKEY HILL DR  
 KATY, TX 77450-3324

01718 FRY RD ; 77084 ; 77084

Year	Stmt Date	Delq Date	Code	Taxes	Penalties	Payments	Due Jan, 2026		Due Feb, 2026		Due Mar, 2026	
							Del. P&I	Due	Del. P&I	Due	Del. P&I	Due
2024	10/31/2024	2/1/2025		18.65	1.86	0.00	10.01	30.52	10.26	30.77	10.50	31.01
2023	10/26/2023	2/1/2024		17.06	1.71	0.00	11.87	30.64	12.08	30.85	12.31	31.08
2022	10/28/2022	2/1/2023		17.06	1.71	0.00	14.57	33.34	14.79	33.56	15.01	33.78
Totals				52.77	5.28	0.00	36.45	94.50	37.13	95.18	37.82	95.87

2362445 2362445 Over 65 No  
 MEDRX SPECIALTY PHARMACY Business Personal Property Veteran No  
 MEDRX SPECIALTY PHARMACY, LLC CMP F&F INV M&E SUP Installment Code N  
 19255 PARK ROW STE 103  
 HOUSTON, TX 77084-7310

19255 PARK ROW DR ; 77084 ; 77084

Year	Stmt Date	Delq Date	Code	Taxes	Penalties	Payments	Due Jan, 2026		Due Feb, 2026		Due Mar, 2026	
							Del. P&I	Due	Del. P&I	Due	Del. P&I	Due
2024	10/31/2024	2/1/2025		203.60	20.36	0.00	109.29	333.25	111.98	335.94	114.67	338.63
2023	11/15/2023	2/1/2024		181.26	18.13	0.00	126.01	325.40	128.40	327.79	130.80	330.19
2022	10/28/2022	2/1/2023	L	169.60	16.96	0.00	144.77	331.33	147.00	333.56	149.25	335.81
Lawsuit: 7/28/2023												
Totals				554.46	55.45	0.00	380.07	989.98	387.38	997.29	394.72	1,004.63

2373392 2373392 Over 65 No  
 LN EXPRESS LLC Vehicles Veteran No  
 JAVIER ALEJA LA NUEZ HERNANDEZ VHCLS Installment Code N  
 2219 GREENHOUSE RD APT 2340  
 HOUSTON, TX 77084-7320

02219 GREENHOUSE RD ; 77084 ; 77084

Year	Stmt Date	Delq Date	Code	Taxes	Penalties	Payments	Due Jan, 2026		Due Feb, 2026		Due Mar, 2026	
							Del. P&I	Due	Del. P&I	Due	Del. P&I	Due
2023	10/26/2023	2/1/2024	L	68.44	6.84	0.00	47.58	122.86	48.48	123.76	49.39	124.67
Lawsuit: 6/9/2025												
2022	10/28/2022	2/1/2023	L	81.56	0.00	0.00	63.29	144.85	64.26	145.82	65.25	146.81
Lawsuit: 6/9/2025												
Totals				150.00	6.84	0.00	110.87	267.71	112.74	269.58	114.64	271.48

2373530 2373530 Over 65 No  
 JAIME ALEMAN LOPEZ Vehicles Veteran No  
 2219 GREENHOUSE RD APT 3108 VHCLS Installment Code N  
 HOUSTON, TX 77084-7333

02219 GREENHOUSE RD ; 77084 ; 77084

Year	Stmt Date	Delq Date	Code	Taxes	Penalties	Payments	Due Jan, 2026		Due Feb, 2026		Due Mar, 2026	
							Del. P&I	Due	Del. P&I	Due	Del. P&I	Due
2023	10/26/2023	2/1/2024		68.44	6.84	0.00	47.58	122.86	48.48	123.76	49.39	124.67

Account No/Name/Address		Cad No/Property Descr.											
2377318 RAINBOW INTERNATIONAL OF WESTSIDE ENFYS SERVICES LLC 2500 GREENHOUSE RD STE 2102 HOUSTON, TX 77084-7998		2377318 Vehicles VHCLS		Over 65	No								
		02500 GREENHOUSE RD ; 77084 ; 77084											
						Due Jan, 2026		Due Feb, 2026		Due Mar, 2026			
Year	Stmnt Date	Delq Date	Code	Taxes	Penalties	Payments	Del. P&I	Due	Del. P&I	Due	Del. P&I	Due	
2024	12/20/2024	2/1/2025		21.57	0.00	0.00	10.53	32.10	10.78	32.35	11.05	32.62	
2377350 RAINBOW INTERNATIONAL OF WESTSIDE ENFYS SERVICES LLC 2500 GREENHOUSE RD STE 2102 HOUSTON, TX 77084-7998		2377350 Business Personal Property CMP M&E		Over 65	No								
		02500 GREENHOUSE RD ; 77084 ; 77084											
						Due Jan, 2026		Due Feb, 2026		Due Mar, 2026			
Year	Stmnt Date	Delq Date	Code	Taxes	Penalties	Payments	Del. P&I	Due	Del. P&I	Due	Del. P&I	Due	
2024	10/31/2024	2/1/2025		43.36	0.00	0.00	21.16	64.52	21.68	65.04	22.20	65.56	
2391223 ROBERTO REYES LARA 2219 GREENHOUSE RD APT 3114 HOUSTON, TX 77084-7334		2391223 Vehicles VHCLS		Over 65	No								
		02219 GREENHOUSE RD ; 77084 ; 77084											
						Due Jan, 2026		Due Feb, 2026		Due Mar, 2026			
Year	Stmnt Date	Delq Date	Code	Taxes	Penalties	Payments	Del. P&I	Due	Del. P&I	Due	Del. P&I	Due	
2022	6/21/2023	2/1/2024	L	391.04	39.10	0.00	302.82	732.96	307.98	738.12	313.14	743.28	
		Lawsuit: 10/7/2024											
2021	6/20/2023	2/1/2024	L	68.38	6.84	0.00	52.95	128.17	53.85	129.07	54.76	129.98	
		Lawsuit: 10/7/2024											
Totals				459.42	45.94	0.00	355.77	861.13	361.83	867.19	367.90	873.26	
2399210 ROBERTO MERINO DIEGO ENRIQUE FONTAL 2500 GREENHOUSE RD APT 8303 HOUSTON, TX 77084-7993		2399210 Vehicles VHCLS		Over 65	No								
		02500 GREENHOUSE RD ; 77084 ; 77084											
						Due Jan, 2026		Due Feb, 2026		Due Mar, 2026			
Year	Stmnt Date	Delq Date	Code	Taxes	Penalties	Payments	Del. P&I	Due	Del. P&I	Due	Del. P&I	Due	
2023	10/26/2023	2/1/2024		114.19	11.42	0.00	79.39	205.00	80.90	206.51	82.40	208.01	
2407415 E C LEONES TRUCKING LLC 2411 GREENHOUSE RD APT 2205 HOUSTON, TX 77084-7845		2407415 Vehicles VHCLS		Over 65	No								
		02411 GREENHOUSE RD ; 77084 ; 77084											
						Due Jan, 2026		Due Feb, 2026		Due Mar, 2026			
Year	Stmnt Date	Delq Date	Code	Taxes	Penalties	Payments	Del. P&I	Due	Del. P&I	Due	Del. P&I	Due	
2024	10/31/2024	2/1/2025	L	428.40	42.84	0.00	229.97	701.21	235.62	706.86	241.27	712.51	
		Lawsuit: 6/9/2025											
2410195 AVION TRANSPORT LLC PO BOX 62744 HOUSTON, TX 77205-2741		2410195 Vehicles VHCLS		Over 65	No								
		01721 GREENHOUSE RD ; 77084 ; 77084											
						Due Jan, 2026		Due Feb, 2026		Due Mar, 2026			
Year	Stmnt Date	Delq Date	Code	Taxes	Penalties	Payments	Del. P&I	Due	Del. P&I	Due	Del. P&I	Due	
2024	10/31/2024	2/1/2025	L	241.15	24.12	0.00	129.45	394.72	132.64	397.91	135.82	401.09	
		Lawsuit: 6/9/2025											
2411921 LOGICARE LLC 2411 GREENHOUSE RD APT 5414 HOUSTON, TX 77084-8095		2411921 Vehicles VHCLS		Over 65	No								
		02411 GREENHOUSE RD ; 77084 ; 77084											
						Due Jan, 2026		Due Feb, 2026		Due Mar, 2026			
Year	Stmnt Date	Delq Date	Code	Taxes	Penalties	Payments	Del. P&I	Due	Del. P&I	Due	Del. P&I	Due	
2024	11/14/2024	2/1/2025		44.90	0.00	0.00	21.92	66.82	22.44	67.34	22.98	67.88	

Account No/Name/Address	Cad No/Property Descr.		
2425859	2425859	Over 65	No
HANGER CLINIC KATY	Vehicles	Veteran	No
1718 FRY RD STE 435	VHCLS	Installment Code	N
HOUSTON, TX 77084-5843			

01718 FRY RD ; 77084 ; 77084

Year	Stmt Date	Delq Date	Code	Taxes	Penalties	Payments	Due Jan, 2026		Due Feb, 2026		Due Mar, 2026	
							Del. P&I	Due	Del. P&I	Due	Del. P&I	Due
2024	2/23/2025	4/1/2025		98.48	9.85	0.00	50.26	158.59	51.57	159.90	52.87	161.20

2432592	2432592	Over 65	No
SOFT TOUCH NAILS	Business Personal Property	Veteran	No
SOFT TOUCH NAILS LLC	CMP F&F INV M&E SUP	Installment Code	N
19728 KATY FWY			
HOUSTON, TX 77094-1030			

19728 KATY FWY ; 77094 ; 77094

Year	Stmt Date	Delq Date	Code	Taxes	Penalties	Payments	Due Jan, 2026		Due Feb, 2026		Due Mar, 2026	
							Del. P&I	Due	Del. P&I	Due	Del. P&I	Due
2024	6/26/2025	8/1/2025		165.12	16.51	0.00	75.55	257.18	77.74	259.37	79.92	261.55

Account No/Name/Address

Cad No/Property Descr.

Jurisdiction Totals

<u>Year</u>	<u>Tax Levy</u>	<u>Base Taxes Due</u>	<u>Penalties Due</u>	<u>Del. P&amp;I Due</u>	<u>Atty Fee Due</u>	<u>Escrow Amt</u>	<u>Total Due</u>	<u>Count</u>	<u>% Collected</u>
2006	711,466.58	0.00	0.00	0.00	0.00	0.00	0.00	0	100.00%
2007	819,319.83	0.00	0.00	0.00	0.00	0.00	0.00	0	100.00%
2008	879,617.88	0.00	0.00	0.00	0.00	0.00	0.00	0	100.00%
2009	666,131.42	0.00	0.00	0.00	0.00	0.00	0.00	0	100.00%
2010	935,245.70	0.00	0.00	0.00	0.00	0.00	0.00	0	100.00%
2011	1,156,776.10	0.00	0.00	0.00	0.00	0.00	0.00	0	100.00%
2012	1,158,188.10	0.00	0.00	0.00	0.00	0.00	0.00	0	100.00%
2013	1,276,014.62	0.00	0.00	0.00	0.00	0.00	0.00	0	100.00%
2014	1,475,789.97	0.00	0.00	0.00	0.00	0.00	0.00	0	100.00%
2015	1,894,924.90	0.00	0.04	0.05	0.02	0.00	0.11	1	100.00%
2016	1,939,555.05	34.57	3.46	45.64	16.73	0.00	100.40	1	100.00%
2017	1,703,467.59	258.74	25.88	302.15	117.36	0.00	704.13	2	99.98%
2018	1,675,849.18	3,258.77	324.29	3,439.42	1,404.49	0.00	8,426.97	5	99.81%
2019	1,716,832.71	2,516.14	235.03	2,304.87	1,011.21	0.00	6,067.25	5	99.85%
2020	1,724,054.69	2,069.35	206.16	1,638.38	782.77	0.00	4,696.66	9	99.88%
2021	2,184,128.26	2,591.76	257.08	1,694.84	908.74	0.00	5,452.42	15	99.88%
2022	2,574,247.74	2,954.81	287.33	1,527.92	954.02	0.00	5,724.08	10	99.89%
2023	2,827,251.78	6,250.23	616.97	2,007.13	817.25	0.00	9,691.58	21	99.78%
2024	3,117,159.32	49,652.65	1,306.62	11,062.64	10,230.93	0.00	72,252.84	36	98.41%
2025	3,259,266.55	539,947.37	1,722.01	0.00	39.79	0.00	541,709.17	173	83.43%
		609,534.39	4,984.87	24,023.04	16,283.31	0.00	654,825.61	278	

**WESTPARK MUNICIPAL UTILITY DISTRICT  
DELINQUENT TAX REPORT**

February 2, 2026

**REAL PROPERTY ACCOUNTS**

<u><b>PROPERTY OWNER</b></u>	<u><b>ACCOUNT NO.</b></u>	<u><b>BASE AMOUNT DUE</b></u>	<u><b>STATUS</b></u>
W GMP MOB SPE LP	133-827-002-0002	2024 - \$35,089.55	Property owner has made a disputed payment towards these
rkard	115-393-000-0055	2023 - \$39.38 2024 - \$43.05	No response to demand letters. Will continue collection effort will postpone filing a lawsuit at this time unless otherwise (amounts due under \$200.00).

**PERSONAL PROPERTY ACCOUNTS**

<u><b>PROPERTY OWNER</b></u>	<u><b>ACCOUNT NO.</b></u>	<u><b>BASE AMOUNT DUE</b></u>	<u><b>STATUS</b></u>
Nails	2432592	2024 - \$165.12	This account recently went delinquent. Two demand letters (no response). A lawsuit will be filed.
art	2013646 2244544	2024 - \$1,475.29 2024 - \$126.96	Lawsuit filed.
Trucking LLC	2407415	2024 - \$428.40	Lawsuit filed. Trial reset to 04/16/26.
sport LLC	2410195	2024 - \$241.15	Lawsuit filed. Default judgment hearing set for 02/18/26.
yes Lara	2391223	2021 - \$68.38 2022 - \$391.04	Lawsuit filed.
mic	0746047	2021 - \$39.89 2022 - \$39.89 2023 - \$39.89 2024 - \$43.62	Lawsuit filed. Default judgment hearing set for 02/24/26.

<b>PROPERTY OWNER</b>	<b>ACCOUNT NO.</b>	<b>BASE AMOUNT DUE</b>	<b>STATUS</b>
LLC	2373392	2022 - \$81.56 2023 - \$68.44 2024 - 68.44	Lawsuit filed.
Automated Retail	2000673	2023 - \$34.26 2024 - \$48.80	Property owner filed for bankruptcy. A proof of claim has b
alities, Inc.	2241366	2019 - \$165.81	Sent demand letters to the agent for this company (no respon HCAD, this business closed on 05/13/2019. The vehicle un account, a 2018 Ford F350, has been sold and is no longer o the company. HCAD has deleted the account for 2020.
Light Loss Centers	2268915	2020 - \$64.46 2021 - \$74.38 2022 - \$77.14 2023 - \$80.84 2024 - \$90.09	Demand letters returned. Per HCAD field inspection, this b no longer at the property location as of 2020. The corporati terminated with the Secretary of State.

**PERSONAL PROPERTY ACCOUNTS UNDER \$250.00**

<b>PROPERTY OWNER</b>	<b>ACCOUNT NO.</b>	<b>BASE AMOUNT DUE</b>	<b>STATUS</b>
Inc.	0772574	2021 - \$11.07	No response to demand letters. Per HCAD, the business closed 09/21. The not active with HCAD after 2021.
st Academy	1008495	2020 - \$23.89 2021 - \$27.56	No response to demand letters. Per HCAD, the business is no longer at the p address. The account has been deleted for the 2022 tax year.
Training Center	2092875	2020 - \$7.80	No response to demand letters. Per HCAD, the business is no longer at the p address. The account has been deleted for the 2021 tax year.
Classical	2112139	2020 - \$47.17 2021 - \$54.43	No response to demand letters. Per HCAD field inspection, this company is in business at the property location. The account is not active with HCAD a
Inc.	2224589	2021 - \$65.80	No response to demand letters. Per HCAD, the business is permanently clos account is not active with HCAD after 2021.
	2225001	2018 - \$15.75	No response to demand letters. Per HCAD, this is a vehicle account and per records, the license tags have expired. The account is not active with HCAD 2018.

<u>PROPERTY OWNER</u>	<u>ACCOUNT NO.</u>	<u>BASE AMOUNT DUE</u>	<u>STATUS</u>
Martinez	2244223	2016 - \$34.57 2017 - \$20.58 2018 - \$17.04	No response to demand letters. Per HCAD, this is a vehicle account and HCAD now removed the vehicle from this account. The account is not active with HCAD after 2018.
Friza	2313194	2019 - \$17.18 2020 - \$2.11 2021 - \$2.44	No response to demand letters. Per HCAD, this is a vehicle account and HCAD now removed the vehicle from this account. The account is not active with HCAD after 2021.
Express LLC	2314908	2021 - \$7.69	No response to demand letters. Per HCAD field inspection, this company is not in business at the property location. The account is not active with HCAD as of 1/1/2022.
Transport	2334489	2020 - \$4.24 2021 - \$4.11	No response to demand letters. Per HCAD, this is a vehicle account and HCAD now removed the vehicle from this account. The account is not active with HCAD after 2021.
Assessors	2354243	2022 - \$113.66	No response to demand letters. Account not billed after 2022.
Dan Lopez	2373530	2023 - \$68.44	No response to demand letters. Per HCAD, taxpayer no longer owns the vehicle for this account. Account not active after 2023. Will continue collection efforts until taxpayer files a lawsuit at this time unless otherwise instructed (amount due under \$250.00).
Prino Diego	2399210	2023 - \$114.19	No response to demand letters. Per HCAD, taxpayer no longer owns the vehicle for this account. Account not active after 2023. Will continue collection efforts until taxpayer files a lawsuit at this time unless otherwise instructed (amounts due under \$250.00).
Tattoo	2361452	2022 - \$17.06 2023 - \$17.06 2024 - \$18.65	No response to demand letters. Will continue collection efforts, but will postpone filing a lawsuit at this time unless otherwise instructed (amounts due under \$250.00).
General Agency	2237141	2021 - \$18.94	No response to demand letters. Will continue collection efforts, but will postpone filing a lawsuit at this time unless otherwise instructed (amounts due under \$250.00).
LLC	2279923	2019 - \$13.73 2020 - \$11.29 2021 - \$13.03 2022 - \$13.03 2023 - \$13.03	No response to demand letters. Will continue collection efforts, but will postpone filing a lawsuit at this time unless otherwise instructed (amounts due under \$250.00).

<b>DEBTOR</b>	<b>ACCOUNT NO.</b>	<b>BASE AMOUNT DUE</b>	<b>STATUS</b>
		2024 - \$14.25	
Confidential	2234621	2023 - \$17.55 2024 - \$19.19	No response to demand letters. Will continue collection efforts, but will post filing a lawsuit at this time unless otherwise instructed (amounts due under § 502(d)(2)(B)).
LLC	2295532	2023 - \$46.42 2024 - \$51.11	No response to demand letters. Will continue collection efforts, but will post filing a lawsuit at this time unless otherwise instructed (amounts due under § 502(d)(2)(B)).
Tools	2355867	2023 - \$20.57	No response to demand letters. Will continue collection efforts, but will post filing a lawsuit at this time unless otherwise instructed (amounts due under § 502(d)(2)(B)).
#7197	2189733	2024 - \$38.29	No response to demand letters. Will continue collection efforts, but will post filing a lawsuit at this time unless otherwise instructed (amounts due under § 502(d)(2)(B)).
Technology Corp.	2220238	2024 - \$22.14	No response to demand letters. Will continue collection efforts, but will post filing a lawsuit at this time unless otherwise instructed (amounts due under § 502(d)(2)(B)).
	2303729	2024 - \$89.75	No response to demand letters. Will continue collection efforts, but will post filing a lawsuit at this time unless otherwise instructed (amounts due under § 502(d)(2)(B)).
Press	2303884	2024 - \$46.28	No response to demand letters. Will continue collection efforts, but will post filing a lawsuit at this time unless otherwise instructed (amounts due under § 502(d)(2)(B)).
ism Center	2340128	2024 - \$125.17	No response to demand letters. Will continue collection efforts, but will post filing a lawsuit at this time unless otherwise instructed (amounts due under § 502(d)(2)(B)).
International	2377318	2024 - \$21.57	No response to demand letters. Will continue collection efforts, but will post filing a lawsuit at this time unless otherwise instructed (amounts due under § 502(d)(2)(B)).
LC	2377350	2024 - \$43.36	No response to demand letters. Will continue collection efforts, but will post filing a lawsuit at this time unless otherwise instructed (amounts due under § 502(d)(2)(B)).
LC	2411921	2024 - \$44.90	No response to demand letters. Will continue collection efforts, but will post filing a lawsuit at this time unless otherwise instructed (amounts due under § 502(d)(2)(B)).
mic Katy	2425859	2024 - \$98.48	No response to demand letters. Will continue collection efforts, but will post filing a lawsuit at this time unless otherwise instructed (amounts due under § 502(d)(2)(B)).

as filed on the account listed below and a Judgment was entered against the taxpayers. A Judgment is a court order that is the result of a court proceeding. Once a Judgment is entered, if the personal property associated with the tax account is still in the possession of the taxpayer, the taxpayer can be issued by the court which allows a sheriff or constable to seize the assets which will then be sold to pay the taxes.

Personal property is no longer in the possession of the taxpayer, an Abstract of Judgment is filed with the County Clerk's office. The taxpayer can be issued by the court which allows a sheriff or constable to seize the assets which will then be sold to pay the taxes. Once a Judgment is entered, if the personal property associated with the tax account is still in the possession of the taxpayer, the taxpayer can be issued by the court which allows a sheriff or constable to seize the assets which will then be sold to pay the taxes.

**PERSONAL PROPERTY JUDGMENTS**

<b>PROPERTY OWNER</b>	<b>ACCOUNT NO.</b>	<b>BASE AMOUNT DUE</b>	<b>STATUS</b>
Women's	2281672	2018 - \$2,239.74 2019 - \$2,106.42 2020 - \$963.61 2021 - \$1,999.77 2022 - \$1,999.77 2023 - \$1,999.77 2024 - \$2,186.42	Court judgment entered. Sent Writ of Execution to Constable advised that this company is no longer doing business at the property location. HCAD also did a field inspection and not property was vacant and the business was no longer located at the business location. Account not active after 2024. Abstract of Judgment filed with the County Clerk's office.
Apparel	2279930	2017 - \$238.16 2018 - \$222.04 2019 - \$213.00 2020 - \$175.26 2021 - \$202.22	Court judgment entered. Company no longer in business. Abstract of Judgment filed with the County Clerk's office.
Agency of Katy	2228369	2018 - \$764.20	Court judgment entered. Company no longer in business. Abstract of Judgment filed with the County Clerk's office.
Specialty	2362445	2022 - \$169.60 2023 - \$181.26 2024 - \$203.60	Court judgment entered. Sent Writ of Execution to Constable advised that this company is no longer doing business at the property location. HCAD also did a field inspection and not property was vacant and the business was no longer located at the business location. Account not active after 2024. Abstract of Judgment filed with the County Clerk's office.
Finance	2301975	2022 - \$52.06 2023 - \$38.09	Lawsuit filed by Klein ISD. Judgment entered for all parties on the vehicle business personal property account. Per HCAD, the taxpayer's account is no longer owned by this company. HCAD has the account for the 2025 tax year.

Service Center  
 27335 West Hardy Rd.  
 Suite 101  
 Spring, Texas 77373



Corporate (281) 353-9809  
 Customer Service (281) 353-9756  
 Fax (281) 353-6105

DATE  
 2/18/2026

**MONTHLY OPERATIONS REPORT  
 WEST PARK MUNICIPAL UTILITY DISTRICT**

<b>METER COUNT</b>	
S.T.P.	1
Vacant	0
Commercial	70
Nursing Home	1
Irrigation	45
Park(Irrigation)	1
Apts/Units(2967)	11
<b>Total</b>	<b>129</b>

<b>BILLED CONSUMPTION</b>		
12/17/25	to	1/17/26
STP		585,000
Apartments		9,860,000
Commercial		2,824,000
Irrigation		2,749,000
Park (Irrigation) No Bill		225,000
<b>Total</b>		<b>16,243,000</b>

Flushing, Main Line Break & Leaks: 353,000  
 Total Consumption: 16,596,000  
 Plant Pumpage: 17,678,000  
 Billed Percentage of Pumped Water: 93.88%

	<u>#2</u>	<u>#3</u>
Calculated Well GPM	930	1,280
Design Well GPM	1,000	1,000
Well Pumpage	10,705,000	6,973,000

<b>Arrears for the Month of</b>	<b>DECEMBER</b>	<b>Month of</b>	<b>JANUARY</b>
Cut-Off Notices Mailed	12/30/25	Meter Read Date	01/17/26
Number of Notices Mailed	7	Billing Date	01/27/26
Cut-Off Date	01/21/26	Mailing Date	01/28/26
Number of Actual Cut-Offs	0	Due Date	02/19/26

Utility District Operation and Management  
 P. O. Box 1209 • Spring, Texas 77383



# WEST PARK MUNICIPAL UTILITY DISTRICT

## MONTHLY OPERATIONS SUMMARY WASTEWATER TREATMENT PLANT

December-25

TPDES Permit # WQ0012346001  
TX0086185

Expires: 5/10/2027

Effluent Quality Data: Reported for: December-25

	<u>Previous Month</u>	<u>Reported</u>	<u>Permitted</u>	<u>Excursion</u>
BOD 5 Average	2.56 mg/l	3.04 mg/l	7.00 mg/l	NO
BOD 5 Maximum	3.25 mg/l	3.46 mg/l	22.00 mg/l	NO
BOD 5 lbs/day	9.23 mg/l	11.10 mg/l	29.00 lbs/day	NO
TSS Average	1.07 mg/l	1.94 mg/l	15.00 mg/l	NO
TSS Maximum	1.26 mg/l	3.58 mg/l	40.00 mg/l	NO
TSS lbs/day	3.83 mg/l	6.87 mg/l	63.00 lbs/day	NO
NH3-N Average	0.07 mg/l	0.11 mg/l	2.00 mg/l	NO
NH3-N Maximum	0.11 mg/l	0.21 mg/l	10.00 mg/l	NO
NH3-N lbs/day	0.25 mg/l	0.40 mg/l	8.30 lbs/day	NO
E Coli Avg.	1.00 mpn	1.00 mpn	63 mpn	NO
E Coli Maximum	1.00 mpn	1.00 mpn	200 mpn	NO
DO Minimum	6.39 mpn	6.53 mpn	6.00 mg/l	NO
pH Minimum	7.54 mpn	7.51 mpn	6.00 s.u.	NO
pH Maximum	8.58 mpn	8.72 mpn	9.00 s.u.	NO
CL2 Res Min	1.80 mg/l	1.80 mg/l	1.00 mg/l	NO
CL2 Res Max	3.97 mg/l	3.97 mg/l	4.00 mg/l	NO
Flow Average	0.429 mg/l	0.407 mg/l	0.990 mg/l	NO
Flow Maximum	0.584 mg/l	0.602 mg/l	N/A	N/A
Total Treated	12,617,000			
Effluent Quality Compliant with Discharge Permit ?			YES	

# WEST PARK MUNICIPAL UTILITY DISTRICT

## MONTHLY OPERATIONS SUMMARY BILLING & COLLECTION REPORT January-26

DATE  
2/18/2026

	<u>Apartments</u>	<u>All Others</u>	<u>Total</u>
<b>Balance Forward</b>			
As of 12/30/25	\$ 100,159.80	\$ 15,017.46	\$ 112,557.67
<b>Collection Period:</b>		<b>12/30/25 TO 1/27/26</b>	
Deposit	\$ -	\$ 1,820.00	\$ 1,820.00
Water	\$ 19,740.00	\$ 10,579.42	\$ 30,319.42
Sewer	\$ 19,740.00	\$ 2,510.50	\$ 22,250.50
New Acct/App/Transfer Fee	\$ -	\$ -	\$ 45.00
Misc	\$ -	\$ -	\$ -
Penalty	\$ -	\$ 45.46	\$ 45.46
Tap Fees	\$ -	\$ -	\$ -
TCEQ	\$ 197.40	\$ 29.16	\$ 226.56
Grease Trap	\$ -	\$ 1,127.72	\$ 1,127.72
RWA Fee	\$ 26,239.85	\$ 22,612.91	\$ 48,852.76
Undistributed Overpayments	\$ -	\$ 700.26	\$ 700.26
<b>TOTAL</b>	<b>\$ 65,917.25</b>	<b>\$ 39,470.43</b>	<b>\$ 105,387.68</b>

<b>Current Adjustments:</b>			
<b>TOTAL</b>	<b>\$ -</b>	<b>\$ 442,695.65</b>	<b>\$ 442,695.65</b>

	<b>January '26</b>		
	<b>12/17/25</b>	<b>TO</b>	<b>1/17/26</b>
<b>Current Billing for</b>			
Deposit	\$ -	\$ -	\$ -
Water	\$ 29,370.00	\$ 8,665.95	\$ 38,035.95
Sewer	\$ 26,360.00	\$ 6,176.50	\$ 32,536.50
Connect	\$ -	\$ -	\$ -
Penalty	\$ -	\$ -	\$ -
TCEQ	\$ 263.60	\$ 89.16	\$ 352.76
Grease Trap	\$ -	\$ 1,300.00	\$ 1,300.00
RWA	\$ -	#VALUE!	\$ 60,960.35
<b>TOTAL</b>	<b>\$ 55,993.60</b>	<b>\$ 77,191.96</b>	<b>\$ 133,185.56</b>
<b>TOTAL RECEIVABLE</b>	<b>\$ 90,236.15</b>	<b>\$ 492,815.05</b>	<b>\$ 583,051.20</b>

Collection Report Through  
NOTES: Deposits on file for the district

01/27/26  
\$400,484.80

Consumption: 15,658,000  
Paperless: 32



## **West Park Municipal Utility District**

Board of Directors Meeting

February 18, 2026

---

### **Wastewater Treatment**

12/3/25 – Sewer Plant Onsite Lift Station – Furnished operator to assist subcontractor with top cleaning the onsite lift station wet well. Removed and disposed of (2,000) gallons of debris and grease.

12/18/25 – Sewer Plant Onsite Lift Station – Furnished operator to assist subcontractor with bottom cleaning of the onsite lift station wet well. Removed and disposed of (1,000) gallons of debris.

12/30/25 – Sewer Plant - Furnished subcontractor to clean out the bleach tank. Transferred bleach to temporary tank. Replaced tank strainer and filled bleach tank. Primed system. Tested and notified operator.

12/31/25 – Sewer Plant Onsite Lift Station – Furnished operator to assist subcontractor with top cleaning of the onsite lift station wet well. Removed and disposed of (1,000) gallons of debris and grease.

### **Sanitary Sewer System**

Normal Operations

### **Water Plant No. 1 & No. 2**

1/5/26 – Water Plant #2 – Furnished subcontractor to perform annual electrical survey. Inspected and cleaned contacts., breakers, and checked temperatures. Mag test. Checked voltage, checked amperage to motors. Inspected wiring in motor j-boxes, and made sure all connections were tightened. Checked lighting, photocells, conduits, receptacles and enclosures. Tested all equipment and terminations.

1/7/26 – Water Plant #1 – Furnished subcontractor to perform annual electrical survey. Inspected and cleaned contacts., breakers, and checked temperatures. Mag test. Checked voltage, checked amperage to motors. Inspected wiring in motor j-boxes, and made sure all connections were tightened. Checked lighting, photocells, conduits, receptacles and enclosures. Tested all equipment and terminations.

## **Water Distribution System**

1/29/26 – Park Row – Bid Job – Installed (1) 2” irrigation and (1) 8” domestic/fire for Park Row Blvd at Greenhouse Rd. Received and deposited \$193,105.86 into the district account.



**281-477-7867**

February 17, 2026

To: Jeremy Kay – H2O Innovations


From: David Neil – Neil Technical Services, LLC. TECL #17123

Re: Westpark Doors Wastewater Plant

NTS is pleased to provide the following:

BUILDING #1 REPLACE 20X16 DAMAGED ROLL  
UP DOOR// INSTALL HEAVY DUTY ROLLING STEEL DOOR  
FURNISH AND INSTALL SUPER HEAVY DUTY  
WINDLOAD ROLLING STEEL DOOR WITH CHAIN HOIST SYSTEM  
- NEW TRACK SYSTEM  
- NEW CHAIN HOPIST SYSTEM  
- NEW AXLE  
- NEW CURTIN  
- NEW HARDWARE **\$14,350.00**

Thank you





February 18, 2026

Board of Directors  
West Park Municipal Utility District  
c/o Marks Richardson PC  
3700 Buffalo Speedway, Suite 830  
Houston, Texas 77098

Reference: District Engineer's Status Report  
IDS Project No. 0683-001-ESR

Members of the Board:

The status of various projects in the District is as follows:

8.a)i. Replacement of Ground Storage Tank No. 2 at Water Plant No. 2

We are currently working to prepare plans and specifications for this project. Funding for the project is included with Bond Issue No. 9 at an estimated cost of \$1,200,000 for construction and \$188,000 for engineering. The proposal from the materials testing laboratory, Ninyo and Moore, was approved last month. We have the proposal ready for signature.

8.a)ii Sidewalk Projects

Harris County Precinct 4 agreed to participate in a joint funding opportunity for the construction of a sidewalk along Park Row from Greenhouse Road to Fry Road. The Precinct will contribute up to \$275,100 toward eligible project costs.

8.b)i. Fencing Replacement at Water Plant No. 1 and Wastewater Treatment Plant

Construction is nearing completion, and the contractor has completed the fencing. The gates should be installed this week, and they will touch up the grading around the site.

8.b)ii. Weekley Homes and Clearwater Utilities – Storm Water Facilities

The project is complete. The contractor is working to address punch list items.

8.b)iii. WSD to serve Weekley Homes (CND-Park Row, LLC/Etchstone Construction)

Utility construction is complete, and paving operations are underway. The District will be responsible for the storm sewer portion of the development, but the water and sewer are being constructed as private utilities to serve the 105-lot townhome development.

8.c)i) Easement and Facility Conveyances - Foxlake Apartments, Phase II

As part of the Foxlake Phase II multifamily project, the developer is requesting a 0.0023-acre water line easement, and 0.0086-acre water meter easement to serve the development. Last month, the Board approved these easements.

8.d) Utility Commitments

We are awaiting further documentation to prepare a Utility Commitment for a project at 2100 Greenhouse, which is a car wash, Amigo's food store, and small strip center that has started construction.

The potential buyer (Pelican) of the Giammalva property west of the District's wastewater plant, is seeking a utility commitment to serve their property. We received the information and are awaiting on the Form 1295 prior to approving a commitment.

8.e) Harris County Utility Relocation Requests

Precinct 4 is working on a project within West Park MUD:  
Greenhouse at I-10 (UPIN 22103N307530001)– The project involves an additional right turn lane on Greenhouse, southbound. It would require additional right-of-way from the properties west of Greenhouse. – No updates

8.f) Development in the District

Nothing to report at this time.

8.g) WHCRWA Surface Water Conversion

We are planning to convert the District's water disinfection system from chlorine to chloramine at the end of 2026, or early 2027. In the meantime, we will coordinate with the adjacent MUDs to provide advance notice. The timing of this conversion will depend on the surface water line from WHCRWA, which is anticipated to be complete in the second quarter of 2027.

9. West Lake Municipal Utility District No. 1 Emergency Water Supply Agreement

We prepared new exhibits for the updated Water Supply Agreement.

Other District items:

Asset Management Plan – Next action Date: October 2026

TPDES Discharge Permit - Next action date: November 2026

SWQ Permits:

Basins A&B – Next action date: March 2026

Basins C&D – Next action date: June 2026

Preserve – Next action date: June 2026

Tank Inspections:

WP 1 – External inspection will be held August 2026. Internal Inspection will be held in 2027.

We will be happy to answer any questions the Board may have.

Sincerely,



John R. Herzog, P.E.  
Director

\\idseg.com\F\$\Projects\0600\068300100 West Park MUD Gen Consult\ESR\2026\2026-02-18 WPMUD Eng Rpt.docx



MUNICIPAL ACCOUNTS  
& CONSULTING, L.P.

**Bookkeeper's Report | February 18, 2026**

## **West Park Municipal Utility District**



**WEBSITE**

[www.municipalaccounts.com](http://www.municipalaccounts.com)



**ADDRESS**

1281 Brittmoore Road  
Houston, Texas 77043



**CONTACT**

Phone: 713.623.4539  
Fax: 713.629.6859

THIS PAGE INTENTIONALLY LEFT BLANK

# West Park Municipal Utility District


BOOKKEEPER'S REPORT | 02/18/2026



## Spotlight On Connection Counts In Your District

There are two methods of calculating connections in a Special Purpose District, Equivalent Single Family Connections (ESFC) & Active Connections. ESFC's are the number of connections in the District, adjusted upward for larger meters that provide service for irrigation, commercial and multi-family users. Your engineer uses this number for planning and designing the overall capacity of the District facilities and to determine the maximum number of connections the District can provide. Your active connections are the actual number of connections being used in your District. Tracking these over time enables your Consultants to keep an eye on the growth trend of the District in order to begin plant expansions in a timely manner to be ready for growth.

Meter Size	Active Connections	ESFC Factor	Active ESFC
< 3/4"	2	x1.0	2
1"	20	x2.5	50
1 1/2"	14	x5.0	70
2"	55	x8.0	440
3"	4	x15.0	60
4"	2	x25.0	50
6"	12	x50.0	600
8"	12	x80.0	960
10"	1	x115.0	115
<b>Total Water</b>	<b>122</b>		<b>2,347</b>

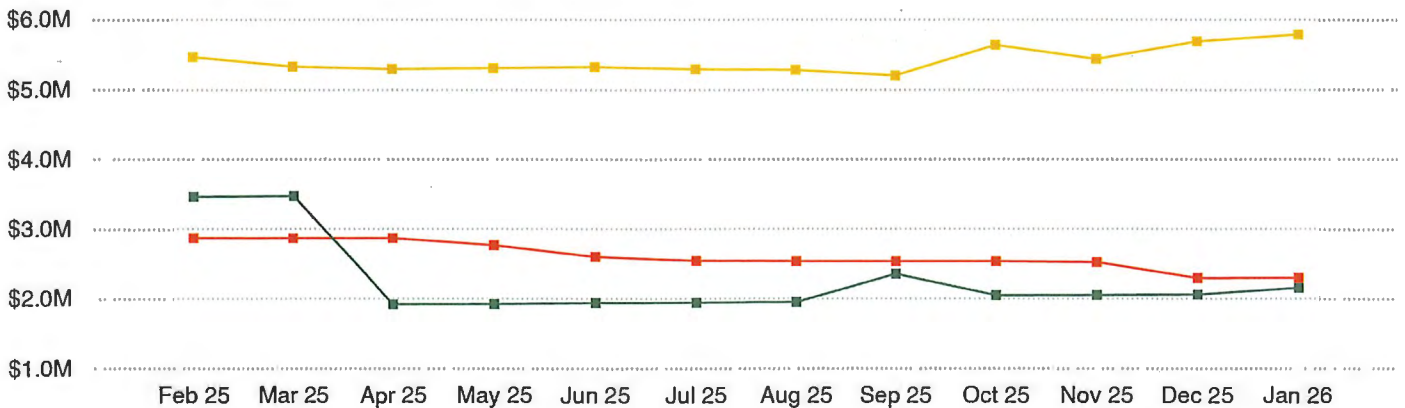


### Account Balance | As of 02/18/2026

■ General Operating	■ Capital Projects	■ Debt Service
\$5,599,301	\$2,283,144	\$2,155,999

**Total For All Accounts: \$10,038,443**

### Account Balance By Month | February 2025 - January 2026



# Monthly Financial Summary - General Operating Fund

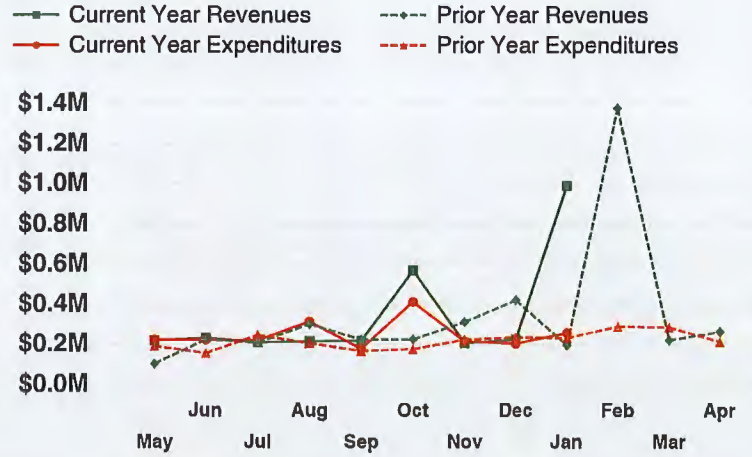
West Park MUD - GOF



## Account Balance Summary

Balance as of 01/30/2026	<b>\$5,324,797</b>
Receipts	723,187
Disbursements	(448,683)
Balance as of 02/18/2026	<b>\$5,599,301</b>

## Overall Revenues & Expenditures By Month (Year to Date)



## January 2026

### Revenues

Actual	Budget	Over/(Under)
\$991,314	\$563,359	\$427,955

### Expenditures

Actual	Budget	Over/(Under)
\$257,726	\$238,709	\$19,017

## May 2025 - January 2026 (Year to Date)

### Revenues

Actual	Budget	Over/(Under)
\$3,089,839	\$2,391,220	\$698,620

### Expenditures

Actual	Budget	Over/(Under)
\$2,249,606	\$1,972,684	\$276,922

## Operating Fund Reserve Coverage Ratio (In Months)



# Cash Flow Report - Checking Account

West Park MUD - GOF



Number	Name	Memo	Amount	Balance
<b>Balance as of 01/30/2026</b>				<b>\$59,197.83</b>
<b>Receipts</b>				
	Transfer From Central Bank Operator Account		89,488.41	
	Interest Earned on Checking		113.87	
	City of Houston Sales Tax Rebate		61,676.72	
	Transfer From Money Market		100,000.00	
<b>Total Receipts</b>				<b>\$251,279.00</b>
<b>Disbursements</b>				
7116	Park Rangers, LLC	VOID: Park Consultation & Maintenance	0.00	
7122	West Harris County Regional Water Auth	Pumpage Fees	(63,987.15)	
7144	Marks Richardson PC	VOID: Legal Fees	0.00	
7147	EQY Invest Texas-P1/5Guy/Sears	Customer Refund	(200.00)	
7148	EQY Invest Texas LP (IRR)	Customer Refund	(20.00)	
7149	EQY Invest Texas, LP	Customer Refund	(750.00)	
7150	EQY Invest Texas, LP (7 Stores)	Customer Refund	(200.00)	
7151	EQY Invest Texas, LP (Chip Jimmy Johns)	Customer Refund	(200.00)	
7152	EQY Invest Texas, LP (Smoothie)	Customer Refund	(200.00)	
7153	Amrit Singh	Security Expense	(4,000.00)	
7154	David Alaniz	Security Expense	(1,000.00)	
7155	Devin Win	Security Expense	(1,500.00)	
7156	Luis Saucedo Lopez	Security Expense	(800.00)	
7157	Marcus Suarez	Security Expense	(1,600.00)	
7158	Mitchell Hutter	Security Expense	(560.00)	
7159	Shane Wyrick	Security Expense	(2,500.00)	
7160	Simon Ramirez	Security Expense	(560.00)	
7161	Assessments of the Southwest, Inc.	SB2 & HB 1154 Compliance Updates	(375.00)	
7162	IDS Engineering Group, Inc	Engineering Fees	(6,003.39)	
7163	Lloyd Gosselink Rochelle & Townsend, P.C.	Legal Fees - Enforcement Action	(1,539.00)	
7164	Municipal Accounts & Consulting, LP	Bookkeeping Fees	(4,379.55)	
7165	SentriForce	Security Cameras	(2,345.00)	
7166	Storm Water Solutions, LLC	Mowing Expense	(1,995.00)	
7167	Touchstone District Services, LLC	Website Maintenance	(277.50)	
7168	Park Rangers, LLC	Replaces Check 7116	(8,459.73)	
7169	Park Rangers, LLC	Park Consultation & Maintenance	(11,304.73)	
7170	H2O Innovation	Maintenance & Operations	(137,488.79)	
7171	Marks Richardson PC	Legal Fees	0.00	
7172	Reliant	Utility Expense	0.00	
7173	West Harris County Regional Water Auth	Pumpage Fees	0.00	
Bank Fees	Central Bank	Service Charge	(50.00)	
HRP	Michael F. Dignam.	Fees of Office 1/29/2026	(204.10)	
HRP	Howard Brock Hudson.	Fees of Office 1/29/2026	(204.10)	
HRP	William Bryant Patrick.	Fees of Office 1/29/2026	(204.10)	

# Cash Flow Report - Checking Account

West Park MUD - GOF



Number	Name	Memo	Amount	Balance
<b>Disbursements</b>				
HRP	Daniel Wolterman.	Fees of Office 1/29/2026	(204.10)	
HRP Fee	HRP Payroll	HRP Payroll Processing Fee	(50.00)	
HRP Tax	HRP Payroll	HRP Payroll Taxes	(135.20)	
Wire	Texas Class	Transfer To Money Market	(5,000.00)	
<b>Total Disbursements</b>				<b>(\$258,296.44)</b>
<b>Balance as of 02/18/2026</b>				<b>\$52,180.39</b>

# Cash Flow Report - Operator Account

West Park MUD - GOF



Number	Name	Memo	Amount	Balance
<b>Balance as of 01/30/2026</b>				<b>\$20,049.63</b>
<b>Receipts</b>				
	Accounts Receivable		103,738.05	
	Accounts Receivable		3,438.82	
<b>Total Receipts</b>				<b>\$107,176.87</b>
<b>Disbursements</b>				
Bank Fees	Central Bank	Service Charge	(30.00)	
Rtn Items	Central Bank	Returned Items (1)	(868.22)	
Sweep	Central Bank	Transfer To Central Bank Checking	(89,488.41)	
<b>Total Disbursements</b>				<b>(\$90,386.63)</b>
<b>Balance as of 02/18/2026</b>				<b>\$36,839.87</b>

# Actual vs. Budget Comparison

West Park MUD - GOF



	January 2026			May 2025 - January 2026			Annual Budget
	Actual	Budget	Over/ (Under)	Actual	Budget	Over/ (Under)	
<b>Revenues</b>							
<b>Water Revenue</b>							
14101 Water- Customer Service Revenue	77,372	35,423	41,949	391,693	346,740	44,953	454,300
14102 WHCRWA - Pumpage Fee	60,557	52,314	8,243	523,091	562,728	(39,637)	726,900
14104 Pumpage Credits	11,288	11,288	0	101,592	101,592	0	135,456
14106 TCEQ - Water	176	175	1	1,552	1,575	(23)	2,100
<b>Total Water Revenue</b>	<b>149,393</b>	<b>99,200</b>	<b>50,193</b>	<b>1,017,928</b>	<b>1,012,635</b>	<b>5,293</b>	<b>1,318,756</b>
<b>Wastewater Revenue</b>							
14201 Wastewater-Customer Service Rev	71,886	29,133	42,753	309,094	262,200	46,894	349,600
14203 Grease Trap Inspection Fees	1,300	1,000	300	11,050	9,000	2,050	12,000
14206 TCEQ - Wastewater	176	175	1	1,552	1,575	(23)	2,100
<b>Total Wastewater Revenue</b>	<b>73,362</b>	<b>30,308</b>	<b>43,054</b>	<b>321,696</b>	<b>272,775</b>	<b>48,921</b>	<b>363,700</b>
<b>Property Tax Revenue</b>							
14301 Maintenance Tax Collections	346,168	350,000	(3,832)	347,255	355,000	(7,745)	1,235,300
<b>Total Property Tax Revenue</b>	<b>346,168</b>	<b>350,000</b>	<b>(3,832)</b>	<b>347,255</b>	<b>355,000</b>	<b>(7,745)</b>	<b>1,235,300</b>
<b>Sales Tax Revenue</b>							
14401 City Tax Rebate	57,776	56,871	905	509,758	507,997	1,761	695,000
<b>Total Sales Tax Revenue</b>	<b>57,776</b>	<b>56,871</b>	<b>905</b>	<b>509,758</b>	<b>507,997</b>	<b>1,761</b>	<b>695,000</b>
<b>Tap Connection Revenue</b>							
14501 Tap Connections	348,445	8,333	340,111	699,667	75,000	624,667	100,000
<b>Total Tap Connection Revenue</b>	<b>348,445</b>	<b>8,333</b>	<b>340,111</b>	<b>699,667</b>	<b>75,000</b>	<b>624,667</b>	<b>100,000</b>
<b>Administrative Revenue</b>							
14702 Penalties & Interest	2,177	1,417	761	6,384	12,750	(6,366)	17,000
<b>Total Administrative Revenue</b>	<b>2,177</b>	<b>1,417</b>	<b>761</b>	<b>6,384</b>	<b>12,750</b>	<b>(6,366)</b>	<b>17,000</b>
<b>Interest Revenue</b>							
14801 Interest Earned on Checking	114	4	110	573	37	535	50
14802 Interest Earned on Temp. Invest	13,563	17,108	(3,545)	177,751	153,975	23,776	205,300
<b>Total Interest Revenue</b>	<b>13,677</b>	<b>17,113</b>	<b>(3,436)</b>	<b>178,323</b>	<b>154,013</b>	<b>24,311</b>	<b>205,350</b>
<b>Other Revenue</b>							
15801 Miscellaneous Income	315	117	198	8,827	1,050	7,777	1,400
<b>Total Other Revenue</b>	<b>315</b>	<b>117</b>	<b>198</b>	<b>8,827</b>	<b>1,050</b>	<b>7,777</b>	<b>1,400</b>
<b>Total Revenues</b>	<b>991,314</b>	<b>563,359</b>	<b>427,955</b>	<b>3,089,839</b>	<b>2,391,220</b>	<b>698,620</b>	<b>3,936,506</b>
<b>Expenditures</b>							
<b>Water Service</b>							
16102 Operations - Water	1,250	1,250	0	11,250	11,250	0	15,000

# Actual vs. Budget Comparison

West Park MUD - GOF



	January 2026			May 2025 - January 2026			Annual Budget
	Actual	Budget	Over/ (Under)	Actual	Budget	Over/ (Under)	
<b>Expenditures</b>							
<b>Water Service</b>							
16105 Maintenance & Repairs - Water	23,117	14,208	8,909	161,085	127,875	33,210	170,500
16107 Chemicals - Water	3,374	2,617	757	48,914	23,550	25,364	31,400
16108 Lab Fees - Water	1,324	1,033	290	10,542	9,300	1,242	12,400
16109 Mowing - Water	2,578	2,792	(214)	24,908	25,125	(217)	33,500
16110 Utilities - Water	0	8,167	(8,167)	63,100	73,500	(10,400)	98,000
16112 Disconnection Expense	100	0	100	434	0	434	0
16114 Telephone Expense - Water	75	83	(8)	672	750	(78)	1,000
16116 Permit Expense - Water	0	0	0	11,709	2,500	9,209	2,500
16117 TCEQ Regulatory Expense - Water	0	0	0	1,324	0	1,324	0
16118 WHCRWA Pumpage Fee	75,275	85,187	(9,912)	715,294	571,179	144,115	862,356
16119 Service Account Collection	0	17	(17)	0	150	(150)	200
16124 Mowing - I-10 Frontage Road	885	883	2	7,964	7,950	13	10,600
16125 Water Conservation Sponsorship	0	0	0	0	9,000	(9,000)	9,000
<b>Total Water Service</b>	<b>107,978</b>	<b>116,237</b>	<b>(8,259)</b>	<b>1,057,195</b>	<b>862,129</b>	<b>195,066</b>	<b>1,246,456</b>
<b>Wastewater Service</b>							
16202 Operations - Wastewater	1,250	1,250	0	11,250	11,250	0	15,000
16203 Grease Trap Inspections	1,350	1,250	100	10,600	11,250	(650)	15,000
16205 Maint & Repairs - Wastewater	15,372	28,750	(13,378)	170,821	258,750	(87,929)	345,000
16207 Chemicals - Wastewater	6,640	9,233	(2,594)	84,613	83,100	1,513	110,800
16208 Lab Fees - Wastewater	4,635	2,833	1,801	36,819	25,500	11,319	34,000
16209 Mowing - Wastewater	703	700	3	6,324	6,300	24	8,400
16210 Utilities - Wastewater	0	2,633	(2,633)	29,682	23,700	5,982	31,600
16212 Sludge Removal	0	11,150	(11,150)	104,787	100,350	4,437	133,800
16214 Telephone Expense - Wastewater	38	42	(4)	298	375	(77)	500
16216 Permit Expense - Wastewater	0	0	0	0	5,100	(5,100)	5,100
16217 TCEQ Regulatory Exp-Wastewater	0	0	0	1,324	0	1,324	0
<b>Total Wastewater Service</b>	<b>29,987</b>	<b>57,842</b>	<b>(27,855)</b>	<b>456,518</b>	<b>525,675</b>	<b>(69,157)</b>	<b>699,200</b>
<b>Garbage Service</b>							
16301 Garbage Expense	2,913	2,375	538	21,702	21,375	327	28,500
<b>Total Garbage Service</b>	<b>2,913</b>	<b>2,375</b>	<b>538</b>	<b>21,702</b>	<b>21,375</b>	<b>327</b>	<b>28,500</b>
<b>Storm Water Quality</b>							
16404 Mowing - Basins A-D	1,520	2,252	(732)	17,440	20,265	(2,825)	27,020
<b>Total Storm Water Quality</b>	<b>1,520</b>	<b>2,252</b>	<b>(732)</b>	<b>17,440</b>	<b>20,265</b>	<b>(2,825)</b>	<b>27,020</b>
<b>Tap Connection</b>							
16501 Tap Connection Expense	64,189	3,333	60,855	181,616	30,000	151,616	40,000
<b>Total Tap Connection</b>	<b>64,189</b>	<b>3,333</b>	<b>60,855</b>	<b>181,616</b>	<b>30,000</b>	<b>151,616</b>	<b>40,000</b>

# Actual vs. Budget Comparison

West Park MUD - GOF



	January 2026			May 2025 - January 2026			Annual Budget
	Actual	Budget	Over/ (Under)	Actual	Budget	Over/ (Under)	
<b>Expenditures</b>							
<b>Parks &amp; Recreation Service</b>							
16601 Parks Maintenance	11,305	10,542	763	86,512	94,875	(8,363)	126,500
16603 Mowing - Park Site	225	225	0	14,166	2,025	12,141	2,700
16608 Utilities - Park	0	42	(42)	286	375	(89)	500
<b>Total Parks &amp; Recreation Service</b>	<b>11,530</b>	<b>10,808</b>	<b>721</b>	<b>100,964</b>	<b>97,275</b>	<b>3,689</b>	<b>129,700</b>
<b>Administrative Service</b>							
16701 Administrative Fees	105	492	(387)	5,485	4,425	1,060	5,900
16703 Legal Fees	0	6,000	(6,000)	50,773	54,000	(3,227)	72,000
16704 Legal Fees - Enforcement Matter	0	692	(692)	3,945	6,225	(2,280)	8,300
16705 Auditing Fees	0	0	0	27,300	25,800	1,500	25,800
16706 Engineering Fees	6,003	6,667	(663)	65,245	60,000	5,245	80,000
16710 Website Hosting	278	600	(323)	4,031	5,400	(1,369)	7,200
16712 Bookkeeping Fees	3,933	4,508	(575)	47,819	50,876	(3,057)	64,400
16713 Legal Notices & Other Publ.	0	83	(83)	0	750	(750)	1,000
16714 Printing & Office Supplies	497	567	(70)	4,625	5,100	(475)	6,800
16715 Filing Fees	0	25	(25)	241	225	16	300
16716 Delivery Expense	72	42	30	331	375	(44)	500
16717 Postage	176	208	(32)	1,782	1,875	(93)	2,500
16718 Insurance & Surety Bond	0	0	0	0	0	0	63,000
16719 AWBD Expense	0	250	(250)	750	2,250	(1,500)	3,000
16721 Meeting Expense	0	375	(375)	2,672	3,375	(703)	4,500
16723 Travel Expense	21	50	(29)	144	450	(306)	600
16725 B&A Sales Tax Audit	0	0	0	4,000	6,000	(2,000)	8,000
16728 Record Storage Fees	152	183	(31)	2,169	1,650	519	2,200
16729 Senate Bill 2 Compliance	375	375	0	3,375	3,375	0	4,500
16731 Arbitrage Expense	0	0	0	0	0	0	6,500
16732 Security Patrol	17,200	13,667	3,533	122,920	123,000	(80)	164,000
<b>Total Administrative Service</b>	<b>28,812</b>	<b>34,783</b>	<b>(5,971)</b>	<b>347,607</b>	<b>355,151</b>	<b>(7,544)</b>	<b>531,000</b>
<b>Security Service</b>							
16801 Security Expense	2,345	2,345	0	21,105	21,105	0	28,140
<b>Total Security Service</b>	<b>2,345</b>	<b>2,345</b>	<b>0</b>	<b>21,105</b>	<b>21,105</b>	<b>0</b>	<b>28,140</b>
<b>Payroll Expense</b>							
17101 Director Fees	884	1,105	(221)	7,735	9,945	(2,210)	13,260
17102 Payroll Tax Expense	68	83	(16)	592	750	(159)	1,000
17103 Payroll Administration	50	50	0	450	450	0	600
<b>Total Payroll Expense</b>	<b>1,002</b>	<b>1,238</b>	<b>(237)</b>	<b>8,777</b>	<b>11,145</b>	<b>(2,369)</b>	<b>14,860</b>
<b>Other Expense</b>							
17802 Miscellaneous Expense	80	125	(45)	9,243	1,125	8,118	1,500

# Actual vs. Budget Comparison

West Park MUD - GOF



	January 2026			May 2025 - January 2026			Annual Budget
	Actual	Budget	Over/ (Under)	Actual	Budget	Over/ (Under)	
<b>Expenditures</b>							
<b>Total Other Expense</b>	80	125	(45)	9,243	1,125	8,118	1,500
<b>Total Expenditures</b>	<b>250,355</b>	<b>231,338</b>	<b>19,017</b>	<b>2,222,167</b>	<b>1,945,245</b>	<b>276,922</b>	<b>2,746,376</b>
<b>Total Revenues (Expenditures)</b>	<b>740,959</b>	<b>332,020</b>	<b>408,939</b>	<b>867,672</b>	<b>445,975</b>	<b>421,697</b>	<b>1,190,130</b>
<b>Other Expenditures</b>							
<b>Capital Outlay</b>							
17901 Capital Outlay	7,371	7,371	0	27,439	27,439	0	100,000
17909 CO - Sidewalks Saums & Grnhs	0	0	0	0	0	0	296,000
<b>Total Capital Outlay</b>	<b>7,371</b>	<b>7,371</b>	<b>0</b>	<b>27,439</b>	<b>27,439</b>	<b>0</b>	<b>396,000</b>
<b>Total Other Expenditures</b>	<b>7,371</b>	<b>7,371</b>	<b>0</b>	<b>27,439</b>	<b>27,439</b>	<b>0</b>	<b>396,000</b>
<b>Total Other Revenues (Expenditures)</b>	<b>(7,371)</b>	<b>(7,371)</b>	<b>0</b>	<b>(27,439)</b>	<b>(27,439)</b>	<b>0</b>	<b>(396,000)</b>
<b>Excess Revenues (Expenditures)</b>	<b>733,588</b>	<b>324,649</b>	<b>408,939</b>	<b>840,233</b>	<b>418,536</b>	<b>421,697</b>	<b>794,130</b>

# Balance Sheet as of 01/31/2026

West Park MUD - GOF



<b>Assets</b>	
Bank	
11101 Cash in Bank	\$142,749
11102 Operator	36,840
Total Bank	<u>\$179,588</u>
Investments	
11201 Time Deposits	\$5,610,281
Total Investments	<u>\$5,610,281</u>
Receivables	
11301 Accounts Receivable	\$579,612
11303 Maintenance Tax Receivable	30,115
11305 Accrued Interest	26,100
11306 Due from City of Houston	112,239
Total Receivables	<u>\$748,066</u>
Interfund Receivables	
11403 Due From Tax Account	(\$8,362)
Total Interfund Receivables	<u>(\$8,362)</u>
<b>Total Assets</b>	<b><u><u>\$6,529,573</u></u></b>
<b>Liabilities &amp; Equity</b>	
Liabilities	
Accounts Payable	
12101 Accounts Payable	\$249,140
Total Accounts Payable	<u>\$249,140</u>
Deferrals	
12504 Deferred Inflows	\$30,115
Total Deferrals	<u>\$30,115</u>
Deposits	
12601 Customer Meter Deposits	\$400,485
12602 Deposits - Other	6,086
12607 Pelican - Feasibility Study	7,715
12608 Weekley - Feasibility Study	7,715
12609 WWTP Access Easement - Deposit	5,970
Total Deposits	<u>\$427,970</u>
<b>Total Liabilities</b>	<b><u>\$707,224</u></b>
Equity	
Unassigned Fund Balance	
13101 Unassigned Fund Balance	\$4,982,116
Total Unassigned Fund Balance	<u>\$4,982,116</u>
Net Income	<u>\$840,233</u>
<b>Total Equity</b>	<b><u>\$5,822,348</u></b>

# Balance Sheet as of 01/31/2026

West Park MUD - GOF



Liabilities & Equity

Total Liabilities & Equity

---

---

\$6,529,573

# Monthly Financial Summary - Capital Projects Fund

West Park MUD - CPF

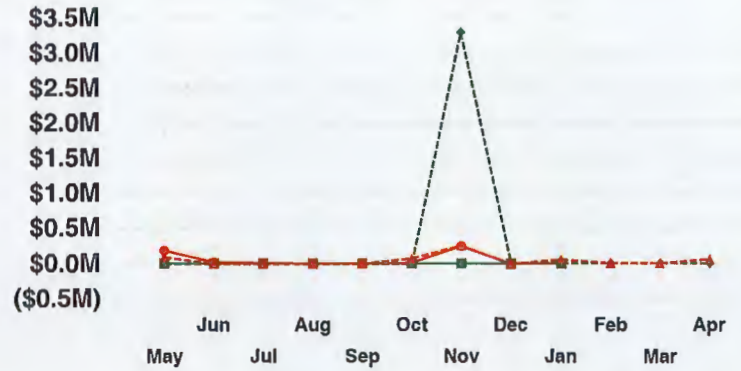


## Account Balance Summary

Balance as of 01/30/2026	<b>\$2,290,503</b>
Receipts	22,409
Disbursements	(29,769)
Balance as of 02/18/2026	<b>\$2,283,144</b>

## Overall Revenues & Expenditures By Month (Year to Date)

—■ Current Year Revenues      - - - Prior Year Revenues  
—■ Current Year Expenditures      - - - Prior Year Expenditures



## Account Balance By Month | February 2025 - January 2026

—● CAPITAL PROJECTS FUND



# Cash Flow Report - Checking Account

West Park MUD - CPF



Number	Name	Memo	Amount	Balance
<b>Balance as of 01/30/2026</b>				<b>\$500.00</b>
<b>Receipts</b>				
	Transfer From Money Market		14,884.37	
<b>Total Receipts</b>				<b>\$14,884.37</b>
<b>Disbursements</b>				
2040	IDS Engineering Group	Engineering Fees	(14,854.37)	
Bank Fees	Central Bank	Service Charge	(30.00)	
<b>Total Disbursements</b>				<b>(\$14,884.37)</b>
<b>Balance as of 02/18/2026</b>				<b>\$500.00</b>

# District Debt Summary as of 02/18/2026

West Park MUD - DSF



		WATER, SEWER, DRAINAGE	PARK/ROAD/OTHER	REFUNDING
<b>Total \$ Authorized</b>		<b>Authorized</b>	<b>Authorized</b>	<b>Authorized</b>
\$93.47M		\$83.57M	\$9.90M	\$25.45M
<b>Total \$ Issued</b>		<b>Issued</b>	<b>Issued</b>	<b>Issued</b>
\$41.35M		\$41.35M	N/A	\$6.79M
<b>Yrs to Mat</b>	<b>Rating</b>	<b>\$ Available To Issue</b>	<b>\$ Available To Issue</b>	<b>\$ Available To Issue</b>
18	AA	\$42.22M	\$9.90M	\$18.66M

\*Actual 'Outstanding' Refunding Bonds issued below may differ from the 'Issued' total above pursuant to Chapter 1207, Texas Government Code.

## Outstanding Debt Breakdown

Series Issued	Original Bonds Issued	Maturity Date	Principal Outstanding
2024 - WS&D	\$3,300,000	2044	\$3,300,000
2022 - Refunding	\$4,015,000	2031	\$2,820,000
2016A - Refunding	\$8,615,000	2037	\$7,095,000
2016 - WS&D	\$14,280,000	2039	\$9,165,000
<b>Total</b>	<b>\$30,210,000</b>		<b>\$22,380,000</b>

# District Debt Schedule

West Park MUD - DSF



Paying Agent	Series	Principal	Interest	Total
Bank of New York	2024 - WS&D	\$50,000.00	\$67,250.00	\$117,250.00
Bank of New York	2022 - Refunding	\$435,000.00	\$39,375.00	\$474,375.00
Bank of New York	2016A - Refunding	\$230,000.00	\$100,756.25	\$330,756.25
Bank of New York	2016 - WS&D	\$610,000.00	\$120,887.50	\$730,887.50
<b>Total Due 05/01/2026</b>		<b>\$1,325,000.00</b>	<b>\$328,268.75</b>	<b>\$1,653,268.75</b>

Paying Agent	Series	Principal	Interest	Total
Bank of New York	2024 - WS&D	\$0.00	\$66,000.00	\$66,000.00
Bank of New York	2022 - Refunding	\$0.00	\$30,675.00	\$30,675.00
Bank of New York	2016A - Refunding	\$0.00	\$98,456.25	\$98,456.25
Bank of New York	2016 - WS&D	\$0.00	\$114,787.50	\$114,787.50
<b>Total Due 11/01/2026</b>		<b>\$0.00</b>	<b>\$309,918.75</b>	<b>\$309,918.75</b>

# Investment Profile as of 02/18/2026

West Park MUD

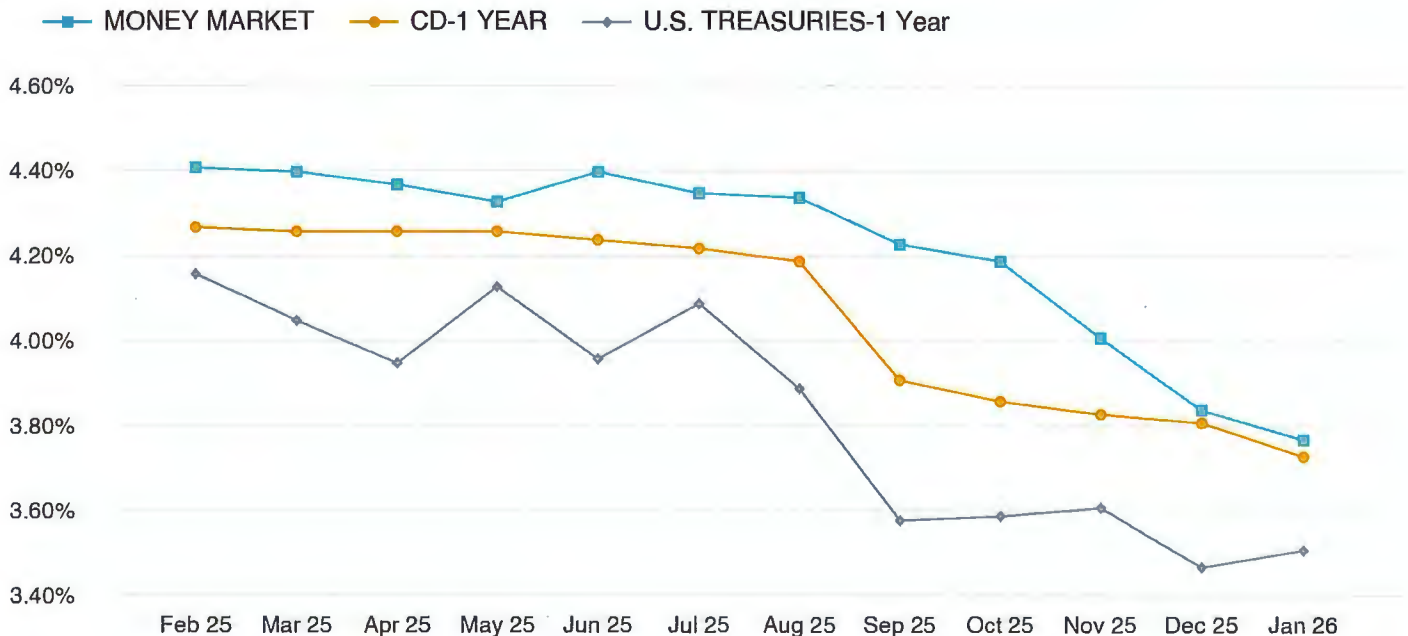


General Operating Fund	Capital Projects Fund	Debt Service Fund	Other Funds
<b>Funds Available to Invest</b> \$5,599,301	<b>Funds Available to Invest</b> \$2,283,144	<b>Funds Available to Invest</b> \$2,155,999	<b>Funds Available to Invest</b> N/A
<b>Funds Invested</b> \$5,510,281	<b>Funds Invested</b> \$2,282,644	<b>Funds Invested</b> \$2,155,999	<b>Funds Invested</b> N/A
<b>Percent Invested</b> 98%	<b>Percent Invested</b> 99%	<b>Percent Invested</b> 100%	<b>Percent Invested</b> N/A

Term	Money Market	Term	Certificate of Deposit	Term	U.S. Treasuries
On Demand	3.73%	180 Days	4.07%	180 Days	3.60%
		270 Days	3.80%	270 Days	3.60%
		1 Yr	3.73%	1 Yr	3.41%
		13 Mo	1.80%	13 Mo	N/A
		18 Mo	2.30%	18 Mo	0.00%
		2 Yr	1.84%	2 Yr	3.48%

\*Rates are based on the most current quoted rates and are subject to change daily.

## Investment Rates Over Time (By Month) | February 2025 - January 2026



# Account Balance as of 02/18/2026

## West Park MUD - Investment Detail



### FUND: General Operating

Financial Institution (Acct Number)	Issue Date	Maturity Date	Interest Rate	Account Balance	Notes
<b>Certificates of Deposit</b>					
SOUTHSTATE BANK (XXXX4994)	11/07/2025	05/07/2026	4.00%	235,000.00	
FRONTIER BANK (XXXX2085)	06/26/2025	06/26/2026	4.25%	235,000.00	
WALLIS BANK (XXXX6089)	10/03/2025	10/03/2026	3.75%	235,000.00	
SOUTH STAR BANK (XXXX0367)	11/03/2025	11/03/2026	3.70%	235,000.00	
THIRD COAST BANK, SSB (XXXX8371)	12/11/2025	12/11/2026	3.75%	235,000.00	
<b>Money Market Funds</b>					
TEXAS CLASS (XXXX0001)	10/01/2008		3.80%	4,335,280.64	
<b>Checking Account(s)</b>					
CENTRAL BANK - CHECKING (XXXX6877)			0.00%	52,180.39	Checking Account
CENTRAL BANK - CHECKING (XXXX5248)			0.00%	36,839.87	Operator
<b>Totals for General Operating Fund</b>				<b>\$5,599,300.90</b>	

### FUND: Capital Projects

Financial Institution (Acct Number)	Issue Date	Maturity Date	Interest Rate	Account Balance	Notes
<b>Money Market Funds</b>					
TEXAS CLASS (XXXX0006)	10/22/2024		3.80%	2,282,643.95	Series 2024
<b>Checking Account(s)</b>					
CENTRAL BANK - CHECKING (XXXX5677)			0.00%	500.00	Checking Account
<b>Totals for Capital Projects Fund</b>				<b>\$2,283,143.95</b>	

### FUND: Debt Service

Financial Institution (Acct Number)	Issue Date	Maturity Date	Interest Rate	Account Balance	Notes
<b>Certificates of Deposit</b>					
SOUTHSTATE BANK-DEBT (XXXX9803)	10/18/2025	04/18/2026	4.00%	235,000.00	
THIRD COAST BANK-DEBT (XXXX2642)	10/13/2025	10/13/2026	3.70%	235,000.00	
SUSSER-DEBT (XXXX9293)	12/24/2025	12/24/2026	3.59%	235,000.00	
<b>Money Market Funds</b>					
TEXAS CLASS (XXXX0002)	10/01/2008		3.80%	1,450,998.51	
<b>Totals for Debt Service Fund</b>				<b>\$2,155,998.51</b>	
<b>Grand Total for West Park MUD :</b>				<b>\$10,038,443.36</b>	

# Capital Projects Fund Breakdown

West Park MUD

As of Date 2/18/2026

## Balances by Bond Series

Bond Proceeds - Series 2024	\$2,283,143.95
<b>Total Cash Balance</b>	<b><u><u>\$2,283,143.95</u></u></b>

---

## Remaining Costs/Surplus By Bond Series

Remaining Costs - Series 2024	\$2,087,633.68
<b>Total Amount in Remaining Costs</b>	<b><u><u>\$2,087,633.68</u></u></b>
Surplus & Interest - Series 2024	\$195,510.27
<b>Total Surplus &amp; Interest Balance</b>	<b><u><u>\$195,510.27</u></u></b>
<b>Total Remaining Costs/Surplus</b>	<b><u><u>\$2,283,143.95</u></u></b>

# Cost Comparison - \$3,300,000 - Series 2024

West Park MUD

	USE OF PROCEEDS	ACTUAL COSTS	REMAINING COSTS	VARIANCE (OVER)/UNDER
<b>CONSTRUCTION COSTS</b>				
District Items				
WWTP Generator Replacement	\$409,169.00	\$397,169.00	\$0.00	\$12,000.00
WP2 GST 2 (400,000 gal.) Replacement	1,200,000.00	0.00	1,200,000.00	0.00
Chloramine Conversion - WP 1	100,000.00	0.00	100,000.00	0.00
Chloramine Conversion - WP 2	100,000.00	0.00	100,000.00	0.00
Site Fencing / Security - WP1	150,000.00	110,097.00	39,903.00	0.00
Site Fencing / Security - WWTP	200,000.00	110,097.00	89,903.00	0.00
Erosion Consultant & Stormwater Permits	25,000.00	0.00	25,000.00	0.00
Contingencies (10%)	262,789.00	0.00	262,789.00	0.00
Engineering, Surveying, and Materials Testing	490,000.00	219,961.32	270,038.68	0.00
<b>Subtotal District Items</b>	<b>\$2,936,958.00</b>	<b>\$837,324.32</b>	<b>\$2,087,633.68</b>	<b>\$12,000.00</b>
<b>TOTAL CONSTRUCTION COSTS</b>	<b>\$2,936,958.00</b>	<b>\$837,324.32</b>	<b>\$2,087,633.68</b>	<b>\$12,000.00</b>
<b>NON-CONSTRUCTION COSTS</b>				
Legal Fees	\$92,500.00	\$92,500.00	\$0.00	\$0.00
Fiscal Agent Fees	64,500.00	64,500.00	0.00	0.00
Bond Discount	99,000.00	55,235.29	0.00	43,764.71
Admin, Organization & Bond Issuance	45,492.00	43,598.74	0.00	1,893.26
TCEQ Bond Issuance Fee	8,250.00	8,250.00	0.00	0.00
Attorney General Fee	3,300.00	3,300.00	0.00	0.00
Bond Application Report Cost	50,000.00	50,000.00	0.00	0.00
<b>TOTAL NON-CONSTRUCTION COSTS</b>	<b>\$363,042.00</b>	<b>\$317,384.03</b>	<b>\$0.00</b>	<b>\$45,657.97</b>
<b>TOTAL BOND ISSUE REQUIREMENT</b>	<b>\$3,300,000.00</b>	<b>\$1,154,708.35</b>	<b>\$2,087,633.68</b>	<b>\$57,657.97</b>
			Interest Earned	\$137,852.30
			Total Surplus & Interest	\$195,510.27
			Total Remaining Funds	<b>\$2,283,143.95</b>

# Cash Flow Forecast

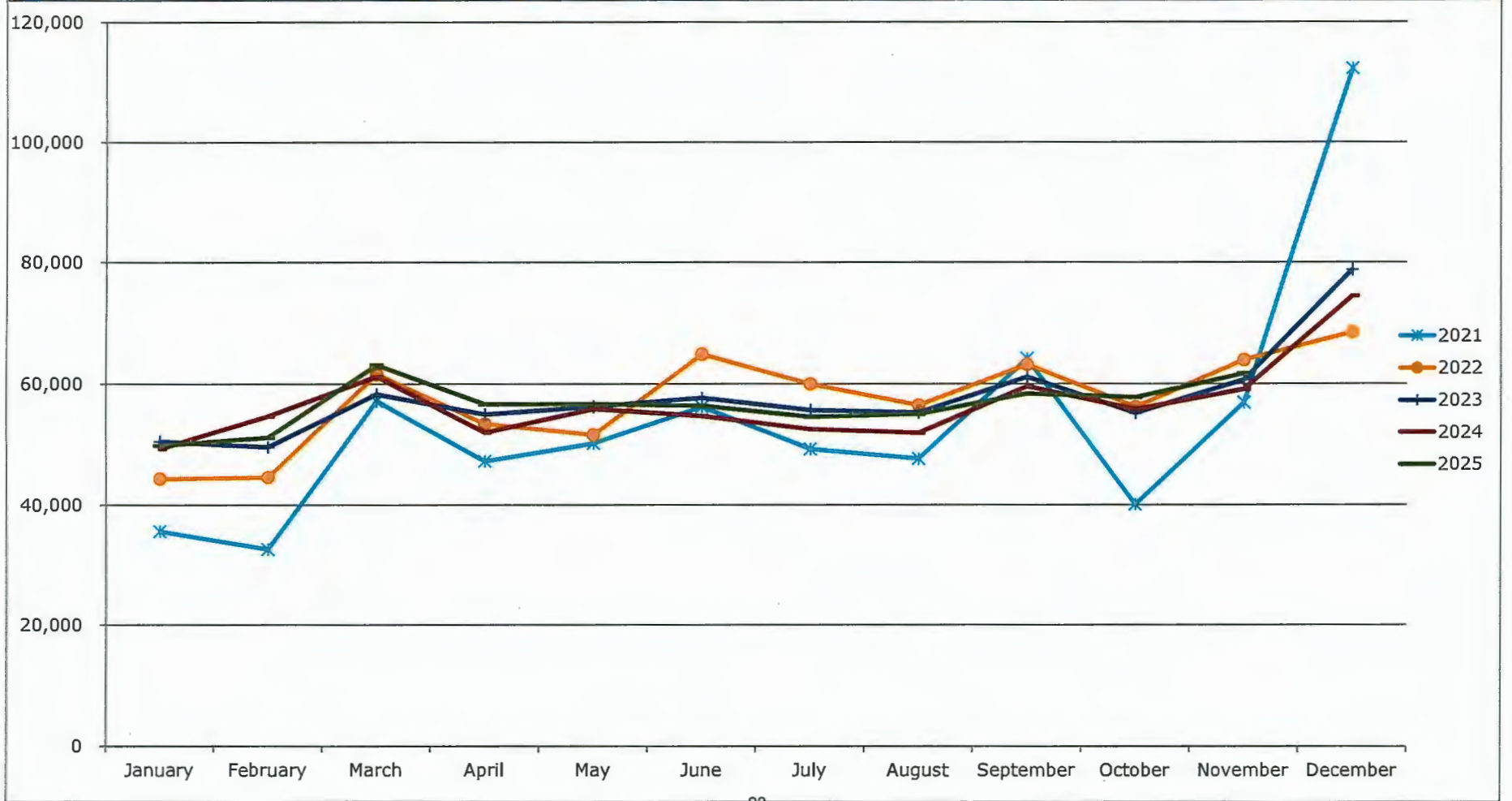
West Park MUD

	4/26	4/27	4/28	4/29	4/30
Assessed Value	\$787,801,210	\$795,485,600	\$795,485,600	\$795,485,600	\$795,485,600
Maintenance Tax Rate	\$0.160	\$0.160	\$0.160	\$0.160	\$0.160
Maintenance Tax	\$1,235,300	\$1,260,049	\$1,260,049	\$1,260,049	\$1,260,049
Change in City of Houston Rebate		1.00%	1.00%	1.00%	1.00%
% Change in Water Rate		5.00%	5.00%	5.00%	5.00%
% Change in Wastewater Rate		5.00%	5.00%	5.00%	5.00%
% Change in WHCRWA		10.00%	10.00%	10.00%	10.00%
% Change in Expenses		5.00%	5.00%	5.00%	5.00%
<b>Beginning Cash Balance 4/30/25</b>	<b>\$5,296,666</b>	<b>\$5,960,872</b>	<b>\$6,417,053</b>	<b>\$7,439,273</b>	<b>\$7,747,753</b>
<b>Revenues</b>					
Maintenance Tax	\$1,235,300	\$1,260,049	\$1,260,049	\$1,260,049	\$1,260,049
City of Houston Rebate	695,000	701,950	708,970	716,059	723,220
Water Revenue	454,300	477,015	500,866	525,909	552,204
Wastewater Revenue	349,600	367,080	385,434	404,706	424,941
WHCRWA Revenue	726,900	799,590	879,549	967,504	1,064,254
Other	475,406	499,176	524,135	550,342	577,859
<b>Total Revenues</b>	<b>\$3,936,506</b>	<b>\$4,104,860</b>	<b>\$4,259,003</b>	<b>\$4,424,569</b>	<b>\$4,602,528</b>
<b>Expenses</b>					
WHCRWA	\$862,356	\$948,592	\$1,043,451	\$1,147,796	\$1,262,575
Other Expenses	1,884,020	1,978,221	2,077,132	2,180,989	2,290,038
<b>Total Expenses</b>	<b>\$2,746,376</b>	<b>\$2,926,813</b>	<b>\$3,120,583</b>	<b>\$3,328,784</b>	<b>\$3,552,614</b>
Net Surplus	\$1,190,130	\$1,178,048	\$1,138,420	\$1,095,784	\$1,049,914
<b>Capital Outlay</b>					
Capital Outlay	\$100,000	\$100,000	\$100,000	\$100,000	\$100,000
Water Plant 1	259,217	0	0	561,867	0
Water Plant 2	104,717	605,967	0	113,867	0
WWTP 1	206,000	15,900	0	0	0
Interconnects	51,500	0	0	11,570	0
Sanitary Sewer Collection	0	0	16,200	0	866,440
<b>Total Capital Outlay</b>	<b>\$721,434</b>	<b>\$721,867</b>	<b>\$116,200</b>	<b>\$787,304</b>	<b>\$966,440</b>
Construction Surplus	\$195,510	\$0	\$0	\$0	\$0
<b>Ending Cash Balance</b>	<b>\$5,960,872</b>	<b>\$6,417,053</b>	<b>\$7,439,273</b>	<b>\$7,747,753</b>	<b>\$7,831,228</b>
<b>Operating Reserve % of Exp</b>					
Percentage	217%	219%	238%	233%	220%
Number of Months	26	26	29	28	26
<b>Bond Authority</b>					
Remaining Bond Capacity - \$42,220,000					

# Sales Tax Revenue History

West Park MUD

Year	January	February	March	April	May	June	July	August	September	October	November	December	Total
2021	35,573	32,562	57,153	47,252	50,199	56,234	49,240	47,641	64,124	40,053	56,903	112,301	649,237
2022	44,323	44,563	61,572	53,370	51,560	64,858	59,953	56,457	63,166	56,160	63,885	68,451	688,318
2023	50,488	49,596	58,289	54,975	56,257	57,649	55,669	55,275	61,113	55,198	60,636	78,734	693,878
2024	49,290	54,685	61,178	51,950	55,849	54,711	52,535	51,896	59,560	55,766	59,105	74,407	680,932
2025	49,860	51,139	63,116	56,645	56,682	56,397	54,580	55,030	58,392	57,776	61,677		
<b>Total</b>	<b>\$229,533</b>	<b>\$232,546</b>	<b>\$301,308</b>	<b>\$264,193</b>	<b>\$270,548</b>	<b>\$289,849</b>	<b>\$271,977</b>	<b>\$266,299</b>	<b>\$306,355</b>	<b>\$264,954</b>	<b>\$302,206</b>	<b>\$333,893</b>	<b>\$2,712,364</b>



# 2026 AWBD Summer Conference

West Park MUD

Thursday, June 18 - Saturday, June 20, 2026

Gaylord Texan Resort & Convention Center, Grapevine, TX

Director	Registration			Prior Conference Expenses
Name	Attending	Online	Paid	Paid
Brock Hudson				NA
Bryant Patrick				NA
Natalie Garza				NA
Mike Dignam				NA
Daniel Wolterman				NA

## Note

Register on-line [www.awbd-tx.org](http://www.awbd-tx.org) (For log in assistance, contact Taylor Cavnar: [tcavnar@awbd-tx.org](mailto:tcavnar@awbd-tx.org))

This page only confirms registration for the conference, not hotel registrations.

All hotel reservations are the sole responsibility of each attendee.

Your conference registration confirmation will contain a housing reservation request web link.

The link will require the registration number from your conference registration before you can reserve a room.

All requests for an advance of funds must be sent via email to the bookkeeper within 30 days of conference.

## Registration Dates

Early Registration:	Begins	2/4/2026	\$475
Regular Registration:	Begins	2/26/2026	\$525
Late Registration	Begins	5/7/2026	\$625

## Cancellation Policy

All cancellations must be made in writing.

A \$50.00 administrative fee is assessed for each conference registration cancelled on or before 05/06/2026.

There will be no refunds after 05/06/2026.

## Housing Information

Hotel reservations are only available to attendees who are registered with AWBD-TX for the Conference.

If you have questions, please call Taylor Cavnar at (281) 350-7090.

# West Park MUD Monthly Communications Report

February 18, 2026

The following report details updates for any communication projects and tasks for West Park MUD that have occurred since the last board meeting.

## WEBSITE UPDATES

The following updates have been made since the last meeting:

- No updates at this time

## NEWS POSTS

The following news post was posted since the last report:

- **February 18, 2026, Board Meeting Notice**

## WEBSITE STATISTICS

Last 30 days Jan 18 - Feb 16, 2026

Compare: Dec 21, 2025 - Jan 19, 2026



- 126 new and unique visitors to the website, 132 total users. An increase since last cycle.
- 61 Users found the site organically through a search engine while 64 were directly linked to the website.
- 129 engaged sessions accounting for 582 navigational events (Events being things such as page scrolls, clicks, downloads, etc)
- Top Ten pages as seen below:

Page title and screen class	+	↓ Views
◇ SHOW PRIMARY DATE RANGE		
Total		64 vs. 66 ↓ -3.03%
1 Bill Payment Information / West Park MUD		16 (25%)
2 Contact Us / West Park MUD		12 (18.75%)
3 Documents / West Park MUD		8 (12.5%)
4 Board Meetings / West Park MUD		7 (10.94%)
5 Welcome to West Park Municipal Utility District / West Park MUD		6 (9.38%)
6 Map of the District / West Park MUD		4 (6.25%)
7 West Park Preserve / West Park MUD		3 (4.69%)
8 Board of Directors / West Park MUD		2 (3.13%)
9 January 26, 2026 Board Meeting Notice / West Park MUD		2 (3.13%)
10 Tax Information / West Park MUD		2 (3.13%)

## RESIDENT INQUIRIES

Residents can submit inquiries through the **Contact Us** page. Submissions are received by our team and answered directly or forwarded to the appropriate consultant for answering.

- One inquiry about a tax bill in penalty, looking for an exemption from late fees as “professional courtesy”. Forwarded to TAC.

## ACTION ITEMS

- No action items this cycle.