

## **WEST PARK MUNICIPAL UTILITY DISTRICT**

### **Minutes of Board of Directors Meeting**

**April 28, 2025**

The Board of Directors ("Board") of West Park Municipal Utility District ("District") met on April 28, 2025, at 3700 Buffalo Speedway, Suite 830, Houston, Harris County, Texas, the address being a meeting place of the District, in accordance with the duly posted notice of the meeting, and the roll was called of the duly constituted officers and members of the Board, as follows:

H. Brock Hudson, President  
Bryant Patrick, Vice President  
Natalie Garza, Secretary  
Michael Dignam, Assistant Secretary  
Daniel Wolterman, Director

and all of the members were present, with the exception of Director Hudson, thus constituting a quorum.

Also present were Wendy Maddox of B&A Municipal Tax Services ("B&A"); Michelle Giacona of H2O Innovation ("H2O"); Roman Khoja of Municipal Accounts & Consulting, L.P. ("MAC"); John Herzog of IDS Engineering Group ("IDS"); Brian Krueger of Forvis Mazars, LLP ("Forvis"); Danae Dehoyos of Touchstone District Services ("Touchstone"); Sarah Valladares of Storm Water Solutions; Mark Welch of David Weekley Homes ("Weekley"); Brian Jarrard of Jarrard Development; Drake Dominy of Pelican Energy Corridor, LLC ("Pelican"); and Kara Richardson and Rebecca Donaldson of Marks Richardson PC ("MRPC").

As the first order of business, the Board deferred consideration of comments from the public after noting no one from the public was present.

The Board next considered approval of the minutes of the Board of Directors meeting held on March 28, 2025. After discussion, Director Wolterman made a motion to approve the minutes as presented. Director Garza seconded the motion, which passed unanimously.

The Board next considered the engagement of an auditor to prepare the District's audit report for the fiscal year ending April 30, 2024. Mr. Krueger of Forvis presented a proposal and stated that the proposed estimated auditing fee for the next fiscal year is \$24,700, plus an administrative fee of \$1,100. After discussion, Director Garza made a motion to engage Forvis to perform the District's annual audit report. Director Wolterman seconded the motion, which carried unanimously.

The Board next considered the status of development by Pelican and Weekley. Mr. Jarrard and Mr. Dominy gave updates on their joint development. Mr. Dominy advised that Pelican anticipates construction to begin on their development by September of this year.

Mr. Welch, Mr. Dominy and Mr. Jarrard exited the meeting at this time.

The Board next deferred the consideration of the status of sidewalk projects as no one had anything new to report.

The Board next considered the status of West Park Preserve. Ms. Richardson reviewed the attached report with the Board.

Ms. Maddox next distributed the attached tax collection report. She noted that B&A collected 97.34% of the 2024 taxes as of March 31, 2025. After review and discussion of the report presented, Director Garza made a motion to approve the report and authorize payment on the disbursements identified in the report. Director Wolterman seconded the motion, which passed unanimously.

The Board next deferred consideration of the status of a sales tax audit performed by B&A Sales Tax Service.

Ms. Richardson next advised the Board that pursuant to Section 33.07 of the Property Tax Code, as amended, the Board is authorized to impose, under certain conditions, an additional penalty not to exceed twenty percent (20%) of the total taxes, penalty and interest due to the District on July 1 on taxes that remain delinquent as of July 1 of the year in which they become delinquent. After discussion, Director Garza made a motion to adopt the attached Resolution Authorizing Additional Penalty on Delinquent Real Property Taxes. Director Wolterman seconded the motion, which carried unanimously.

The Board next considered the attached report on the District's water, sanitary sewer, and storm sewer systems. Ms. Giacona reported that the District accounted for 96.37% of the water pumped during the month, and the District operated its facilities in compliance with its respective permits.

The Board next considered the annual report on the District's Identity Theft Prevention Program. Ms. Giacona advised that no incidents involving identity theft have occurred or been reported.

The Board next considered the attached engineer's report.

The Board considered the status of construction contracts, including the approval of any change orders and/or acceptance of facilities for operation and maintenance purposes. Mr. Herzog reported that IDS is preparing plans and specifications for the replacement of Ground Storage Tank No. 2 and plans to advertise for bids for this project before the end of this year. He stated that he estimates the costs to amount to \$1,200,000 for construction and \$188,000 for engineering.

The Board considered the status of the replacement of the fence at Water Plant No. 1 and the wastewater treatment plant ("WWTP"). Mr. Herzog advised that IDS solicited bids for an eight-foot (8') fence and a ten-foot (10') fence option. He reviewed the attached bids with the Board and noted that \$350,000 of the project will be funded from the Series 2024 Bonds. The Board discussed the types of fencing proposed by each bidder. It was noted that Aber Fencing Company ("Aber"), recommended by Mr. Herzog, will use pre-cast slabs rather than constructing the fence brick by brick. Ms. Richardson noted that the Board has sufficient funds in the general

operating fund to pay for the remaining cost of the project. After discussion, Director Garza made a motion to award the fencing project to Aber in the total amount of \$467,244. Director Dignam seconded the motion, which carried unanimously.

Mr. Herzog next reported on the status of the generator replacement project at the District's WWTP and stated that the site work is complete. He reported that the generator is expected to arrive May 12, 2025.

The Board next deferred consideration of the acceptance of site, easement and/or facility conveyances for facilities constructed or to be constructed by the District.

The Board next deferred consideration of requests for and approval of utility commitments.

The Board deferred the status of the utility relocation requests from Harris County.

The Board next considered the status of development matters in the District. Mr. Herzog informed the Board that IDS has provided Weekley with a no objection letter for the project's public storm sewer plans. He advised that IDS received a draft contract for the development and returned minor comments. Mr. Herzog also reported that the developers plan to begin public advertising to bidders soon.

Mr. Herzog next reported that he has no updates on the proposed revised access to Water Plant No. 2 from Sunbelt, Inc.

The Board next deferred consideration of the status of the WHCRWA surface water conversion as Mr. Herzog did not have anything new to report.

The Board next deferred consideration of the status of chloramine conversion at the District's water plants as no one had anything new to report.

Mr. Herzog then reported that West Lake Municipal Utility District No. 1 ("West Lake") will replace the valve owned by the District as part of its waterline replacement project and will install an additional two-inch blow off valve. He advised that IDS is working to update the District's interconnect agreement with West Lake and that the new valves will be included as an exhibit to the agreement.

The Board considered the approval of a Utility Development Agreement ("UDA") with Weekley. Ms. Richardson reviewed the UDA with the Board and requested the Board's approval pending minor revisions from MRPC. After discussion, Director Garza moved that the Board approve the UDA and authorize Vice President to execute same on behalf of the Board and the District. Director Wolterman seconded the motion, which unanimously carried.

The Board next considered and reviewed the March report from Storm Water Solutions. Ms. Valladares presented and reviewed the attached report with the Board.

The Board next considered the financial and investment reports and invoices presented for payment. Mr. Khoja distributed the attached bookkeeping report, investment inventory report, and

bills for payment. After review and discussion of the reports presented, Director Garza made a motion to approve the report and authorize payment on the Operating Fund and Capital Projects Fund at Central Bank, of all checks, wires, and disbursements shown in the report. Director Wolterman seconded the motion, which carried unanimously.

Mr. Khoja next presented the draft operating budget for the fiscal year ending April 30, 2026. After discussion and review, Director Garza made a motion to approve the attached draft operating budget. Director Wolterman seconded the motion, which passed unanimously.

Ms. Dehoyos next presented and reviewed the attached report from Touchstone District Services.

The Board next considered matters for placement on future agendas. After discussion, the Board concurred to hold the next Board meeting on Tuesday, May 27, 2025, at 12:30pm as the prior day is Memorial Day.

There being no further business to come before the Board, the meeting adjourned.

  
Secretary

Attachments  
April 28, 2025

1. Draft Audit Report
2. Park Rangers Report
3. Tax Assessor/Collector Reports
4. Delinquent Real Property Tax Resolution
5. Operator Report
6. Consumer Confidence Report
7. Engineer Report
8. Storm Water Solutions Reports
9. Bookkeeping Report
10. Touchstone Report

Forvis Mazars, LLP  
2700 Post Oak Boulevard, Suite 1500  
Houston, TX 77056  
P 713.499.4600  
F 713.499.4699  
[forvismazars.us](http://forvismazars.us)



April 28, 2025

Board of Directors  
West Park Municipal Utility District  
Harris County, Texas

We appreciate your selection of **Forvis Mazars, LLP** as your service provider and are pleased to confirm the arrangements of our engagement in this contract. Within the requirements of our professional standards and any duties owed to the public, regulatory, or other authorities, our goal is to provide you an **Unmatched Client Experience**.

In addition to the terms set forth in this contract, including the detailed **Scope of Services**, our engagement is governed by the following, incorporated fully by this reference:

- Terms and Conditions Addendum

### Summary Scope of Services

As described in the attached **Scope of Services**, our services will include the following:

West Park Municipal Utility District

- Audit Services for the year ended April 30, 2025

You agree to assume full responsibility for the substantive outcomes of the contracted services and for any other services we may provide, including any findings that may result.

You also acknowledge these services are adequate for your purposes, and you will establish and monitor the performance of these services to ensure they meet management's objectives. All decisions involving management responsibilities related to these services will be made by you, and you accept full responsibility for such decisions.

We understand the Board of Directors (Board) is designated to be responsible and accountable for overseeing the performance of nonattest services, and you have determined the Board is qualified to conduct such oversight.

### Engagement Fees

The fee for our services will be \$24,700, plus an administrative fee of \$1,100 to cover items such as report production, copies, postage and other delivery charges, supplies, technology-related costs such as software licensing, user access, and research tools, and similar expense items. In addition, fees for the review of a preliminary official statement, official statement, and the agreement to the reproduction of our audit opinion in the official statement for any new bond sales during the period will be in the range of \$2,500 to \$3,000.

The fees for our services in assisting with the accounting for capital asset construction activity and preparation of depreciation schedules will be invoiced on an hourly basis. We will communicate with you if anticipated fees exceed \$3,000.

Our pricing for this engagement and our fee structure are based upon the expectation that our invoices will be paid promptly. Payment of our invoices is due upon receipt.

### **Assistance with New Standards**

Assistance and additional time as a result of the adoption of new standards, if any, are not included within our standard engagement fees. These fees will be based on time expended and will vary based on the level of assistance and procedures required.

### **Contract Agreement**


Please sign and return this contract to indicate your acknowledgment of, and agreement with, the arrangements for our services including our respective responsibilities.

**Forvis Mazars, LLP**

Forvis Mazars, LLP

Acknowledged and agreed to as it relates to the entire contract, including the **Scope of Services** and **Terms and Conditions Addendum**, on behalf of West Park Municipal Utility District.

BY

  
Board Vice President

DATE

4/28/25

### Scope of Services – Audit Services

We will audit the basic financial statements and related disclosures for the following entity with the objective of expressing an opinion on the financial statements:

West Park Municipal Utility District as of and for the year ended April 30, 2025.

The objectives of our audit are to obtain reasonable assurance about whether the financial statements as a whole are free from material misstatement, whether due to fraud or error, and to issue an auditor's report that includes our opinion.

This audit will encompass all funds of West Park Municipal Utility District.

We will also provide you with the following nonattest services:

- Preparing depreciation schedules based on your assignment of depreciable lives and methods
- Preparing a draft of the financial statements and related notes

Brian Krueger is responsible for supervising the engagement team and authorizing the signing of the report or reports.

We will issue a written report upon completion of our audit, addressed to the following parties:

Entity Name	Party Name
West Park Municipal Utility District	Board of Directors

Municipal utility districts, by their nature, depend on services from consultants, attorneys, and others to carry out the administration of the district and require sharing of information among these service providers along with specific regulatory or other parties. You authorize us and our representatives to provide documents, reports, and information to the distribution list provided by the Board or the District's representatives, which may include attorneys, engineers, bookkeepers, developers, tax collectors, operators, agents, and other consultants, along with auditors of other districts that share operations or facilities with the district.

The following apply for the audit services described above:

**Our  
Responsibilities**

We will conduct our audit in accordance with auditing standards generally accepted in the United States of America (GAAS). We will exercise professional judgment and maintain professional skepticism throughout the audit.

We will identify and assess the risks of material misstatement of the financial statements, whether due to fraud or error, design and perform audit procedures responsive to those risks, and obtain audit evidence that is sufficient and appropriate to provide a basis for our opinion.

We will obtain an understanding of internal control relevant to the audit in order to design audit procedures that are appropriate in the circumstances.

We will evaluate the appropriateness of accounting policies used and the reasonableness of significant accounting estimates made by management, as well as evaluate the overall presentation of the financial statements, including the disclosures, and whether the financial statements represent the underlying transactions and events in a manner that achieves fair presentation.



We will also conclude, based on audit evidence obtained, whether there are conditions or events, considered in the aggregate, that raise substantial doubt about the entity's ability to continue as a going concern for a reasonable period of time.

## **Limitations & Fraud**

Reasonable assurance is a high level of assurance but is not absolute assurance and therefore is not a guarantee that an audit that is planned and conducted in accordance with GAAS will always detect a material misstatement when it exists. Misstatements, including omissions, can arise from fraud or error and are considered material if there is a substantial likelihood that, individually or in the aggregate, they would influence the judgment made by a reasonable user based on the financial statements. Our responsibility as auditors is limited to the period covered by our audit and does not extend to any later periods for which we are not engaged as auditors.

The risk of not detecting a material misstatement resulting from fraud is higher than for one resulting from error, as fraud may involve collusion, forgery, intentional omissions, misrepresentations, or the override of internal control.

Our understanding of internal control is not for the purpose of expressing an opinion on the effectiveness of your internal control. However, we will communicate to you in writing any significant deficiencies or material weaknesses in internal control relevant to the audit of the financial statements that we identify during the audit.

We are available to perform additional procedures with regard to fraud detection and prevention at your request, subject to completion of our normal engagement acceptance procedures. The actual terms and fees of such an engagement would be documented in a separate contract to be signed by you and Forvis Mazars.

## **Opinion**

Circumstances may arise in which our report may differ from its expected form and content based on the results of our audit. Depending on the nature of these circumstances, it may be necessary for us to modify our opinion, add an emphasis-of-matter paragraph or other-matter paragraph(s) to our auditor's report, or if necessary, decline to express an opinion or withdraw from the engagement.

If we discover conditions that may prohibit us from issuing a standard report, we will notify you. In such circumstances, further arrangements may be necessary to continue our engagement.

## **Your Responsibilities**

Management and, if applicable, those charged with governance acknowledge and understand their responsibility for the accuracy and completeness of all information provided and for the following:

- **Audit Support** – to provide us with:
  - Unrestricted access to persons within the entity or within components of the entity (including management, those charged with governance, and component auditors) from whom we determine it necessary to obtain audit evidence

- Information of which you are aware that is relevant to the preparation and fair presentation of the financial statements, including access to information relevant to disclosures
  - Information about events occurring or facts discovered subsequent to the date of the financial statements, of which management may become aware, that may affect the financial statements
  - Information about any known or suspected fraud affecting the entity involving management, employees with significant role in internal control, and others where fraud could have a material effect on the financials
  - Identification and provision of report copies of previous audits, attestation engagements, or other studies that directly relate to the objectives of the audit, including whether related recommendations have been implemented
  - Additional information that we may request for the purpose of the audit
- **Internal Control and Compliance** – for the:
    - Design, implementation, and maintenance of internal control relevant to compliance with laws and regulations and the preparation and fair presentation of financial statements that are free from material misstatement, whether due to fraud or error
    - Alignment of internal control to ensure that appropriate goals and objectives are met, that management and financial information is reliable and properly reported and that compliance with and identification of the laws, regulations, contracts, grants, or agreements (including any federal award programs) applicable to the entity's activities is achieved
    - Remedy, through timely and appropriate steps, of fraud and noncompliance with provisions of laws, regulations, contracts, or other agreements reported by the auditor
    - Establishment and maintenance of processes to track the status and address findings and recommendations of auditors
  - **Accounting and Reporting** – for the:
    - Maintenance of adequate records, selection and application of accounting principles, and the safeguard of assets
    - Adjustment of the financial statements to correct material misstatements and confirmation to us in the representation letter that the effects of any uncorrected misstatements aggregated by us are immaterial, both individually and in the aggregate, to the financial statements taken as a whole
    - Preparation and fair presentation of the financial statements in accordance with accounting principles generally accepted in the United States of America (or other basis if indicated in the contract)
    - Inclusion of the auditors' report in any document containing financial statements that indicates that such financial statements have been audited by us
    - Distribution of audit reports to any necessary parties

The results of our tests of compliance and internal control over financial reporting performed in connection with our audit of the financial statements may not fully meet the reasonable needs of report users. Management is responsible for obtaining audits, examinations, agreed-upon procedures, or other engagements that satisfy relevant legal, regulatory, or contractual requirements or fully meet other reasonable user needs.

**Written  
Confirmations  
Required**

As part of our audit process, we will request from management and, if applicable, those charged with governance written confirmation acknowledging certain responsibilities outlined in this contract and confirming:

- The availability of this information
- Certain representations made during the audit for all periods presented
- The effects of any uncorrected misstatements, if any, resulting from errors or fraud aggregated by us during the current engagement and pertaining to the latest period presented are immaterial, both individually and in the aggregate, to the financial statements taken as a whole

**Preserving  
Future  
Independence**

Our performance of certain nonattest services may not be permitted under the SEC and PCAOB independence rules, to which we are not currently subject. Accordingly, if we perform services that are not permitted under those rules, you would not be permitted to use our reports in a registration statement or other document requiring compliance with those rules.

You agree to inform us promptly if you are considering any future public offering of securities, use of our reports to comply with the Investment Advisers Act custody rule, or other action that would necessitate our future compliance with the independence rules of the SEC and PCAOB.

**Registration  
Statements**

We are required to read any document, including any exempt offering or refunding statement, which contains or incorporates by reference our audit reports, or contains any reference to us.

Should you wish to include or incorporate by reference our report on these financial statements into an offering document related to securities exempt from registration under the Securities Act of 1933, prior to our agreement to include or incorporate by reference our reports thereon, we will be required to perform procedures as required by the standards of the American Institute of Certified Public Accountants, including, but not limited to, reading other information incorporated by reference in the offering document, and performing subsequent event procedures.

Our reading of the other information included or incorporated by reference in the offering document will consider whether such information, or the manner of its presentation, is materially inconsistent with information, or the manner of its presentation, appearing in the financial statements. However, we will not perform procedures to corroborate such other information (including forward-looking statements).

**Boycott Israel**

As required by Chapter 2271, Texas Government Code, we represent that we do not boycott Israel and will not boycott Israel through the term of this engagement. The term "boycott Israel" in this paragraph has the meaning assigned to such term in Section 808.001 of the Texas Government Code, as amended.

**Foreign Terrorist  
Organization**

Pursuant to Chapter 2252, Texas Government Code, we represent and certify that, at the time of execution of this contract, neither we, nor any wholly owned subsidiary, majority-owned subsidiary, parent company, or affiliate of the same is a company listed by the Texas Comptroller of Public Accounts under Sections 2270.0201 or 2252.153 of the Texas Government Code.

**Fossil Fuels  
Boycott  
Verification**

As required by 2276, Texas Government Code, as amended, we hereby verify that we, including any wholly owned subsidiary, majority-owned subsidiary, parent company or affiliate of the same, do not boycott energy companies, and will not boycott energy companies during the term of this Agreement. As used in the foregoing verification, "boycott energy companies" shall have the meaning assigned to the term "boycott energy company" in Section 809.001, Texas Government Code, as amended.

**Firearms  
Discrimination  
Verification**

As required by Section 2274.002, Texas Government Code, as amended, we hereby verify that we, including any wholly owned subsidiary, majority-owned subsidiary, parent company or affiliate of the same, (i) do not have a practice, policy, guidance or directive that discriminates against a firearm entity or firearm trade association, and (ii) will not discriminate against a firearm entity or firearm trade association during the term of this Agreement. As used in the foregoing verification, "discriminate against a firearm entity or trade association" shall have the meaning assigned to such term in Section 2274.001(3), Texas Government Code, as amended.

**Notice Required**

As indicated in the Terms and Conditions Addendum, any time you intend to reference our firm name in any manner in any published materials, including on an electronic site, you agree to provide us with draft materials for our review and approval before publishing or posting such information. However, no notice is required for filings with the Texas Commission on Environmental Quality (TCEQ), with required information repositories, the Texas Attorney General's Office, and cities, as required by statute or regulation.

## Forvis Mazars, LLP Terms and Conditions Addendum

### GENERAL

1. **Overview.** This addendum describes Forvis Mazars LLP's standard terms and conditions ("Terms and Conditions") applicable to Our provision of services to the Client ("You"). The Terms and Conditions are a part of the contract between You and Forvis Mazars, LLP. For the purposes of the Terms and Conditions, any reference to "Firm," "We," "Us," or "Our" is a reference to Forvis Mazars, LLP ("Forvis Mazars"), and any reference to "You" or "Your" is a reference to the party or parties that have engaged Us to provide services and the party or parties ultimately responsible for payment of Our fees and costs.

### BILLING, PAYMENT, & TERMINATION

2. **Billing and Payment Terms.** We will bill You for Our professional fees and costs as outlined in Our contract. Unless otherwise provided in Our contract, payment is due upon receipt of Our billing statement. Interest will be charged on any unpaid balance after 30 days at the rate of 10 percent per annum, or as allowed by law at the earliest date thereafter, and highest applicable rate if less than 10 percent. All fees, charges, and other amounts payable to Forvis Mazars hereunder do not include any sales, use, excise, value-added, or other applicable taxes, tariffs, or duties, payment of which shall be Your sole responsibility, and do not include any applicable taxes based on Forvis Mazars' net income or taxes arising from the employment or independent contractor relationship between Forvis Mazars and Forvis Mazars' personnel.

We reserve the right to suspend or terminate Our work for this engagement or any other engagement for nonpayment of fees. If Our work is suspended or terminated, You agree that We will not be responsible for Your failure to meet governmental and other deadlines, for any penalties or interest that may be assessed against You resulting from Your failure to meet such deadlines, and for any other damages (including but not limited to consequential, indirect, lost profits, or punitive damages) incurred as a result of the suspension or termination of Our services.

Our fees may increase if Our duties or responsibilities are increased by rulemaking of any regulatory body or any additional new accounting or auditing standards. Our engagement fees do not include any time for post-engagement consultation with Your personnel or third parties, consent letters and related procedures for the use of Our reports in offering documents, inquiries from regulators, or testimony or deposition regarding any subpoena. Charges for such services will be billed separately.

3. **Billing Records.** If these services are determined to be within the scope and authority of Section 1861(v)(1)(I) of the Social Security Act, We agree to make available to the Secretary of Health and Human Services, or to the U.S. Comptroller General, or any of their duly authorized representatives, such of Our books, documents, and records that are necessary to certify the nature and extent of Our services, until the expiration of four (4) years after the furnishing of these services. This contract allows access to contracts of a similar nature between

subcontractors and related organizations of the subcontractor, and to their books, documents, and records.

4. **Termination.** Either party may terminate these services in good faith at any time for any reason, including Your failure to comply with the terms of Our contract or as We determine professional standards require. Both parties must agree, in writing, to any future modifications or extensions. If services are terminated, You agree to pay Forvis Mazars for time expended to date. In addition, You will be billed costs and fees for services from other professionals, if any, as well as an administrative fee of five (5) percent to cover certain technology and administrative costs associated with Our services. Unless terminated sooner in accordance with its terms, this engagement shall terminate upon the completion of Forvis Mazars' services hereunder.

### DISPUTES & DISCLAIMERS

5. **Mediation.** Any dispute arising out of or related to this engagement will, prior to resorting to litigation, be submitted for nonbinding mediation upon written request by either party. Both parties agree to try in good faith to settle the dispute in mediation. The mediator will be selected by agreement of the parties. The mediation proceeding shall be confidential. Each party will bear its own costs in the mediation, but the fees and expenses of the mediator will be shared equally.
6. **Indemnification.** Unless disallowed by law or applicable professional standards, You agree to hold Forvis Mazars harmless from any and all claims which arise from knowing misrepresentations to Forvis Mazars, or the intentional withholding or concealment of information from Forvis Mazars by Your management or any partner, principal, shareholder, officer, director, member, employee, agent, or assign of Yours. You also agree to indemnify Forvis Mazars for any claims made against Forvis Mazars by third parties, which arise from any wrongful actions of Your management or any partner, principal, shareholder, officer, director, member, employee, agent, or assign of Yours. The provisions of this paragraph shall apply regardless of the nature of the claim.
7. **Statute of Limitations.** You agree that any claim or legal action arising out of or related to this contract and the services provided hereunder shall be commenced no more than one (1) year from the date of delivery of the work product to You or the termination of the services described herein (whichever is earlier), regardless of any statute of limitations prescribing a longer period of time for commencing such a claim under law. This time limitation shall apply regardless of whether Forvis Mazars performs other or subsequent services for You. A claim is understood to be a demand for money or services, demand for mediation, or the service of suit based on a breach of this contract or the acts or omissions of Forvis Mazars in performing the services provided herein. This provision shall not apply if enforcement is disallowed by applicable law or professional standards.
8. **Limitation of Liability.** You agree that Forvis Mazars' liability, if any, arising out of or related to this contract and the services provided hereunder, shall be limited to the amount of the fees

paid by You for services rendered under this contract. This limitation shall not apply to the extent it is finally, judicially determined that the liability resulted from the intentional or willful misconduct of Forvis Mazars or if enforcement of this provision is disallowed by applicable law or professional standards.

9. **Waiver of Certain Damages.** In no event shall Forvis Mazars be liable to You or a third party for any indirect, special, consequential, punitive, or exemplary damages, including but not limited to lost profits, loss of revenue, interruption, loss of use, damage to goodwill or reputation, regardless of whether You were advised of the possibility of such damages, regardless of whether such damages were reasonably foreseeable, and regardless of whether such damages arise under a theory of contract, tort, strict liability, or otherwise.
10. **Choice of Law.** You acknowledge and agree that any dispute arising out of or related to this contract shall be governed by the laws of the State of Texas, without regard to its conflict of laws principles.
11. **WAIVER OF JURY TRIAL. THE PARTIES HEREBY AGREE NOT TO ELECT A TRIAL BY JURY OF ANY ISSUE TRIABLE OF RIGHT BY JURY, AND WAIVE ANY RIGHT TO TRIAL BY JURY FULLY TO THE EXTENT THAT ANY SUCH RIGHT SHALL NOW OR HEREAFTER EXIST WITH REGARD TO THIS AGREEMENT, OR ANY CLAIM, COUNTERCLAIM, OR OTHER ACTION ARISING IN CONNECTION THEREWITH. THIS WAIVER OF RIGHT TO TRIAL BY JURY IS GIVEN KNOWINGLY AND VOLUNTARILY BY THE PARTIES, AND IS INTENDED TO ENCOMPASS INDIVIDUALLY EACH INSTANCE AND EACH ISSUE AS TO WHICH THE RIGHT TO A TRIAL BY JURY WOULD OTHERWISE ACCRUE.**
12. **Severability.** In the event that any term or provision of this agreement shall be held to be invalid, void, or unenforceable, then the remainder of this agreement shall not be affected, and each such term and provision of this agreement shall be valid and enforceable to the fullest extent permitted by law.
13. **Assignment.** You acknowledge and agree that the terms and conditions of this contract shall be binding upon and inure to the parties' successors and assigns, subject to applicable laws and regulations.
14. **Disclaimer of Legal or Investment Advice.** Our services do not constitute legal or investment advice. You should seek the advice of legal counsel in such matters. Regulatory authorities may interpret circumstances differently than We do. In addition, the applicable laws, regulations, and regulators' enforcement activities may change over time.

#### **RECORDS, WORKPAPERS, DELIVERABLES, & PROPRIETARY INFORMATION**

15. **Maintenance of Records.** You agree to assume full responsibility for maintaining Your original data and records and that Forvis Mazars has no responsibility to maintain this information. You agree You will not rely on Forvis Mazars to provide hosting, electronic security, or backup services, e.g., business continuity or disaster recovery services, to You unless separately engaged to do so. You understand that Your access

to data, records, and information from Forvis Mazars' servers, i.e., Forvis Mazars portals used to exchange information, can be terminated at any time and You will not rely on using this to host Your data and records.

16. **Forvis Mazars Workpapers.** Our workpapers and documentation retained in any form of media for this engagement are the property of Forvis Mazars. We can be compelled to provide information under legal process. In addition, We may be requested by regulatory or enforcement bodies (including any State Board) to make certain workpapers available to them pursuant to authority granted by law or regulation. Unless We are prohibited from doing so by law or regulation, Forvis Mazars will inform You of any such legal process or request. You agree We have no legal responsibility to You in the event We determine We are obligated to provide such documents or information.
  17. **Subpoenas or Other Legal Process.** In the event Forvis Mazars is required to respond to any such subpoena, court order, or any government regulatory inquiry or other legal process relating to You or Your management for the production of documents and/or testimony relative to information We obtained or prepared incident to this or any other engagement in a matter in which Forvis Mazars is not a party, You shall compensate Forvis Mazars for all time We expend in connection with such response at normal and customary hourly rates and to reimburse Us for all out-of-pocket expenses incurred in regard to such response.
  18. **Use of Deliverables and Drafts.** You agree You will not modify any deliverables or drafts prepared by Us for internal use or for distribution to third parties. You also understand that We may on occasion send You documents marked as draft and understand that those are for Your review purpose only, should not be distributed in any way, and should be destroyed as soon as possible.
- Our report on any financial statements must be associated only with the financial statements that were the subject of Our engagement. You may make copies of Our report, but only if the entire financial statements (exactly as attached to Our report, including related footnotes) and any supplementary information, as appropriate, are reproduced and distributed with Our report. You agree not to reproduce or associate Our report with any other financial statements, or portions thereof, that are not the subject of Our engagement.

19. **Proprietary Information.** You acknowledge that proprietary information, documents, materials, management techniques, and other intellectual property are a material source of the services We perform and were developed prior to Our association with You. Any new forms, software, documents, or intellectual property We develop during this engagement for Your use shall belong to Us, and You shall have the limited right to use them solely within Your business. All reports, templates, manuals, forms, checklists, questionnaires, letters, agreements, and other documents which We make available to You are confidential and proprietary to Us. Neither You, nor any of Your agents, will copy, electronically store, reproduce, or make any such documents available to anyone other than Your personnel. This provision will apply to all materials whether in digital, "hard copy" format, or other medium.

## REGULATORY

20. **U.S. Securities and Exchange Commission ("SEC") and other Regulatory Bodies.** Where We are providing services either for (a) an entity that is registered with the SEC, (b) an affiliate of such registrant, or (c) an entity or affiliate that is subject to rules, regulations, or standards beyond those of the American Institute of Certified Public Accountants ("AICPA"), any term of this contract that would be prohibited by or impair Our independence under applicable law or regulation shall not apply to the extent necessary only to avoid such prohibition or impairment.

21. **Offering Document.** You may wish to include Our report(s) on financial statements in an exempt offering document. You agree that any report, including any auditor's report, or reference to Our firm, will not be included in any such offering document without notifying Us. Any agreement to perform work in connection with an exempt offering document, including providing agreement for the use of the auditor's report in the exempt offering document, will be a separate engagement.

Any exempt offering document issued by You with which We are not involved will clearly indicate that We are not involved by including a disclosure such as, "Forvis Mazars, LLP, our independent auditor, has not been engaged to perform and has not performed, since the date of its report included herein, any procedures on the financial statements addressed in that report. Forvis Mazars, LLP also has not performed any procedures relating to this offering document."

22. **Forvis Mazars Not a Municipal Advisor.** Forvis Mazars is not acting as Your municipal advisor under Section 15B of the *Securities Exchange Act of 1934*, as amended. As such, Forvis Mazars is not recommending any action to You and does not owe You a fiduciary duty with respect to any information or communications regarding municipal financial products or the issuance of municipal securities. You should discuss such matters with internal or external advisors and experts You deem appropriate before acting on any such information or material provided by Forvis Mazars.

23. **Forvis Mazars Not a Fiduciary.** In providing Our attest services, We are required by law and our professional standards to maintain our independence from You. We take this mandate very seriously and thus guard against impermissible relationships which may impair the very independence which You and the users of Our report require. As such, You should not place upon Us special confidence that in the performance of Our attest services We will act solely in Your interest. Therefore, You acknowledge and agree We are not in a fiduciary relationship with You and We have no fiduciary responsibilities to You in the performance of Our services described herein.

## TECHNOLOGY

24. **Electronic Sites.** You agree to notify Us if You desire to place Our report(s), including any reports on Your financial statements, along with other information, such as a report by management or those charged with governance on operations, financial summaries or highlights, financial ratios, etc., on an

electronic site. You recognize that We have no responsibility to review information contained in electronic sites.

25. **Electronic Signatures and Counterparts.** This contract and other documents to be delivered pursuant to this contract may be executed in one or more counterparts, each of which will be deemed to be an original copy and all of which, when taken together, will be deemed to constitute one and the same agreement or document, and will be effective when counterparts have been signed by each of the parties and delivered to the other parties. Each party agrees that the electronic signatures, whether digital or encrypted, of the parties included in this contract are intended to authenticate this writing and to have the same force and effect as manual signatures. Delivery of a copy of this contract or any other document contemplated hereby, bearing an original manual or electronic signature by facsimile transmission (including a facsimile delivered via the internet), by electronic mail in "portable document format" ("pdf") or similar format intended to preserve the original graphic and pictorial appearance of a document, or through the use of electronic signature software, will have the same effect as physical delivery of the paper document bearing an original signature.

26. **Electronic Data Communication and Storage.** In the interest of facilitating Our services to You, We may send data over the internet, temporarily store electronic data via computer software applications hosted remotely on the internet, or utilize cloud-based storage. Your confidential electronic data may be transmitted or stored using these methods. In using these data communication and storage methods, We employ measures designed to maintain data security. We use reasonable efforts to keep such communications and electronic data secure in accordance with Our obligations under applicable laws, regulations, and professional standards.

You recognize and accept that We have no control over the unauthorized interception or breach of any communications or electronic data once it has been transmitted or if it has been subject to unauthorized access while stored, notwithstanding all reasonable security measures employed by Us. You consent to Our use of these electronic devices and applications during this engagement.

## OTHER MATTERS

27. **Cooperation.** You agree to cooperate with Forvis Mazars in the performance of Forvis Mazars' services to You, including the provision to Forvis Mazars of reasonable facilities and timely access to Your data, information, and personnel. You shall be responsible for the performance of Your employees and agents.

28. **Third-Party Service Providers.** Forvis Mazars may from time to time utilize third-party service providers, including but not limited to domestic software processors or legal counsel, or disclose confidential information about You to third-party service providers in serving Your account. Forvis Mazars maintains, however, internal policies, procedures, and safeguards to protect the confidentiality and security of Your information. In addition, Forvis Mazars will secure confidentiality agreements with all service providers to maintain the confidentiality of Your information. If We are unable to

secure an appropriate confidentiality agreement, You will be asked to consent prior to Forvis Mazars sharing Your confidential information with the third-party service provider.

29. **Independent Contractor.** When providing services to You, We will be functioning as an independent contractor; and in no event will We or any of Our employees be an officer of You, nor will Our relationship be that of joint venturers, partners, employer and employee, principal and agent, or any similar relationship giving rise to a fiduciary duty to You. Decisions regarding management of Your business remain the responsibility of Your personnel at all times. Neither You nor Forvis Mazars shall act or represent itself, directly or by implication, as an agent of the other or in any manner assume or create any obligation on behalf of, or in the name of, the other.
30. **Use of Forvis Mazars Name.** Any time You intend to reference Forvis Mazars' firm name in any manner in any published materials, including on an electronic site, You agree to provide Us with draft materials for review and approval before publishing or posting such information.
31. **Network.** Forvis Mazars is a Delaware limited liability partnership and an independent member of Forvis Mazars Global, Ltd., a leading global professional services network. Forvis Mazars Global, Ltd. is a United Kingdom company limited by guarantee and does not provide any services to clients.
32. **Entire Agreement.** The contract, including this Terms and Conditions Addendum and any other attachments or addenda, encompasses the entire agreement between You and Forvis Mazars and supersedes all previous understandings and agreements between the parties, whether oral or written. Any modification to the terms of this contract must be made in writing and signed by both You and Forvis Mazars.
33. **Force Majeure.** We shall not be held responsible for any failure to fulfill Our obligations if such failure was caused by circumstances beyond Our control, including, without limitation, fire or other casualty, act of God, act of terrorism, strike or labor dispute, war or other violence, explosion, flood or other natural catastrophe, epidemic or pandemic, or any law, order, or requirement of any governmental agency or authority affecting either party, including without limitation orders incident to any such epidemic or pandemic, lockdown orders, stay-at-home orders, and curfews.



# CERTIFICATE OF INTERESTED PARTIES

FORM 1295

1 of 1

Complete Nos. 1 - 4 and 6 if there are interested parties.  
Complete Nos. 1, 2, 3, 5, and 6 if there are no interested parties.

## OFFICE USE ONLY CERTIFICATION OF FILING

1 Name of business entity filing form, and the city, state and country of the business entity's place of business.

Forvis Mazars, LLP  
Houston, TX United States

Certificate Number:  
2025-1299973

Date Filed:  
04/23/2025

2 Name of governmental entity or state agency that is a party to the contract for which the form is being filed.

West Park Municipal Utility District

Date Acknowledged:

3 Provide the identification number used by the governmental entity or state agency to track or identify the contract, and provide a description of the services, goods, or other property to be provided under the contract.

04282025

Audit of the District's financial statements for the fiscal year ended April 30, 2025

4	Name of Interested Party	City, State, Country (place of business)	Nature of interest (check applicable)	
			Controlling	Intermediary
	Cole, Abe	Springfield, MO United States	X	
	Graham, Frank	Charlotte, NC United States	X	
	Snow, Matt	Charlotte, NC United States	X	
	Watson, Tom	Dallas, TX United States	X	

5 Check only if there is NO Interested Party.

☐

### 6 UNSWORN DECLARATION

My name is BRIAN K. KRUEGER, and my date of birth is 04/11/67.

My address is 2700 POST OAK BLVD., SUITE 1500, HOUSTON, TX, 77056, USA.  
(street) (city) (state) (zip code) (country)

I declare under penalty of perjury that the foregoing is true and correct.

Executed in HARRIS County, State of TEXAS, on the 28th day of APRIL, 20 25.  
(month) (year)

*Brian K. Krueger*

Signature of authorized agent of contracting business entity  
(Declarant)



## LANDSCAPE MAINTENANCE REPORT FOR WEST PARK MUD APRIL 2025

### WEST PARK PRESERVE

1. PIP on playgrounds is in the queue to seal.
2. The park looks good and is heavily used. Mildew has formed on some of the equipment which has been removed.
3. Pavilion needed special cleaning because of the usage.
4. We are taking out the dead trees that did not leaf out after the Spring.
5. Repaired the sinkhole in the Park.
6. The electrical has been repaired at the pavilion.





Honesty | Efficiency | Transparency | Accountability | Continuity

MUNICIPAL TAX SERVICE,LLC

## WEST PARK MUD

FOR THE MONTH ENDING

March 31, 2025



MUNICIPAL TAX SERVICE, LLC

**WEST PARK MUD – JUR 897**  
FOR THE PERIOD ENDING 3/31/2025

**RECEIVABLES SUMMARY**

2024 Balance Forward Levy at 4/30/25 FYE	\$0.00	
CAD Changes / Uncollectible	\$3,214,064.06	3,214,064.06
Outstanding Balance forward Prior Years (2023-2012) at 4/30/25 FYE	\$52,829.08	
CAD Changes / Uncollectible	(\$210,266.43)	(157,437.35)
Total Levy to be collected		<b>3,056,626.71</b>
Collection prior months (all years)	(\$2,948,658.22)	
2024 Taxes Collected net NSF & KR Refunds during current month	(\$4,562.39)	
Taxes Collected for Prior Years net NSF & KR Refunds during current month	(\$746.27)	(2,953,966.88)
Total Outstanding Balance		<b>102,659.85</b>

**TAX ACCOUNT**

**Beginning Balance – Tax Account**

**636,952.73**

**Income**

Taxes Collected current Year	\$7,417.40
Taxes Collected Prior Year	\$746.27
10% Rendition Penalty	\$99.37
Penalties & Interest	\$298.62
Collection Fee Paid	\$225.34
Overpayments	\$7.19
NSF or Reversals, Bank Charges	\$0.00
Other Fees & Court Costs, Etc	\$0.00
	<b>\$8,794.19</b>

**645,746.92**

**Expenses**

1987	West Park MUD - Operating Fund	\$2,060.24
1988	Ted A. Cox, PC - Attorney Fee Delinquent Collection 3/2025 (fees only)	\$225.34
1989	Texas Comptroller of Public Accounts - Unc. Prop. 3/2/21-3/1/22 (2) accounts	\$526.17
1990	Five Guys Burger - Correction Roll 7 (TY 2024)	\$348.19
1991	Budget Heating & Air Conditioning Inc. - Correction Roll 7 (TY 2024)	\$35.83
1992	Angel Auto Truck Services - Correction Roll 7 (TY 2024)	\$7.19
1993	B & A Municipal Tax Service LLC - Inv. 897-395	\$1,542.65
1994	B & A Municipal Tax Service LLC - Inv. 897-396	\$530.52
		<b>\$5,276.13</b>

**Ending Balance –Tax Account**

**640,470.79**



MUNICIPAL TAX SERVICE, LLC

## WEST PARK MUD – JUR 897

FOR THE PERIOD ENDING 3/31/2025

### OUTSTANDING TAXES – YEAR TO DATE

TAX YEAR	BALANCE FORWARD @ 10/01/24	CAD SUPPLEMENTS & CORRECTIONS	UNCOLLECTIBLE	COLLECTIONS	OUTSTANDING TAXES	COLLECTIONS PERCENTAGE
2024	\$3,078,546.53	\$135,517.53	\$0.00	\$3,128,464.87	\$85,599.19	97.34%
2023	\$2,844,812.39	(\$20,328.67)	\$0.00	\$2,821,180.28	\$3,303.44	99.88%
2022	\$2,574,192.13	\$55.61	\$0.00	\$2,571,217.80	\$3,029.94	99.88%
2021	\$2,184,070.60	\$55.61	\$0.00	\$2,181,536.50	\$2,589.71	99.88%
2020	\$1,724,054.68	\$0.00	\$0.00	\$1,721,985.33	\$2,069.35	99.88%
2019	\$1,716,832.71	\$0.00	(\$77.96)	\$1,714,238.61	\$2,516.14	99.85%
2018	\$1,675,849.18	\$0.00	(\$95.30)	\$1,672,495.11	\$3,258.77	99.81%
2017	\$1,703,467.59	\$0.00	(\$218.54)	\$1,702,990.31	\$258.74	99.98%
2016	\$1,939,555.05	\$0.00	(\$873.42)	\$1,938,647.06	\$34.57	99.99%
2015	\$1,894,924.89	\$0.00	(\$1,536.85)	\$1,893,388.05	(\$0.00)	100.00%
					<b>\$102,659.85</b>	

### EXEMPTIONS & TAX RATES

TAX YEAR	HOMESTEAD EXEMPTION	OVER 65 / DISABLED	M & O RATE	DEBT SERVICE RATE	CONTRACT TAX RATE	TOTAL RATE
2024	0.00%	0	0.16000	0.25000	0.00000	0.41000
2023	0.00%	0	0.16000	0.21500	0.00000	0.37500
2022	0.00%	0	0.13000	0.24500	0.00000	0.37500
2021	0.00%	0	0.08000	0.29500	0.00000	0.37500
2020	0.00%	0	0.00000	0.32500	0.00000	0.32500
2019	0.00%	0	0.00000	0.39500	0.00000	0.39500
2018	0.00%	0	0.00000	0.42000	0.00000	0.42000
2017	0.00%	0	0.00000	0.46000	0.00000	0.46000
2016	0.00%	0	0.00000	0.58000	0.00000	0.58000
2015	0.00%	0	0.00000	0.65000	0.00000	0.65000

### DISTRICT VALUES

TAX YEAR	LAND & IMPROVEMENTS	AG NET	PERSONAL PROPERTY	EXEMPTIONS	TOTAL VALUE	SR	KR
2024	795,093,708	0	41,268,412	52,444,077	783,918,043	7	7
2023	732,148,463	0	40,176,205	19,129,035	753,195,633	19	19
2022	686,313,538	0	34,460,647	34,308,117	686,466,068	31	31
2021	585,528,951	0	33,003,671	36,098,959	582,433,663	43	43
2020	533,070,777	0	33,852,112	36,444,531	530,478,358	55	55
2019	433,493,735	0	36,098,671	34,951,216	434,641,190	64	64
2018	391,448,413	0	38,728,115	31,164,787	399,011,741	74	74
2017	364,659,692	0	36,898,146	31,238,790	370,319,048	83	83
2016	321,007,344	0	43,515,063	30,116,368	334,406,039	85	85
2015	273,352,929	0	41,685,070	23,511,095	291,526,904	61	61





MUNICIPAL TAX SERVICE, LLC

## WEST PARK MUD – JUR 897

FOR THE PERIOD ENDING 3/31/2025

### PROFIT & LOSS

	CURRENT MONTH 3/01/2025 - 3/31/2025	FISCAL YEAR 05/01/24 - 3/31/2025
<b>BEGINNING BALANCE</b>	<b>660,611.87</b>	<b>599,991.08</b>
<b><u>INCOME</u></b>		
10% Rendition Penalty	99.37	1,534.56
Court Costs/Abstract & Filing Fees	0.00	0.00
Collection Fee	225.34	8,344.99
Overpayments	7.19	31.79
Penalty & Interest	298.62	7,682.96
Taxes Collected	8,163.67	3,172,122.26
<b>Total Income</b>	<b>8,794.19</b>	<b>3,189,716.56</b>
<b><u>EXPENSES</u></b>		
Audit/Records	0.00	250.00
Court Affidavits	15.00	45.00
Bank Charges	0.00	292.18
Bond Premium	0.00	100.00
CAD Fees	0.00	22,390.00
Certificate of Value	0.00	175.00
Certified Tax Statements	0.00	0.00
Copies	101.40	1,126.80
Correction Roll Refunds	16,074.54	244,457.97
Continuing Disclosure	425.00	425.00
Delinquent Attorney Asst.	0.00	45.00
Delinquent Tax Attorney Expense	0.00	3,318.63
Delinquent Tax Attorney Fee	0.00	7,776.95
Estimate of Value	0.00	0.00
Installment Tracking	0.00	0.00
FA Assistance	0.00	0.00
Unclaimed Property Report	0.00	60.00
Legal Notices	0.00	847.90
Map	0.00	0.00
Mailing & Handling	2.73	911.15
Meeting Travel & Mileage	102.08	1,585.58
Overpayment Refund	0.00	24.60
Payment to Incorr. Jur	0.00	0.00
Public Hearing	0.00	650.00
Rendition Refunds	0.00	0.00
Records Management	7.71	595.51
Rendition Refunds	0.00	192.86
5% Rendition Penalty to CAD	0.00	75.01
Roll Update & Processing	177.50	1,385.00
Supplies	0.00	139.87
Tax Assessor Collector Fee – AB	1,542.65	14,655.55
Transfer to Operating Fund	5,210.53	1,207,435.16
Transfer to Debt Service	0.00	1,635,000.00
	<b>23,659.14</b>	<b>3,143,960.72</b>
<b>ENDING BALANCE</b>	<b><u>645,746.92</u></b>	<b><u>645,746.92</u></b>



MUNICIPAL TAX SERVICE, LLC

## WEST PARK MUD – JUR 897

FOR THE PERIOD ENDING 3/31/2025

### YEAR TO YEAR COMPARISON

	2024	%		2023	%	VARIANCE
October	\$0.00	0.00%		\$0.00	0.00%	0.00%
November	\$11,019.64	0.34%		\$47,036.76	1.26%	-0.92%
December	\$587,638.83	18.57%		\$376,641.92	13.49%	5.08%
January	\$2,494,599.14	96.01%		\$2,494,538.10	94.48%	1.53%
February	\$35,791.20	97.11%		\$90,802.96	97.41%	-0.30%
March	\$7,417.40	97.34%		\$2,816.01	98.33%	-0.99%
April				\$11,829.68	98.72%	
May				\$880.18	98.66%	
June				\$4,463.08	98.78%	
July				\$767.47	98.80%	
August				\$1,542.73	98.92%	
September				\$5,223.06	99.10%	

### MONTHLY COLLECTIONS

2024	2023	2022	2021	2020	2019
\$7,417.40	\$467.53	\$157.75	\$120.99	\$0.00	\$0.00
2018					
\$0.00					



MUNICIPAL TAX SERVICE,LLC

## WEST PARK MUD

FOR THE PERIOD ENDING 03/24/2025

### PLEDGED SECURITIES REPORT

SECURITIES PLEDGED AT 105% OVER FDIC INSURED \$250,000

COLLATERAL SECURITY AGREEMENT ON FILE : YES

TAX BANK ACCOUNT HELD AT: WELLS FARGO / BANK OF NEW YORK MELLON

COLLATERAL SECURITY REQUIRED: \$448,692.37

TYPE OF PLEDGED INVESTMENT: GNMA

IN COMPLIANCE W/ DISTRICT INVESTMENT POLICY: YES



STATE OF TEXAS §

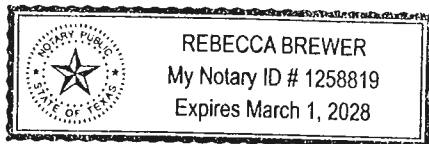

COUNTY OF HARRIS §

Avik Bonnerjee, being duly sworn, says that he is the Tax Assessor-Collector for the above named District and the foregoing contains a true and correct report accounting for all taxes collected for said District during the month therein stated.



Avik Bonnerjee, RTA

SWORN TO AND SUBSCRIBED BEFORE ME, this 1<sup>st</sup> day of April 2025.



Rebecca Brewer  
Notary Public, State of Texas  
Notary ID #1258819

My Commission Expires March 1, 2028



TAX SERVICE,LLC

**WEST PARK MUD**  
**FOR THE PERIOD ENDING 3/31/2025**

**MAINTENANCE & OPERATING**

M & O RATE	PERCENTAGE	COLLECTIONS	PENALTIES & INTEREST	LESS CORRECTION ROLLS	LESS REVERSALS	TRANSFER
0.160000	39.02%	\$7,417.40	\$0.00	(\$2,855.01)	\$0.00	\$1,780
0.160000	42.67%	\$467.53	\$0.00	\$0.00	\$0.00	\$199
0.130000	34.67%	\$157.75	\$0.00	\$0.00	\$0.00	\$54
0.080000	21.33%	\$120.99	\$0.00	\$0.00	\$0.00	\$25
0.000000	0.00%	\$0.00	\$0.00	\$0.00	\$0.00	\$0
0.000000	0.00%	\$0.00	\$0.00	\$0.00	\$0.00	\$0
0.000000	0.00%	\$0.00	\$0.00	\$0.00	\$0.00	\$0
0.000000	0.00%	\$0.00	\$0.00	\$0.00	\$0.00	\$0
0.000000	0.00%	\$0.00	\$0.00	\$0.00	\$0.00	\$0
0.000000	0.00%	\$0.00	\$0.00	\$0.00	\$0.00	\$0
0.000000	0.00%	\$0.00	\$0.00	\$0.00	\$0.00	\$0
0.000000	0.00%	\$0.00	\$0.00	\$0.00	\$0.00	\$0

**DEBT ONLY FOR 2020 AND  
PRIOR**

\$0.00	\$0.00
\$0.00	\$0.00
\$0.00	\$0.00

To clear Variance from last month

0.00

\$0
2,060

25  
1987

CIPAL TAX SERVICE, LLC  
INVEST FREEWAY, STE 505  
X 77040

MAIN 713-900-2680  
TOLL FREE 1-888-598-7409

WEST PARK MUD  
Deposits Report  
For Dates 3/1/2025 thru 3/31/2025

Bank	Deposit Date	Deposit No	Ck/Cash	CC	WACH	Deposit Amount
WELLS FARGO BANK.	3/3/2025	20250074	0	0	1	47.53
	3/11/2025	20250076	0	0	1	39.16
	3/13/2025	20250078	2	0	0	20.66
	3/13/2025	20250079	2	0	0	258.61
	3/13/2025	20250080	1	0	0	30.08
	3/14/2025	20250081	0	1	0	86.75
	3/2/2025	20250082	1	0	0	6,525.06
	3/20/2025	20250083	3	0	0	0.00
	3/20/2025	20250084	1	0	0	-2,502.64
	3/20/2025	20250085	0	0	1	119.65
	3/21/2025	20250086	2	0	0	188.45
	3/25/2025	20250087	0	1	0	41.15
	3/31/2025	20250088	1	0	0	46.18
	3/31/2025	20250089	2	0	0	1,390.91
	Total Deposits	14	15	2	3	6,291.55

GL Account Summary

	<u>2024</u>	<u>2023</u>	<u>2022</u>	<u>2021</u>	<u>Total Report</u>
Taxes Paid	4,562.39	467.53	157.75	120.99	5,308.66
Penalties Paid	-6.91	46.75	15.78	12.10	67.72
P&I Paid	74.78	133.71	55.53	34.60	298.62
Coll Fee Paid	16.39	129.60	45.81	33.54	225.34
Refund	391.21				391.21
	5,037.86	777.59	274.87	201.23	6,291.55

YOL CK 1988

4.1.25

# TEXAS REPORT OF UNCLAIMED PROPERTY

PAGE 1 OF 1

Holder name <b>WEST PARK MUNICIPAL UTILITY DISTRICT</b>	Federal Employer Identification Number (FEIN) <b>74-2128901</b>
--	--

Item no. <b>1</b>	Property type <b>MS05</b>	Property description <b>RES A3, BLK 1, GREENHOUSE MEDICAL CAMPUS ACREAGE 0.30430</b>	
Owner last name <b>MAP PROPERTIES LLC</b>		First name/middle initial	Title <b>OWNER</b>
Mailing address <b>2802 TIMMONS LN UNIT 27161</b>		City, state, ZIP code <b>HOUSTON, TX 77227-0163</b>	Country, if <i>not</i> U.S.A.
Date of last contact <b>4/1/2021</b>	OR FROM	Periodic payments TO	Owner Social Security Number (SSN) Amount remitted to Comptroller <b>\$ 523.26</b>
Owner driver's license number		Owner e-mail address	
<b>COMPLETE ADDITIONAL OWNER BOXES (BELOW) IF THERE IS MORE THAN ONE OWNER FOR THIS PROPERTY.</b>			
Additional owner last name		First name/middle initial	Additional owner title Additional owner SSN
Additional owner last name		First name/middle initial	Additional owner title Additional owner SSN

Item no. <b>2</b>	Property type <b>MS05</b>	Property description <b>BUSINESS PERSONAL PROPERTY M&amp;E</b>	
Owner last name <b>RENAL THERAPIES 150336</b>		First name/middle initial <b>FUSA MARKETING</b>	Title <b>OWNER</b>
Mailing address <b>920 WINTER ST</b>		City, state, ZIP code <b>WALTHAM, MA 02451-1521</b>	Country, if <i>not</i> U.S.A.
Date of last contact <b>7/1/2021</b>	OR FROM	Periodic payments TO	Owner Social Security Number (SSN) Amount remitted to Comptroller <b>\$ 2.91</b>
Owner driver's license number		Owner e-mail address	
<b>COMPLETE ADDITIONAL OWNER BOXES (BELOW) IF THERE IS MORE THAN ONE OWNER FOR THIS PROPERTY.</b>			
Additional owner last name		First name/middle initial	Additional owner title Additional owner SSN
Additional owner last name		First name/middle initial	Additional owner title Additional owner SSN

Item no.	Property type	Property description	
Owner last name		First name/middle initial	Title
Mailing address		City, state, ZIP code	Country, if <i>not</i> U.S.A.
Date of last contact	OR FROM	Periodic payments TO	Owner Social Security Number (SSN) Amount remitted to Comptroller \$
Owner driver's license number		Owner e-mail address	
<b>COMPLETE ADDITIONAL OWNER BOXES (BELOW) IF THERE IS MORE THAN ONE OWNER FOR THIS PROPERTY.</b>			
Additional owner last name		First name/middle initial	Additional owner title Additional owner SSN
Additional owner last name		First name/middle initial	Additional owner title Additional owner SSN

IF LAST PAGE, ENTER  
GRAND TOTAL REMITTED \$ **526.17**

PAGE TOTAL \$ **526.17**

*pd CR 1989 4.1.25*

# 2020 TAX RECEIPT

WEST PARK MUD  
 AVIK BONNERJEE, TAX ASSESSOR COLLECTOR  
 13333 NORTHWEST FREEWAY, SUITE 620  
 HOUSTON, TX 77040

Hours: MON - THU 8 - 4 FRI 8 - 12  
 Web: WWW.BAMUNITAX.COM

Phone: 713-900-2680  
 Fax: 713-900-2685

Jur No	Stmt Date	Delinquent Date	Receipt No
897	4/9/2025	2/2/2021	176

Account No 2334942

**TAXES ARE DUE UPON RECEIPT. TAXES WILL BECOME DELINQUENT AFTER February 01, 2021. PAYMENT MUST BE POSTMARKED BEFORE DELINQUENT DATE TO AVOID ADDITIONAL PENALTIES AND INTEREST.**

Taxes that remain delinquent on April 01, 2021 will incur an additional penalty to defray costs of collection per Section 33.07, 33.08 and/or 33.11 of the Texas Property Tax Code.

Please contact the Appraisal District concerning any corrections in appraised value, ownership, address changes or any application for exemptions.  
 Harris County Appraisal District  
 www.hcad.org 713-957-7800

Owner Name and Address

RENAL THERAPIES 150336  
 FUSA MARKETING  
 920 WINTER ST  
 WALTHAM, MA 02451-1521

**\*\*RETURN SERVICE REQUESTED\*\***

Appraised Values		Property Information				
Personal Property	1,146	Business Personal Property M&E	L1			
		Service Address				
		02222 GREENHOUSE RD 77084				
100% Assessed Value	1,146					
Taxing Unit		Less Exemptions		Taxable Value	Tax Rate	Tax Levy
WESTPARK MUD				1,146	0.325000 per \$100	3.72
<i>Unclaimed Property</i>  <b>3/02/21 to 3/01/22</b>				Current Taxes Due		3.72

Payment Date	Due Before Payment	Paid By	Taxes Paid	CAD Penalties Paid	P & I Paid	Atty Fee Paid	Other Paid	Total Payment
03/18/2021	7.23	Celia Carmichael	6.63	0.00	0.60	0.00	0.00	7.23
06/15/2021	0.00	RENAL THERAPIES 150336	-2.91	0.00	0.00	0.00	0.00	0.00
07/01/2021	-2.91	CK 1661	0.00	0.00	0.00	0.00	0.00	-2.91
06/30/2022	2.91	VOID CK 1661 (STALE DATE)	0.00	0.00	0.00	0.00	0.00	2.91
<div>2.91</div> <div>pd ck 1989 4.1.25</div>								
2020 Paid in Full						Total Paid	7.23	

**2018 TAX RECEIPT**

WEST PARK MUD  
 AVIK BONNERJEE, TAX ASSESSOR COLLECTOR  
 13333 NORTHWEST FREEWAY, SUITE 620  
 HOUSTON, TX 77040

Hours: MON - THU 8 - 4 FRI 8 - 12  
 Web: WWW.BAMUNITAX.COM

Phone: 713-900-2680  
 Fax: 713-900-2685

Jur No	Stmnt Date	Delinquent Date	Receipt No
897	4/9/2025	2/1/2019	37

Account No 133-397-001-0004

**TAXES ARE DUE UPON RECEIPT. TAXES WILL BECOME DELINQUENT AFTER January 31, 2019. PAYMENT MUST BE POSTMARKED BEFORE DELINQUENT DATE TO AVOID ADDITIONAL PENALTIES AND INTEREST.**

Taxes that remain delinquent on July 02, 2019 will incur an additional penalty to defray costs of collection per Section 33.07, 33.08 and/or 33.11 of the Texas Property Tax Code.

Please contact the Appraisal District concerning any corrections in appraised value, ownership, address changes or any application for exemptions.

Harris County Appraisal District  
 www.hcad.org 713-957-7800

Owner Name and Address	
<b>MAP PROPERTIES LLC</b> <b>2802 TIMMONS LN UNIT 27161</b> <b>HOUSTON, TX 77227-0163</b>	
<b>**RETURN SERVICE REQUESTED**</b>	

Appraised Values		Property Information
Improvement	585,940	RES A3 BLK 1
Land Value	159,060	GREENHOUSE MEDICAL CAMPUS
		Acreage: 0.30430
		Service Address
		2222 GREENHOUSE RD 800
		77084
		77084
100% Assessed Value	745,000	

Comparisons of the last six (6) years					
Year	Appraised	Taxable	Rate	Taxes	% Change
2018	745,000	745,000	0.420000	3,129.00	1.35%
2017	671,132	671,132	0.460000	3,087.21	-21.90%
2016	681,554	681,554	0.580000	3,953.01	-28.25%
2015	847,555	847,555	0.650000	5,509.11	44.66%
2014	585,902	585,902	0.650000	3,808.36	N/A
N/A	N/A	N/A	N/A	N/A	N/A
% Change between 2018 and 2014					
	27.15%	27.15%	-35.38%	-17.84%	

Taxing Unit	Less Exemptions	Taxable Value	Tax Rate	Tax Levy
WESTPARK MUD		745,000	0.420000 per \$100	3,129.00

IF YOU ARE 65 YEARS OF AGE OR OLDER OR ARE DISABLED AND THE PROPERTY DESCRIBED IN THIS DOCUMENT IS YOUR RESIDENCE HOMESTEAD, YOU SHOULD CONTACT THE APPRAISAL DISTRICT REGARDING ANY ENTITLEMENT YOU MAY HAVE TO A POSTPONEMENT IN THE PAYMENT OF THESE TAXES.

*Unclaimed Property*

**3/02/21 to 3/01/22**

Current Taxes Due	3,129.00

Payment Date	Due Before Payment	Paid By	Taxes Paid	CAD Penalties Paid	P & I Paid	Atty Fee Paid	Other Paid	Total Payment
01/30/2019	3,652.26	DOW HEALTHCARE MANAGEMENT INC	3,652.26	0.00	0.00	0.00	0.00	3,652.26
03/18/2021	0.00	SCF RC FUNDING IV LLC	-523.26	0.00	0.00	0.00	0.00	0.00
04/01/2021	-523.26	SCF RC FUNDING IV LLC	0.00	0.00	0.00	0.00	0.00	-523.26
06/23/2021	523.26	VOID CK 1641 (DUE TO RET. MAIL)	0.00	0.00	0.00	0.00	0.00	523.26
<b>2018 Paid in Full</b>							<b>Total Paid</b>	<b>3,652.26</b>

*<523.26>*

*void ck 1989 4.1.25*

# 2024 TAX RECEIPT

WEST PARK MUD  
 AVIK BONNERJEE, TAX ASSESSOR COLLECTOR  
 13333 NORTHWEST FREEWAY, SUITE 620  
 HOUSTON, TX 77040

Hours: MON - THU 8 - 4 FRI 8 - 12  
 Web: WWW.BAMUNITAX.COM

Phone: 713-900-2680  
 Fax: 713-900-2685

Jur No	Stmt Date	Delinquent Date	Receipt No
897	4/10/2025	2/1/2025	200
Account No		2329651	

TAXES ARE DUE UPON RECEIPT. TAXES WILL BECOME DELINQUENT AFTER January 31, 2025. PAYMENT MUST BE POSTMARKED BEFORE DELINQUENT DATE TO AVOID ADDITIONAL PENALTIES AND INTEREST.

Taxes that remain delinquent on April 01, 2025 will incur an additional penalty to defray costs of collection per Section 33.07,33.08 and/or 33.11 of the Texas Property Tax Code.

Please contact the Appraisal District concerning any corrections in appraised value, ownership, address changes or any application for exemptions.  
 Harris County Appraisal District  
 www.hcad.org 713-957-7800

Owner Name and Address

FIVE GUYS BURGER  
 ERE HOUSTON FRY FG LLC  
 6900 DALLAS PARKWAY 3RD FLOOR  
 PLANO, TX 75024-9871

\*\*RETURN SERVICE REQUESTED\*\*

Appraised Values		Property Information				
Personal Property	0	Business Personal Property CMP F&F INV M&E SUP				
		L1				
		Service Address				
01150 FRY RD 77084						
100% Assessed Value	0					
Taxing Unit		Less Exemptions		Taxable Value	Tax Rate	Tax Levy
WESTPARK MUD				0	0.410000 per \$100	0.00
				Current Taxes Due		0.00

Payment Date	Due Before Payment	Paid By	Taxes Paid	CAD Penalties Paid	P & I Paid	Atty Fee Paid	Other Paid	Total Payment
01/24/2025	348.19	FIVE GUYS BURGER	316.54	31.65	0.00	0.00	0.00	348.19
03/20/2025	0.00	FIVE GUYS BURGER	-316.54	-31.65	0.00	0.00	0.00	0.00
CORRECTION ROLL								
7								
(348.19)								
pol CK 1990 4/1.25								
2024 Paid in Full							Total Paid	348.19

WEST PARK MUD  
AVIK BONNERJEE, TAX ASSESSOR COLLECTOR  
13333 NORTHWEST FREEWAY, SUITE 620  
HOUSTON, TX 77040

Phone: 713-900-2680  
Fax: 713-900-2685

Payment Date	Due Before Payment	Paid By	Taxes Paid	CAD Penalties Paid	P & I Paid	Atty Fee Paid	Other Paid	Total Payment
01/31/2025	47.12	BUDGET HEATING & AIR CONDITIONING INC	47.12	0.00	0.00	0.00	0.00	47.12
03/20/2025	0.00	BUDGET HEATING & AIR CONDITIONING INC	-35.83	0.00	0.00	0.00	0.00	0.00
<b>CORRECTION ROLL</b> <div style="display: flex; justify-content: space-around; align-items: center;"> <div style="text-align: center;"> <u>7</u> </div> <div style="font-size: 2em;"> &lt; 35.83 &gt; </div> </div>								
<i>pd ck 1991</i>						<i>4.125</i>		
<b>2024 Paid in Full</b>						<b>Total Paid</b>	<b>47.12</b>	



WEST PARK MUD  
AVIK BONNERJEE, TAX ASSESSOR COLLECTOR  
13333 NORTHWEST FREEWAY, SUITE 620  
HOUSTON, TX 77040

Phone: 713-900-2680  
Fax: 713-900-2685

Owner Name and Address
ANGEL AUTO TRUCK SERVICES 88 COUNTY ROAD 3295 CLEVELAND, TX 77327-4236
**RETURN SERVICE REQUESTED**

Jur No	Stmt Date	Delinquent Date	Receipt No
897	4/10/2025	2/1/2025	424
Account No		2386622	
<p><b>TAXES ARE DUE UPON RECEIPT. TAXES WILL BECOME DELINQUENT AFTER January 31, 2025. PAYMENT MUST BE POSTMARKED BEFORE DELINQUENT DATE TO AVOID ADDITIONAL PENALTIES AND INTEREST.</b></p> <p>Taxes that remain delinquent on April 01, 2025 will incur an additional penalty to defray costs of collection per Section 33.07,33.08 and/or 33.11 of the Texas Property Tax Code.</p>			
<p><b>Please contact the Appraisal District concerning any corrections in appraised value, ownership, address changes or any application for exemptions.</b></p> <p><b>Harris County Appraisal District</b>  <a href="http://www.hcad.org">www.hcad.org</a> 713-957-7800</p>			

Appraised Values		Property Information				
Personal Property	6,584	Vehicles VHCLS				
			L1			
		Service Address				
		19321 PARK ROW DR 77084 77084				
100% Assessed Value	6,584					
Taxing Unit		Less Exemptions		Taxable Value	Tax Rate	Tax Levy
WESTPARK MUD				6,584	0.410000 per \$100	26.99
				Current Taxes Due		26.99
				Late Rend. Penalty		2.70

Payment Date	Due Before Payment	Paid By	Taxes Paid	CAD Penalties Paid	P & I Paid	Atty Fee Paid	Other Paid	Total Payment
03/21/2025	39.55	ANGEL AUTO TRUCK SERVICES	26.99	2.70	2.67	0.00	0.00	39.55
OVER PAYMENT								
						< 7.19 >		
2024 Paid in Full						Total Paid	39.55	



MUNICIPAL TAX SERVICE, LLC

Invoice

Date	Invoice #
4/1/2025	897-395

Bill To
West Park Municipal Utility District B&A Municipal Tax Service LLC 13333 Northwest Freeway Suite 620 Houston, TX 77040

Description	Unit Count	Rate	Amount
Avik Bonnerjee, RTA - Tax Assessor Collector Fee April 2025.		1,553.45	1,553.45
2024 Additional Unit Count Invoiced 2025	-12	0.90	-10.80
Thank you for your business.		<b>Total</b>	\$1,542.65

PAID CK 1993 4.1.25



MUNICIPAL TAX SERVICE, LLC

Invoice

Date	Invoice #
4/1/2025	897-396

Bill To
West Park Municipal Utility District B&A Municipal Tax Service LLC 13333 Northwest Freeway Suite 620 Houston, TX 77040

Description	Unit Count	Rate	Amount
Copies	493	0.20	98.60
Postage, Mailing, and Handling (11)		10.01	10.01
Roll Update & Processing Monthly Fee		65.00	65.00
Statement Mailing and Handling: DMR 3308's - 1st Qtr 2025		119.75	119.75
Statement Mailing and Handling: DMR Delinquent Personal Property Statements and/or Monthly Delinquent Statements		127.37	127.37
Records Retention		7.71	7.71
Meeting Travel Time/Mileage/Time (February 2025)		102.08	102.08
Thank you for your business.		<b>Total</b>	<b>\$530.52</b>

pd CK 1994 4.1.25

Account No/Name/Address	Cad No/Property Descr.		
0746047	0746047	Over 65	No
PIN OAK CLINIC	Business Personal Property	Veteran	No
DR LYNN R GIBBS	CMP F&F M&E SUP	Installment Code	N
19255 PARK ROW STE 203			
HOUSTON, TX 77084-7310			

19255 PARK ROW DR ; 77084 ; 77084

Year	Stmt Date	Delq Date	Code	Taxes	Penalties	Payments	Due Mar, 2025		Due Apr, 2025		Due May, 2025	
							Del. P&I	Due	Del. P&I	Due	Del. P&I	Due
2024	10/31/2024	2/1/2025		43.62	4.36	0.00	4.32	52.30	15.93	63.91	17.08	65.06
2023	10/26/2023	2/1/2024		39.89	3.99	0.00	22.47	66.35	23.00	66.88	23.52	67.40
2022	10/28/2022	2/1/2023		39.89	3.99	0.00	28.78	72.66	29.31	73.19	29.84	73.72
2021	10/18/2021	2/1/2022		39.89	3.99	0.00	35.10	78.98	35.63	79.51	36.16	80.04
Totals				163.29	16.33	0.00	90.67	270.29	103.87	283.49	106.60	286.22

0772574	0772574	Over 65	No
UR DELI INC	Business Personal Property	Veteran	No
1550 FOXLAKE DR STE 196	F&F INV M&E	Installment Code	N
HOUSTON, TX 77084-4739			

01550 FOXLAKE DR ; 77084

Year	Stmt Date	Delq Date	Code	Taxes	Penalties	Payments	Due Mar, 2025		Due Apr, 2025		Due May, 2025	
							Del. P&I	Due	Del. P&I	Due	Del. P&I	Due
2021	10/18/2021	2/1/2022		11.07	1.11	0.00	9.74	21.92	9.89	22.07	10.03	22.21

1008495	1008495	Over 65	No
ALLEGRO WEST ACADEMY OF DANCE	Business Personal Property	Veteran	No
STEEL CATRIONA	F&F MISC ASSETS	Installment Code	N
19506 LAUREL PARK LN			
HOUSTON, TX 77094-3033			

01718 FRY RD ; 77084

Year	Stmt Date	Delq Date	Code	Taxes	Penalties	Payments	Due Mar, 2025		Due Apr, 2025		Due May, 2025	
							Del. P&I	Due	Del. P&I	Due	Del. P&I	Due
2021	10/18/2021	2/1/2022		27.56	2.76	0.00	24.26	54.58	24.62	54.94	24.99	55.31
2020	12/9/2020	2/2/2021		23.89	2.39	0.00	24.80	51.08	25.13	51.41	25.44	51.72
Totals				51.45	5.15	0.00	49.06	105.66	49.75	106.35	50.43	107.03

115-393-000-0025	1153930000025	Acreage: 0.023000	Over 65	No
PATRICK W BRYANT	RES I-1		Veteran	No
2316 SHAKESPEARE ST	WESTGATE BUSINESS PARK 1 R/P		Installment Code	N
HOUSTON, TX NS-----				

ATRIUM PL ; 77084 ; 77084

Year	Stmt Date	Delq Date	Code	Taxes	Penalties	Payments	Due Mar, 2025		Due Apr, 2025		Due May, 2025	
							Del. P&I	Due	Del. P&I	Due	Del. P&I	Due
2024	10/31/2024	2/1/2025		0.20	0.00	0.00	0.02	0.22	0.02	0.22	0.03	0.23

115-393-000-0026	1153930000026	Acreage: 0.023000	Over 65	No
DIGNAM MICHAEL F JR	RES I-2		Veteran	No
WOLTERMAN DANIEL	(DIRECTORS LOT 2)		Installment Code	N
814 TULANE ST	WESTGATE BUSINESS PARK 1 R/P			
HOUSTON, TX 77007-1534				

ATRIUM PL ; 77084 ; 77084

Year	Stmt Date	Delq Date	Code	Taxes	Penalties	Payments	Due Mar, 2025		Due Apr, 2025		Due May, 2025	
							Del. P&I	Due	Del. P&I	Due	Del. P&I	Due
2024	10/31/2024	2/1/2025		0.20	0.00	0.00	0.02	0.22	0.02	0.22	0.03	0.23

115-393-000-0027	1153930000027	Acreage: 0.023000	Over 65	No
COFFING ANN	RES I-3		Veteran	No
8760 WESTHEIMER RD APT 79	WESTGATE BUSINESS PARK 1 R/P		Installment Code	N
HOUSTON, TX 77063-4237				

ATRIUM PL ; 77084

Year	Stmt Date	Delq Date	Code	Taxes	Penalties	Payments	Due Mar, 2025		Due Apr, 2025		Due May, 2025	
							Del. P&I	Due	Del. P&I	Due	Del. P&I	Due
2024	10/31/2024	2/1/2025		0.20	0.00	0.00	0.02	0.22	0.02	0.22	0.03	0.23

Account No/Name/Address	Cad No/Property Descr.			
115-393-000-0028 HUDSON H BROCK 4031 SUL ROSS ST HOUSTON, TX 77027-5719	1153930000028 RES I-4 WESTGATE BUSINESS PARK 1 R/P	Acreage: 0.023000	Over 65 Veteran Installment Code	No No N

## ATRIUM PL ; 77084

Year	Stmt Date	Delq Date	Code	Taxes	Penalties	Payments	Due Mar, 2025		Due Apr, 2025		Due May, 2025	
							Del. P&I	Due	Del. P&I	Due	Del. P&I	Due
2024	10/31/2024	2/1/2025		0.20	0.00	0.00	0.02	0.22	0.02	0.22	0.03	0.23

115-393-000-0029 GARZA NATALIE 6248 BURGOYNE RD HOUSTON, TX 77057-3512	1153930000029 RES I-5 WESTGATE BUSINESS PARK 1 R/P	Acreage: 0.023000	Over 65 Veteran Installment Code	No No N
---	--	-------------------	--	---------------

## ATRIUM PL ; 77084 ; 77084

Year	Stmt Date	Delq Date	Code	Taxes	Penalties	Payments	Due Mar, 2025		Due Apr, 2025		Due May, 2025	
							Del. P&I	Due	Del. P&I	Due	Del. P&I	Due
2024	10/31/2024	2/1/2025		0.20	0.00	0.00	0.02	0.22	0.02	0.22	0.03	0.23

115-393-000-0055 PICKARD RICHARD K AT&T WIRELESS PCS LLC 5 GREENWAY PLAZA STE 3010 HOUSTON, TX 77046-0526	1153930000055 RES A8-A WESTGATE BUSINESS PARK SEC 1	Acreage: 0.024100	Over 65 Veteran Installment Code	No No N
---	---	-------------------	--	---------------

## FRY RD ; 77084

Year	Stmt Date	Delq Date	Code	Taxes	Penalties	Payments	Due Mar, 2025		Due Apr, 2025		Due May, 2025	
							Del. P&I	Due	Del. P&I	Due	Del. P&I	Due
2024	10/31/2024	2/1/2025		43.05	0.00	0.00	3.87	46.92	4.74	47.79	5.60	48.65
2023	10/26/2023	2/1/2024		39.38	0.00	0.00	20.16	59.54	20.63	60.01	21.11	60.49
Totals				82.43	0.00	0.00	24.03	106.46	25.37	107.80	26.71	109.14

133-397-001-0017 KATY ALLIED MEDICAL REAL ESTATE LP 25706 COREY COVE LN KATY, TX 77494-2912	1333970010017 RES A16 BLK 1 GREENHOUSE MEDICAL CAMPUS	Acreage: 0.432700	Over 65 Veteran Installment Code	No No N
--	---	-------------------	--	---------------

## 2222 GREENHOUSE RD 200 ; 77084

Year	Stmt Date	Delq Date	Code	Taxes	Penalties	Payments	Due Mar, 2025		Due Apr, 2025		Due May, 2025	
							Del. P&I	Due	Del. P&I	Due	Del. P&I	Due
2024	10/31/2024	2/1/2025		7,396.31	0.00	0.00	665.67	8,061.98	813.59	8,209.90	961.52	8,357.83

133-397-001-0019 HRI RE LLC 5300 VALERIE ST BELLAIRE, TX 77401-4813	1333970010019 RES A18 BLK 1 GREENHOUSE MEDICAL CAMPUS	Acreage: 0.275500	Over 65 Veteran Installment Code	No No N
--	---	-------------------	--	---------------

## 1300 GREENHOUSE RD ST 1300 ; 77084 ; 77084

Year	Stmt Date	Delq Date	Code	Taxes	Penalties	Payments	Due Mar, 2025		Due Apr, 2025		Due May, 2025	
							Del. P&I	Due	Del. P&I	Due	Del. P&I	Due
2024	12/20/2024	2/1/2025		3,444.00	0.00	0.00	309.96	3,753.96	378.84	3,822.84	447.72	3,891.72

133-827-001-0001 RADIUS WEST PROPERTY OWNER LP 42809 SOUTHER DR CENTREVILLE, VA 20120-1093	1338270010001 RES A BLK 1 FORRESTA VILLAGE	Acreage: 10.452700	Over 65 Veteran Installment Code	No No N
---	--	--------------------	--	---------------

## 1721 GREENHOUSE RD 361 ; 77084

Year	Stmt Date	Delq Date	Code	Taxes	Penalties	Payments	Due Mar, 2025		Due Apr, 2025		Due May, 2025	
							Del. P&I	Due	Del. P&I	Due	Del. P&I	Due
2024	10/31/2024	2/1/2025		229,406.13	0.00	219,350.00	905.05	10,961.18	1,106.17	11,162.30	1,307.30	11,363.43
Payment Date				Payment Amt	Taxes	Penalties	Del. P&I	Due	Atty Fees	Other Fees	Refund	
1/24/2025				219,350.00	0.00	219,350.00	0.00	0.00	0.00	0.00	0.00	

133-827-001-0005 APIC TEXAS HOLDINGS LLC 1333 HORSE CREEK DR FRISCO, TX 75036-1180	1338270010005 RES A3-A BLK 1 FORRESTA VILLAGE	Acreage: 1.119500	Over 65 Veteran Installment Code	No No N
---	---	-------------------	--	---------------

## 19300 KATY FWY ; 77084 ; 77084

Year	Stmt Date	Delq Date	Code	Taxes	Penalties	Payments	Due Mar, 2025		Due Apr, 2025		Due May, 2025	
							Del. P&I	Due	Del. P&I	Due	Del. P&I	Due
2024	10/31/2024	2/1/2025		11,493.61	0.00	0.00	1,034.42	12,528.03	1,264.30	12,757.91	1,494.17	12,987.78

Account No/Name/Address	Cad No/Property Descr.			
133-827-002-0002	1338270020002	Acreage: 6.134000	Over 65	No
VREC II TW GMP MOB SPE LP	RES B1 BLK 2		Veteran	No
8235 DOUGLAS AVE STE 450	FORRESTA VILLAGE		Installment Code	N
DALLAS, TX 75225-4300				

## 2051 GREENHOUSE RD ; 77084

Year	Stmt Date	Delq Date	Code	Taxes	Penalties	Payments	Due Mar, 2025		Due Apr, 2025		Due May, 2025	
							Del. P&I	Due	Del. P&I	Due	Del. P&I	Due
2024	10/31/2024	2/1/2025		141,689.55	0.00	106,600.00	3,158.06	38,247.61	3,859.85	38,949.40	4,561.64	39,651.19
	Payment Date	Payment Amt		Escrow	Taxes	Penalties	Del. P&I	Atty Fees	Other Fees	Refund		
	1/17/2025	106,600.00		0.00	106,600.00	0.00	0.00	0.00	0.00	0.00		

2000673	2000673	Over 65	No
REDBOX AUTOMATED RETAIL LLC	Leased Equipment	Veteran	No
15500 SE 30TH PL STE 105	INV M&E	Installment Code	N
BELLEVUE, WA 98007-6347			

## IN HARRIS COUNTY

Year	Stmt Date	Delq Date	Code	Taxes	Penalties	Payments	Due Mar, 2025		Due Apr, 2025		Due May, 2025	
							Del. P&I	Due	Del. P&I	Due	Del. P&I	Due
2024	10/31/2024	2/1/2025		48.80	0.00	0.00	4.39	53.19	16.20	65.00	17.37	66.17
2023	10/26/2023	2/1/2024		34.26	0.00	0.00	17.54	51.80	17.95	52.21	18.36	52.62
	Totals			83.06	0.00	0.00	21.93	104.99	34.15	117.21	35.73	118.79

2013646	2013646	Over 65	No
RDA PROMART	Business Personal Property	Veteran	No
ALL C'S ENTERPRISES, LLC	CMP F&F INV M&E	Installment Code	N
1718 FRY RD STE 305			
HOUSTON, TX 77084-5841			

## 01718 FRY RD ; 77084 ; 77084

Year	Stmt Date	Delq Date	Code	Taxes	Penalties	Payments	Due Mar, 2025		Due Apr, 2025		Due May, 2025	
							Del. P&I	Due	Del. P&I	Due	Del. P&I	Due
2024	10/31/2024	2/1/2025		1,475.29	147.53	0.00	146.05	1,768.87	538.78	2,161.60	577.73	2,200.55

2039739	2039739	Over 65	No
STANLEY CONVERGENT SECURITY SOLUTIONS	Multi-Locations	Veteran	No
ATTN TAX DEPT	M&E	Installment Code	N
3800 TABS DR			
UNIONTOWN, OH 44685-9564			

ALARM SERVICE PROVIDERS  
HARRIS COUNTY

Year	Stmt Date	Delq Date	Code	Taxes	Penalties	Payments	Due Mar, 2025		Due Apr, 2025		Due May, 2025	
							Del. P&I	Due	Del. P&I	Due	Del. P&I	Due
2024	10/31/2024	2/1/2025		45.81	0.00	0.00	4.12	49.93	15.21	61.02	16.31	62.12
2023	10/26/2023	2/1/2024		30.42	0.00	0.00	15.58	46.00	15.94	46.36	16.31	46.73
	Totals			76.23	0.00	0.00	19.70	95.93	31.15	107.38	32.62	108.85

2080739	2080739	Over 65	No
APPLEBEE'S #8020	Business Personal Property	Veteran	No
APPLE HOUSTON RESTAURANTS INC	CMP F&F INV M&E	Installment Code	N
13355 NOEL RD STE 1645			
DALLAS, TX 75240-6835			

## 19625 RESTAURANT ROW ; 77084

Year	Stmt Date	Delq Date	Code	Taxes	Penalties	Payments	Due Mar, 2025		Due Apr, 2025		Due May, 2025	
							Del. P&I	Due	Del. P&I	Due	Del. P&I	Due
2024	10/31/2024	2/1/2025		250.90	0.00	0.00	22.58	273.48	83.30	334.20	89.32	340.22

2092875	2092875	Over 65	No
SYLVAN LEARNING CENTER	Business Personal Property	Veteran	No
MOTIVATED LEARNING CENTERS LLC	CMP F&F M&E MISC ASSETS	Installment Code	N
1718 FRY RD STE 335			
HOUSTON, TX 77084-5849			

## 01718 FRY RD ; 77084

Year	Stmt Date	Delq Date	Code	Taxes	Penalties	Payments	Due Mar, 2025		Due Apr, 2025		Due May, 2025	
							Del. P&I	Due	Del. P&I	Due	Del. P&I	Due
2020	10/14/2020	2/2/2021		7.80	0.00	0.00	7.37	15.17	7.45	15.25	7.55	15.35

2111113	2111113	Over 65	No
MEDICAL ASSOCIATES OF KATY	Business Personal Property	Veteran	No
C/O SOHAIL NOOR MD. PA	CMP F&F M&E SUP	Installment Code	N
2222 GREENHOUSE RD STE 200			
HOUSTON, TX 77084-7288			

## 02222 GREENHOUSE RD ; 77084

Year	Stmt Date	Delq Date	Code	Taxes	Penalties	Payments	Due Mar, 2025		Due Apr, 2025		Due May, 2025	
							Del. P&I	Due	Del. P&I	Due	Del. P&I	Due
2024	10/31/2024	2/1/2025		86.35	8.64	0.00	8.55	103.54	31.54	126.53	33.82	128.81

Account No/Name/Address				Cad No/Property Descr.									
2111206 KATY OPEN MRI ONE STEP DIAGNOSTIC 2051 GREENHOUSE RD STE 100 HOUSTON, TX 77084-7858				2111206 Business Personal Property CMP F&F M&E				Over 65 Veteran Installment Code		No No N			
				02051 GREENHOUSE RD ; 77084									
								Due Mar, 2025		Due Apr, 2025		Due May, 2025	
Year	Stmt Date	Delq Date	Code	Taxes	Penalties	Payments	Del. P&I	Due	Del. P&I	Due	Del. P&I	Due	
2024	10/31/2024	2/1/2025		868.27	86.83	0.00	85.96	1,041.06	317.09	1,272.19	340.01	1,295.11	
2112139 CAPSTONE CLASSICAL ACADEMY CAPSTONE CLASSICAL ACADEMY LLC 17117 WESTHEIMER RD HOUSTON, TX 77082-1259				2112139 Business Personal Property F&F M&E SUP				Over 65 Veteran Installment Code		No No N			
				01507 RICEFIELD DR ; 77084									
								Due Mar, 2025		Due Apr, 2025		Due May, 2025	
Year	Stmt Date	Delq Date	Code	Taxes	Penalties	Payments	Del. P&I	Due	Del. P&I	Due	Del. P&I	Due	
2021	10/18/2021	2/1/2022		54.43	5.44	0.00	47.90	107.77	48.61	108.48	49.33	109.20	
2020	10/14/2020	2/2/2021		47.17	4.72	0.00	48.98	100.87	49.61	101.50	50.23	102.12	
Totals				101.60	10.16	0.00	96.88	208.64	98.22	209.98	99.56	211.32	
2124888 THE STEWART ORGANIZATION, INC ATTN: SHANNON GREENE PO BOX 166708 IRVING, TX 75016-6708				2124888 Leased Equipment CMP M&E				Over 65 Veteran Installment Code		No No N			
				IN HARRIS COUNTY									
								Due Mar, 2025		Due Apr, 2025		Due May, 2025	
Year	Stmt Date	Delq Date	Code	Taxes	Penalties	Payments	Del. P&I	Due	Del. P&I	Due	Del. P&I	Due	
2024	10/31/2024	2/1/2025		50.32	0.00	0.00	4.53	54.85	16.71	67.03	17.91	68.23	
2189733 CASH STORE #7197 COTTONWOOD FINANCIAL TEXAS LLC 2100 W WALNUT HILL LN STE 300 IRVING, TX 75038-3268				2189733 Business Personal Property CMP F&F M&E MISC ASSETS SUP				Over 65 Veteran Installment Code		No No N			
				01456 FRY RD ; 77084 ; 77084									
								Due Mar, 2025		Due Apr, 2025		Due May, 2025	
Year	Stmt Date	Delq Date	Code	Taxes	Penalties	Payments	Del. P&I	Due	Del. P&I	Due	Del. P&I	Due	
2024	10/31/2024	2/1/2025		38.29	0.00	0.00	3.45	41.74	12.71	51.00	13.63	51.92	
2208034 MW PAPER & GRAPHICS SUPPLY INC DBA COTTO 1718 FRY RD STE 205 HOUSTON, TX 77084-5840				2208034 Vehicles VHCLS				Over 65 Veteran Installment Code		No No N			
				01718 FRY RD ; 77084									
								Due Mar, 2025		Due Apr, 2025		Due May, 2025	
Year	Stmt Date	Delq Date	Code	Taxes	Penalties	Payments	Del. P&I	Due	Del. P&I	Due	Del. P&I	Due	
2015	10/13/2015	2/2/2016	L	114.37	11.44	0.00	0.07	0.11	0.07	0.11	0.07	0.11	
Lawsuit: 10/24/2016													
Payment Date		Payment Amt		Escrow	Taxes	Penalties	Del. P&I	Atty Fees	Other Fees	Refund			
11/9/2020		125.77		0.00	125.77	0.00	0.00	0.00	0.00	0.00			
2220238 RND TECHNOLOGY CORP 1718 FRY RD STE 200 HOUSTON, TX 77084-5840				2220238 Business Personal Property CMP SUP				Over 65 Veteran Installment Code		No No N			
				01718 FRY RD ; 77084									
								Due Mar, 2025		Due Apr, 2025		Due May, 2025	
Year	Stmt Date	Delq Date	Code	Taxes	Penalties	Payments	Del. P&I	Due	Del. P&I	Due	Del. P&I	Due	
2024	10/31/2024	2/1/2025		22.14	2.21	0.00	2.19	26.54	8.09	32.44	8.67	33.02	
2224589 OILSOURCE OILSOURCE INC 18507 GARDENS END LN HOUSTON, TX 77084-0015				2224589 Vehicles VHCLS				Over 65 Veteran Installment Code		No No N			
				19407 PARK ROW ; 77084 ; 77084									
								Due Mar, 2025		Due Apr, 2025		Due May, 2025	
Year	Stmt Date	Delq Date	Code	Taxes	Penalties	Payments	Del. P&I	Due	Del. P&I	Due	Del. P&I	Due	
2021	10/18/2021	2/1/2022		65.80	6.58	0.00	57.90	130.28	58.77	131.15	59.64	132.02	

Account No/Name/Address				Cad No/Property Descr.									
2225001 BCTEC BCTEC CORPORATION 6201 SNEED COVE APT 135 AUSTIN, TX 78744-4200				2225001 Vehicles VHCLS				Over 65	No				
								Veteran	No				
								Installment Code	N				
				01718 FRY RD ; 77084									
Year	Stmt Date	Delq Date	Code	Taxes	Penalties	Payments	Due Mar, 2025		Due Apr, 2025		Due May, 2025		
							Del. P&I	Due	Del. P&I	Due	Del. P&I	Due	
2018	2/26/2019	4/2/2019		15.75	0.00	0.00	19.03	34.78	19.22	34.97	19.40	35.15	
2226442 TODAY'S VISION KATY C.E. WELLS CARE, L.L.C. 1350 FRY RD HOUSTON, TX 77084-5809				2226442 Business Personal Property CMP F&F INV M&E RAW SUP				Over 65	No				
								Veteran	No				
								Installment Code	N				
				01350 FRY RD ; 77084									
Year	Stmt Date	Delq Date	Code	Taxes	Penalties	Payments	Due Mar, 2025		Due Apr, 2025		Due May, 2025		
							Del. P&I	Due	Del. P&I	Due	Del. P&I	Due	
2024	10/31/2024	2/1/2025		1,160.14	116.01	0.00	114.85	1,391.00	423.69	1,699.84	454.31	1,730.46	
2228369 ECO PHARMACY OF KATY WEST LLC 2277 PLAZA DR STE 290 SUGAR LAND, TX 77479-6609				2228369 Business Personal Property CMP F&F INV M&E				Over 65	No				
								Veteran	No				
								Installment Code	N				
				19255 PARK ROW ; 77084									
Year	Stmt Date	Delq Date	Code	Taxes	Penalties	Payments	Due Mar, 2025		Due Apr, 2025		Due May, 2025		
							Del. P&I	Due	Del. P&I	Due	Del. P&I	Due	
2018	10/11/2018	2/1/2019		764.20	76.42	0.00	1,035.64	1,876.26	1,045.73	1,886.35	1,055.82	1,896.44	
2234621 TRICON RESIDENTIAL TRICON AMERICAN HOMES LLC 15771 REO HILL AVE TUSTIN, CA 92780-7303				2234621 Business Personal Property CMP F&F M&E SUP				Over 65	No				
								Veteran	No				
								Installment Code	N				
				19424 PARK ROW ; 77084 ; 77084									
Year	Stmt Date	Delq Date	Code	Taxes	Penalties	Payments	Due Mar, 2025		Due Apr, 2025		Due May, 2025		
							Del. P&I	Due	Del. P&I	Due	Del. P&I	Due	
2024	10/31/2024	2/1/2025		19.19	1.92	0.00	1.90	23.01	7.01	28.12	7.51	28.62	
2023	10/26/2023	2/1/2024		17.55	1.76	0.00	9.89	29.20	10.11	29.42	10.35	29.66	
Totals				36.74	3.68	0.00	11.79	52.21	17.12	57.54	17.86	58.28	
2237141 PRONTO HOLDCO INC PRONTO GENERAL AGENCY LTD 805 MEDIA LUNA ST BROWNSVILLE, TX 78520-4056				2237141 Business Personal Property CMP F&F INSIDE HEB				Over 65	No				
								Veteran	No				
								Installment Code	N				
				01550 FRY RD ; 77084 ; 77084									
Year	Stmt Date	Delq Date	Code	Taxes	Penalties	Payments	Due Mar, 2025		Due Apr, 2025		Due May, 2025		
							Del. P&I	Due	Del. P&I	Due	Del. P&I	Due	
2021	10/18/2021	2/1/2022		18.94	0.00	0.00	15.15	34.09	15.38	34.32	15.61	34.55	
2241366 NOW SPECIALTIES, INC 19407 PARK ROW STE 150 HOUSTON, TX 77084-7212				2241366 Vehicles VHCLS				Over 65	No				
								Veteran	No				
								Installment Code	N				
				19407 PARK ROW ; 77084									
Year	Stmt Date	Delq Date	Code	Taxes	Penalties	Payments	Due Mar, 2025		Due Apr, 2025		Due May, 2025		
							Del. P&I	Due	Del. P&I	Due	Del. P&I	Due	
2019	3/19/2020	5/1/2020		165.81	0.00	0.00	174.44	340.25	176.42	342.23	178.41	344.22	
2244223 LEOBARDO L ALDERETE MARTINEZ 19606 PARK ROW APT 224 HOUSTON, TX 77084-6010				2244223 Vehicles VHCLS				Over 65	No				
								Veteran	No				
								Installment Code	N				
				19606 PARK ROW DR ; 77084									
Year	Stmt Date	Delq Date	Code	Taxes	Penalties	Payments	Due Mar, 2025		Due Apr, 2025		Due May, 2025		
							Del. P&I	Due	Del. P&I	Due	Del. P&I	Due	
2018	10/11/2018	2/1/2019		17.04	1.70	0.00	23.09	41.83	23.31	42.05	23.54	42.28	
2017	10/11/2017	2/1/2018		20.58	2.06	0.00	31.16	53.80	31.42	54.06	31.70	54.34	
2016	10/11/2016	2/1/2017		34.57	3.46	0.00	57.80	95.83	58.26	96.29	58.71	96.74	
Totals				72.19	7.22	0.00	112.05	191.46	112.99	192.40	113.95	193.36	



Account No/Name/Address				Cad No/Property Descr.									
2244544				2244544				Over 65		No			
RDA PROMART				Vehicles				Veteran		No			
ALL C ENTERPRISES LLC				VHCLS				Installment Code		N			
1718 FRY RD STE 305													
HOUSTON, TX 77084-5841													
01718 FRY RD ; 77084													
Year	Stmt Date	Delq Date	Code	Taxes	Penalties	Payments	Due Mar, 2025		Due Apr, 2025		Due May, 2025		
							Del. P&I	Due	Del. P&I	Due	Del. P&I	Due	
2024	10/31/2024	2/1/2025		126.96	12.70	0.00	12.57	152.23	46.36	186.02	49.72	189.38	
2268915				2268915				Over 65		No			
QUICK WEIGHT LOSS CENTERS				Business Personal Property				Veteran		No			
QUICK WEIGHT LOSS CENTERS LLC				CMP F&F INV M&E MISC ASSETS SUP				Installment Code		N			
1883 W STATE ROAD 84 STE 106													
FORT LAUDERDALE, FL 33315-2232													
19730 KATY FWY ; 77094													
Year	Stmt Date	Delq Date	Code	Taxes	Penalties	Payments	Due Mar, 2025		Due Apr, 2025		Due May, 2025		
							Del. P&I	Due	Del. P&I	Due	Del. P&I	Due	
2024	10/31/2024	2/1/2025		90.09	9.01	0.00	8.92	108.02	32.90	132.00	35.28	134.38	
2023	10/26/2023	2/1/2024		80.84	8.08	0.00	45.53	134.45	46.60	135.52	47.66	136.58	
2022	10/28/2022	2/1/2023		77.14	7.71	0.00	55.66	140.51	56.68	141.53	57.70	142.55	
2021	12/15/2021	2/1/2022		74.38	7.44	0.00	65.46	147.28	66.44	148.26	67.42	149.24	
2020	10/14/2020	2/2/2021		64.46	6.45	0.00	66.93	137.84	67.79	138.70	68.64	139.55	
Totals				386.91	38.69	0.00	242.50	668.10	270.41	696.01	276.70	702.30	
2276244				2276244				Over 65		No			
KRISTIN N SCHMIDT MD PLLC				Business Personal Property				Veteran		No			
18400 KATY FWY STE 530				CMP F&F M&E SUP				Installment Code		N			
HOUSTON, TX 77094-1376													
02222 GREENHOUSE RD ; 77084 ; 77084													
Year	Stmt Date	Delq Date	Code	Taxes	Penalties	Payments	Due Mar, 2025		Due Apr, 2025		Due May, 2025		
							Del. P&I	Due	Del. P&I	Due	Del. P&I	Due	
2024	10/31/2024	2/1/2025		1,595.64	159.56	0.00	157.97	1,913.17	582.72	2,337.92	624.86	2,380.06	
2278074				2278074				Over 65		No			
HOUSTON RHEUMATOLOGY INSTITUTE PLLC				Business Personal Property				Veteran		No			
2222 GREENHOUSE RD STE 1300				CMP F&F M&E SUP				Installment Code		N			
HOUSTON, TX 77084-7777													
02222 GREENHOUSE RD ; 77084 ; 77084													
Year	Stmt Date	Delq Date	Code	Taxes	Penalties	Payments	Due Mar, 2025		Due Apr, 2025		Due May, 2025		
							Del. P&I	Due	Del. P&I	Due	Del. P&I	Due	
2024	10/31/2024	2/1/2025		607.89	60.79	0.00	60.18	728.86	222.00	890.68	238.05	906.73	
2279923				2279923				Over 65		No			
A C EXPORT ENVIOS A VENEZUELA				Business Personal Property				Veteran		No			
A C EXPORT LLC				CMP F&F M&E SUP				Installment Code		N			
8351 NW 68 ST													
MIAMI, FL 33166-2662													
01718 FRY RD ; 77084													
Year	Stmt Date	Delq Date	Code	Taxes	Penalties	Payments	Due Mar, 2025		Due Apr, 2025		Due May, 2025		
							Del. P&I	Due	Del. P&I	Due	Del. P&I	Due	
2024	10/31/2024	2/1/2025		14.25	1.42	0.00	1.41	17.08	5.20	20.87	5.58	21.25	
2023	11/3/2023	2/1/2024		13.03	1.30	0.00	7.34	21.67	7.51	21.84	7.68	22.01	
2022	10/28/2022	2/1/2023		13.03	1.30	0.00	9.41	23.74	9.57	23.90	9.74	24.07	
2021	10/18/2021	2/1/2022		13.03	1.30	0.00	11.46	25.79	11.64	25.97	11.81	26.14	
2020	10/14/2020	2/2/2021		11.29	1.13	0.00	11.72	24.14	11.87	24.29	12.02	24.44	
2019	10/1/2019	2/1/2020		13.73	1.37	0.00	16.42	31.52	16.60	31.70	16.80	31.90	
Totals				78.36	7.82	0.00	57.76	143.94	62.39	148.57	63.63	149.81	
2279927				2279927				Over 65		No			
FAST LANE TRADE & SUPPLIES INC				Light Manufacturing				Veteran		No			
1718 FRY RD STE 250				CMP F&F INV M&E				Installment Code		N			
HOUSTON, TX 77084-5848													
01718 FRY RD ; 77084 ; 77084													
Year	Stmt Date	Delq Date	Code	Taxes	Penalties	Payments	Due Mar, 2025		Due Apr, 2025		Due May, 2025		
							Del. P&I	Due	Del. P&I	Due	Del. P&I	Due	
2024	10/31/2024	2/1/2025		50.38	5.04	0.00	4.99	60.41	18.40	73.82	19.72	75.14	
2023	10/26/2023	2/1/2024		46.01	4.60	0.00	25.91	76.52	26.51	77.12	27.13	77.74	
2022	10/28/2022	2/1/2023		45.86	4.59	0.00	33.09	83.54	33.71	84.16	34.31	84.76	
Totals				142.25	14.23	0.00	63.99	220.47	78.62	235.10	81.16	237.64	

Account No/Name/Address	Cad No/Property Descr.		
2279930	2279930	Over 65	No
JADE MACKENZIE APPAREL	Business Personal Property	Veteran	No
LISA BLENMON	CMP F&F INV M&E SUP	Installment Code	N
1718 FRY RD STE 315			
HOUSTON, TX 77084-5841			

01718 FRY RD ; 77084

Year	Stmnt Date	Delq Date	Code	Taxes	Penalties	Payments	Due Mar, 2025		Due Apr, 2025		Due May, 2025	
							Del. P&I	Due	Del. P&I	Due	Del. P&I	Due
2021	10/18/2021	2/1/2022		202.22	20.22	0.00	177.95	400.39	180.62	403.06	183.29	405.73
2020	10/14/2020	2/2/2021		175.26	17.53	0.00	181.99	374.78	184.31	377.10	186.63	379.42
2019	10/1/2019	2/1/2020		213.00	21.30	0.00	254.92	489.22	257.72	492.02	260.54	494.84
2018	10/11/2018	2/1/2019	L	222.04	22.20	0.00	300.91	545.15	303.84	548.08	306.76	551.00
2017	Lawsuit: 2/22/2019											
	2/27/2018	4/3/2018	L	238.16	23.82	0.00	354.20	616.18	357.34	619.32	360.48	622.46
	Lawsuit: 2/22/2019											
Totals .				1,050.68	105.07	0.00	1,269.97	2,425.72	1,283.83	2,439.58	1,297.70	2,453.45

2280950	2280950	Over 65	No
TOLUNAY ENGINEERING GROUP	Business Personal Property	Veteran	No
TOLUNAY ENGINEERING GROUP INC.	CMP F&F M&E MISC ASSETS SUP	Installment Code	N
19407 PARK ROW STE 100			
HOUSTON, TX 77084-4878			

19407 PARK ROW DR ; 77084 ; 77084

Year	Stmt Date	Delq Date	Code	Taxes	Penalties	Payments	Due Mar, 2025		Due Apr, 2025		Due May, 2025	
							Del. P&I	Due	Del. P&I	Due	Del. P&I	Due
2024	10/31/2024	2/1/2025		167.83	16.78	0.00	16.61	201.22	61.29	245.90	65.72	250.33

2281672	2281672	Over 65	No
PINK RIBBON WOMEN'S CENTER	Business Personal Property	Veteran	No
11221 KATY FWY STE 201	CMP F&F M&E SUP	Installment Code	N
HOUSTON, TX 77079-2105			

02222 GREENHOUSE RD ; 77084

Year	Stmt Date	Delq Date	Code	Taxes	Penalties	Payments	Due Mar, 2025		Due Apr, 2025		Due May, 2025	
							Del. P&I	Due	Del. P&I	Due	Del. P&I	Due
2024	10/31/2024	2/1/2025		2,186.42	218.64	0.00	216.46	2,621.52	798.48	3,203.54	856.20	3,261.26
2023	10/26/2023	2/1/2024		1,999.77	199.98	0.00	1,126.28	3,326.03	1,152.67	3,352.42	1,179.07	3,378.82
2022	10/28/2022	2/1/2023		1,999.77	199.98	0.00	1,443.03	3,642.78	1,469.43	3,669.18	1,495.83	3,695.58
2021	10/18/2021	2/1/2022		1,999.77	199.98	0.00	1,759.81	3,959.56	1,786.19	3,985.94	1,812.59	4,012.34
2020	10/27/2020	2/2/2021		1,733.13	173.31	0.00	1,799.68	3,706.12	1,822.56	3,729.00	1,845.43	3,751.87
2019	10/1/2019	2/1/2020		2,106.42	210.64	0.00	2,520.96	4,838.02	2,548.77	4,865.83	2,576.58	4,893.64
2018	12/19/2018	2/1/2019		2,239.74	223.97	0.00	3,035.29	5,499.00	3,064.86	5,528.57	3,094.41	5,558.12
Totals				14,265.02	1,426.50	0.00	11,901.51	27,593.03	12,642.96	28,334.48	12,860.11	28,551.63

2283395	2283395	Over 65	No
FAST PREMIER TRANSPORT LLC	Vehicles	Veteran	No
2500 GREENHOUSE RD 2102	VHCLS	Installment Code	N
HOUSTON, TX 77084-7998			

02500 GREENHOUSE RD ; 77084 ; 77084

Year	Stmt Date	Delq Date	Code	Taxes	Penalties	Payments	Due Mar, 2025		Due Apr, 2025		Due May, 2025	
							Del. P&I	Due	Del. P&I	Due	Del. P&I	Due
2024	10/31/2024	2/1/2025		737.79	0.00	0.00	66.40	804.19	244.95	982.74	262.65	1,000.44

2295532	2295532	Over 65	No
TIP TOP TUX LLC	Business Personal Property	Veteran	No
500 FLOYD BLVD	CMP F&F INV M&E MISC ASSETS	Installment Code	N
SIOUX CITY, IA 51101-2122			

19614 KATY FWY ; 77094 ; 77094

Year	Stmt Date	Delq Date	Code	Taxes	Penalties	Payments	Due Mar, 2025		Due Apr, 2025		Due May, 2025	
							Del. P&I	Due	Del. P&I	Due	Del. P&I	Due
2024	10/31/2024	2/1/2025		51.11	5.11	0.00	5.06	61.28	18.66	74.88	20.02	76.24
2023	10/26/2023	2/1/2024		46.42	0.00	0.00	23.77	70.19	24.32	70.74	24.88	71.30
Totals				97.53	5.11	0.00	28.83	131.47	42.98	145.62	44.90	147.54

2301975	2301975	Over 65	No
MUSA AUTO FINANCE	Leased Equipment	Veteran	No
14131 MIDWAY RD #900	VHCLS	Installment Code	N
ADDISON, TX 75001-3855			

IN HARRIS COUNTY

Year	Stmt Date	Delq Date	Code	Taxes	Penalties	Payments	Due Mar, 2025		Due Apr, 2025		Due May, 2025	
							Del. P&I	Due	Del. P&I	Due	Del. P&I	Due
2023	4/25/2024	6/1/2024		38.09	3.81	0.00	19.44	61.34	19.95	61.85	20.45	62.35
2022	10/28/2022	2/1/2023		52.06	5.21	0.00	37.57	94.84	38.26	95.53	38.95	96.22
Totals				90.15	9.02	0.00	57.01	156.18	58.21	157.38	59.40	158.57

Account No/Name/Address			Cad No/Property Descr.									
2303729 MY EYELAB OCULUS INTERESTS XII LLC 20115 STUEBNER AIRLINE RD SPRING, TX 77379-5430			2303729 Business Personal Property CMP F&F INV M&E		Over 65 Veteran Installment Code		No No N					
			19504 KATY FWY ; 77084									
					Due Mar, 2025		Due Apr, 2025		Due May, 2025			
Year	Stmt Date	Delq Date	Code	Taxes	Penalties	Payments	Del. P&I	Due	Del. P&I	Due	Del. P&I	Due
2024	10/31/2024	2/1/2025		89.75	8.98	0.00	8.89	107.62	32.78	131.51	35.14	133.87
			2303884 MINUTEMAN PRESS DC DIGITAL LLC 1718 FRY RD STE 220 HOUSTON, TX 77084-5840		2303884 Light Manufacturing CMP F&F INV M&E SUP		Over 65 Veteran Installment Code		No No N			
			01718 FRY RD ; 77084 ; 77084									
					Due Mar, 2025		Due Apr, 2025		Due May, 2025			
Year	Stmt Date	Delq Date	Code	Taxes	Penalties	Payments	Del. P&I	Due	Del. P&I	Due	Del. P&I	Due
2024	10/31/2024	2/1/2025		46.28	4.63	0.00	4.58	55.49	16.90	67.81	18.13	69.04
			2304204 MANDY'S THREADING & SALON MANDY'S THREADING & SALON LLC 2424 GREENHOUSE RD STE 120 HOUSTON, TX 77084-8106		2304204 Business Personal Property CMP F&F M&E SUP		Over 65 Veteran Installment Code		No No N			
			02424 GREENHOUSE RD ; 77084 ; 77084									
					Due Mar, 2025		Due Apr, 2025		Due May, 2025			
Year	Stmt Date	Delq Date	Code	Taxes	Penalties	Payments	Del. P&I	Due	Del. P&I	Due	Del. P&I	Due
2024	10/31/2024	2/1/2025		22.30	2.23	0.00	2.21	26.74	8.15	32.68	8.73	33.26
			2304278 COMPETITIVE SOLUTIONS INC COMPETITIVE SOLUTIONS, INC 1718 FRY RD STE 240 HOUSTON, TX 77084-5847		2304278 Business Personal Property CMP F&F M&E SUP		Over 65 Veteran Installment Code		No No N			
			01718 FRY RD ; 77084 ; 77084									
					Due Mar, 2025		Due Apr, 2025		Due May, 2025			
Year	Stmt Date	Delq Date	Code	Taxes	Penalties	Payments	Del. P&I	Due	Del. P&I	Due	Del. P&I	Due
2024	10/31/2024	2/1/2025		53.65	5.36	0.00	5.31	64.32	19.59	78.60	21.01	80.02
			2313194 REYNALDO SOCARRAS URIZA 19321 PARK ROW 1419 HOUSTON, TX 77084-4893		2313194 Vehicles VHCLS		Over 65 Veteran Installment Code		No No N			
			19231 PARK ROW ; 77084									
					Due Mar, 2025		Due Apr, 2025		Due May, 2025			
Year	Stmt Date	Delq Date	Code	Taxes	Penalties	Payments	Del. P&I	Due	Del. P&I	Due	Del. P&I	Due
2021	10/18/2021	2/1/2022		2.44	0.24	0.00	2.14	4.82	2.18	4.86	2.20	4.88
2020	10/14/2020	2/2/2021		2.11	0.21	0.00	2.19	4.51	2.22	4.54	2.24	4.56
2019	6/17/2020	8/1/2020		17.18	1.72	0.00	19.20	38.10	19.43	38.33	19.66	38.56
			Totals	21.73	2.17	0.00	23.53	47.43	23.83	47.73	24.10	48.00
			2314908 JR CARGO EXPRESS LLC JUNIOR VALDES VALDES 19303 GAGELAKE LN HOUSTON, TX 77084-4816		2314908 Vehicles VHCLS		Over 65 Veteran Installment Code		No No N			
			19606 PARK ROW DR ; 77084									
					Due Mar, 2025		Due Apr, 2025		Due May, 2025			
Year	Stmt Date	Delq Date	Code	Taxes	Penalties	Payments	Del. P&I	Due	Del. P&I	Due	Del. P&I	Due
2021	10/18/2021	2/1/2022		7.69	0.77	0.00	6.77	15.23	6.86	15.32	6.97	15.43
			2334489 MOLA'S TRANSPORT DIANA M MARULANDA GONZALEZ 19606 PARK ROW APT 815 HOUSTON, TX 77084-6014		2334489 Vehicles VHCLS		Over 65 Veteran Installment Code		No No N			
			19606 PARK ROW DR ; 77084									
					Due Mar, 2025		Due Apr, 2025		Due May, 2025			
Year	Stmt Date	Delq Date	Code	Taxes	Penalties	Payments	Del. P&I	Due	Del. P&I	Due	Del. P&I	Due
2021	10/18/2021	2/1/2022		4.11	0.41	0.00	3.62	8.14	3.68	8.20	3.72	8.24
2020	10/14/2020	2/2/2021		4.24	0.42	0.00	4.40	9.06	4.46	9.12	4.51	9.17
			Totals	8.35	0.83	0.00	8.02	17.20	8.14	17.32	8.23	17.41

Account No/Name/Address				Cad No/Property Descr.								
2340128				2340128				Over 65		No		
APARA AUTISM CENTER - KATY				Business Personal Property				Veteran		No		
APARA AUTISM CENTER				CMP F&F M&E SUP				Installment Code		N		
2051 GREENHOUSE RD # 160												
HOUSTON, TX 77084-8022				02051 GREENHOUSE RD ; 77084 ; 77084								
						Due Mar, 2025		Due Apr, 2025		Due May, 2025		
Year	Stmnt Date	Delq Date	Code	Taxes	Penalties	Payments	Del. P&I	Due	Del. P&I	Due	Del. P&I	Due
2024	10/31/2024	2/1/2025		125.17	0.00	0.00	11.27	136.44	41.56	166.73	44.56	169.73
2354243				2354243				Over 65		No		
LDH EXPRESS LLC				Vehicles				Veteran		No		
LISBANIS DIAZ				VHCLS				Installment Code		N		
20403 FM 529 RD STE 240-121												
CYPRESS, TX 77433-5378				02040 GREENHOUSE RD ; 77084 ; 77084								
						Due Mar, 2025		Due Apr, 2025		Due May, 2025		
Year	Stmnt Date	Delq Date	Code	Taxes	Penalties	Payments	Del. P&I	Due	Del. P&I	Due	Del. P&I	Due
2022	2/22/2023	4/1/2023		113.66	11.37	0.00	79.02	204.05	80.52	205.55	82.02	207.05
2355867				2355867				Over 65		No		
BLUE TEX POOLS				Business Personal Property				Veteran		No		
BLUE TEX POOL CLEANING LLC				CMP F&F M&E SUP				Installment Code		N		
3211 GREENHOUSE RD STE 114												
HOUSTON, TX 77084-4409				03211 GREENHOUSE RD ; 77084 ; 77084								
						Due Mar, 2025		Due Apr, 2025		Due May, 2025		
Year	Stmnt Date	Delq Date	Code	Taxes	Penalties	Payments	Del. P&I	Due	Del. P&I	Due	Del. P&I	Due
2023	11/3/2023	2/1/2024		20.57	2.06	0.00	11.58	34.21	11.86	34.49	12.13	34.76
2356708				2356708				Over 65		No		
FAST PREMIER TRANSPORT LLC				Business Personal Property				Veteran		No		
811 TOWN AND COUNTRY BLVD STE 137				CMP F&F M&E SUP				Installment Code		N		
HOUSTON, TX 77024-3984				02500 GREENHOUSE RD ; 77084 ; 77084								
						Due Mar, 2025		Due Apr, 2025		Due May, 2025		
Year	Stmnt Date	Delq Date	Code	Taxes	Penalties	Payments	Del. P&I	Due	Del. P&I	Due	Del. P&I	Due
2024	12/20/2024	2/1/2025		63.40	0.00	0.00	5.71	69.11	21.04	84.44	22.57	85.97
2023	11/15/2023	2/1/2024		65.60	0.00	0.00	33.59	99.19	34.37	99.97	35.16	100.76
2022	2/22/2023	4/1/2023		29.27	0.00	0.00	18.50	47.77	18.85	48.12	19.20	48.47
Totals				158.27	0.00	0.00	57.80	216.07	74.26	232.53	76.93	235.20
2361370				2361370				Over 65		No		
SUPERNOVA FURNITURE				Business Personal Property				Veteran		No		
SUPERNOVAFURNITURE.COM-FRY ROAD, LLC				CMP F&F INV M&E SUP				Installment Code		N		
15 GREENWAY PLZ #25HK												
HOUSTON, TX 77046-1509				01250 FRY RD ; 77084 ; 77084								
						Due Mar, 2025		Due Apr, 2025		Due May, 2025		
Year	Stmnt Date	Delq Date	Code	Taxes	Penalties	Payments	Del. P&I	Due	Del. P&I	Due	Del. P&I	Due
2024	10/31/2024	2/1/2025		1,167.19	0.00	0.00	105.05	1,272.24	387.51	1,554.70	415.51	1,582.70
2361452				2361452				Over 65		No		
OPAL LOTUS TATTOO STUDIO				Business Personal Property				Veteran		No		
OPAL LOTUS LLC				CMP F&F M&E SUP				Installment Code		N		
22318 SMOKEY HILL DR												
KATY, TX 77450-3324				01718 FRY RD ; 77084 ; 77084								
						Due Mar, 2025		Due Apr, 2025		Due May, 2025		
Year	Stmnt Date	Delq Date	Code	Taxes	Penalties	Payments	Del. P&I	Due	Del. P&I	Due	Del. P&I	Due
2024	10/31/2024	2/1/2025		18.65	1.86	0.00	1.85	22.36	6.81	27.32	7.31	27.82
2023	10/26/2023	2/1/2024		17.06	1.71	0.00	9.61	28.38	9.84	28.61	10.07	28.84
2022	10/28/2022	2/1/2023		17.06	1.71	0.00	12.31	31.08	12.54	31.31	12.77	31.54
Totals				52.77	5.28	0.00	23.77	81.82	29.19	87.24	30.15	88.20
2362066				2362066				Over 65		No		
THE BARBER COLLECTION				Business Personal Property				Veteran		No		
THE BARBER COLLECTION, LLC				F&F MISC ASSETS				Installment Code		N		
1718 N FRY ROAD STE 335												
HOUSTON, TX 77084-5849				01718 FRY RD ; 77084 ; 77084								
						Due Mar, 2025		Due Apr, 2025		Due May, 2025		
Year	Stmnt Date	Delq Date	Code	Taxes	Penalties	Payments	Del. P&I	Due	Del. P&I	Due	Del. P&I	Due
2024	11/14/2024	2/1/2025		165.05	16.50	0.00	16.34	197.89	60.27	241.82	64.63	246.18

Account No/Name/Address				Cad No/Property Descr.								
2362342				2362342				Over 65	No			
MEMORIAL KATY CARDIOLOGY ASSOCIATES				Business Personal Property				Veteran	No			
1331 W GRANDPKWY N				CMP F&F M&E SUP				Installment Code	N			
KATY, TX 77493-2710												
02222 GREENHOUSE RD ; 77084 ; 77084												
Year	Stmnt Date	Delq Date	Code	Taxes	Penalties	Payments	Due Mar, 2025		Due Apr, 2025		Due May, 2025	
							Del. P&I	Due	Del. P&I	Due	Del. P&I	Due
2024	11/14/2024	2/1/2025		364.07	0.00	0.00	32.77	396.84	120.87	484.94	129.61	493.68
2362355				2362355				Over 65	No			
GREENHOUSE CBD & VAPE				Business Personal Property				Veteran	No			
SALWA GREENHOUSE ENTERPRISE INC				CMP F&F INV M&E SUP				Installment Code	N			
2424 GREENHOUSE RD STE 130												
HOUSTON, TX 77084-8106												
02424 GREENHOUSE RD ; 77084 ; 77084												
Year	Stmnt Date	Delq Date	Code	Taxes	Penalties	Payments	Due Mar, 2025		Due Apr, 2025		Due May, 2025	
							Del. P&I	Due	Del. P&I	Due	Del. P&I	Due
2024	10/31/2024	2/1/2025		165.00	16.50	0.00	16.34	197.84	60.25	241.75	64.62	246.12
2362445				2362445				Over 65	No			
MEDRX SPECIALTY PHARMACY				Business Personal Property				Veteran	No			
MEDRX SPECIALTY PHARMACY, LLC				CMP F&F INV M&E SUP				Installment Code	N			
PO BOX 2188												
CYPRESS, TX 77410-2188												
19255 PARK ROW DR ; 77084 ; 77084												
Year	Stmnt Date	Delq Date	Code	Taxes	Penalties	Payments	Due Mar, 2025		Due Apr, 2025		Due May, 2025	
							Del. P&I	Due	Del. P&I	Due	Del. P&I	Due
2024	10/31/2024	2/1/2025		203.60	20.36	0.00	20.16	244.12	74.36	298.32	79.72	303.68
2023	11/15/2023	2/1/2024		181.26	18.13	0.00	102.09	301.48	104.49	303.88	106.87	306.26
2022	10/28/2022	2/1/2023	L	169.60	16.96	0.00	122.38	308.94	124.62	311.18	126.86	313.42
Lawsuit: 7/28/2023												
Totals				554.46	55.45	0.00	244.63	854.54	303.47	913.38	313.45	923.36
2373392				2373392				Over 65	No			
LN EXPRESS LLC				Vehicles				Veteran	No			
JAVIER ALEJA LA NUEZ HERNANDEZ				VHCLS				Installment Code	N			
2219 GREENHOUSE RD APT 2340												
HOUSTON, TX 77084-7320												
02219 GREENHOUSE RD ; 77084 ; 77084												
Year	Stmnt Date	Delq Date	Code	Taxes	Penalties	Payments	Due Mar, 2025		Due Apr, 2025		Due May, 2025	
							Del. P&I	Due	Del. P&I	Due	Del. P&I	Due
2023	10/26/2023	2/1/2024		68.44	6.84	0.00	38.54	113.82	39.45	114.73	40.35	115.63
2022	10/28/2022	2/1/2023		81.56	0.00	0.00	53.50	135.06	54.48	136.04	55.46	137.02
Totals				150.00	6.84	0.00	92.04	248.88	93.93	250.77	95.81	252.65
2373530				2373530				Over 65	No			
JAIME ALEMAN LOPEZ				Vehicles				Veteran	No			
2219 GREENHOUSE RD APT 3108				VHCLS				Installment Code	N			
HOUSTON, TX 77084-7333												
02219 GREENHOUSE RD ; 77084 ; 77084												
Year	Stmnt Date	Delq Date	Code	Taxes	Penalties	Payments	Due Mar, 2025		Due Apr, 2025		Due May, 2025	
							Del. P&I	Due	Del. P&I	Due	Del. P&I	Due
2023	10/26/2023	2/1/2024		68.44	6.84	0.00	38.54	113.82	39.45	114.73	40.35	115.63
2377318				2377318				Over 65	No			
RAINBOW INTERNATIONAL OF WESTSIDE				Vehicles				Veteran	No			
ENFYS SERVICES LLC				VHCLS				Installment Code	N			
2500 GREENHOUSE RD STE 2102												
HOUSTON, TX 77084-7998												
02500 GREENHOUSE RD ; 77084 ; 77084												
Year	Stmnt Date	Delq Date	Code	Taxes	Penalties	Payments	Due Mar, 2025		Due Apr, 2025		Due May, 2025	
							Del. P&I	Due	Del. P&I	Due	Del. P&I	Due
2024	12/20/2024	2/1/2025		21.57	0.00	0.00	1.94	23.51	7.16	28.73	7.67	29.24
2377350				2377350				Over 65	No			
RAINBOW INTERNATIONAL OF WESTSIDE				Business Personal Property				Veteran	No			
ENFYS SERVICES LLC				CMP M&E				Installment Code	N			
2500 GREENHOUSE RD STE 2102												
HOUSTON, TX 77084-7998												
02500 GREENHOUSE RD ; 77084 ; 77084												
Year	Stmnt Date	Delq Date	Code	Taxes	Penalties	Payments	Due Mar, 2025		Due Apr, 2025		Due May, 2025	
							Del. P&I	Due	Del. P&I	Due	Del. P&I	Due
2024	10/31/2024	2/1/2025		43.36	0.00	0.00	3.90	47.26	14.40	57.76	15.44	58.80

Account No/Name/Address				Cad No/Property Descr.									
2391223 ROBERTO REYES LARA 2219 GREENHOUSE RD APT 3114 HOUSTON, TX 77084-7334				2391223 Vehicles VHCLS				Over 65 Veteran Installment Code		No No N			
02219 GREENHOUSE RD ; 77084 ; 77084													
Year	Stmt Date	Delq Date	Code	Taxes	Penalties	Payments	Due Mar, 2025		Due Apr, 2025		Due May, 2025		
							Del. P&I	Due	Del. P&I	Due	Del. P&I	Due	
2022	6/21/2023	2/1/2024	L	391.04	39.10	0.00	220.24	650.38	225.40	655.54	230.56	660.70	
Lawsuit: 10/7/2024													
2021	6/20/2023	2/1/2024	L	68.38	6.84	0.00	38.52	113.74	39.42	114.64	40.32	115.54	
Lawsuit: 10/7/2024													
Totals				459.42	45.94	0.00	258.76	764.12	264.82	770.18	270.88	776.24	
2394422 JAK NAILS PEDICURE HONG AI NGUYEN 1922 GREENHOUSE RD 600 HOUSTON, TX 77084-8049				2394422 Business Personal Property F&F INV M&E				Over 65 Veteran Installment Code		No No N			
01922 GREENHOUSE RD ; 77084 ; 77084													
Year	Stmt Date	Delq Date	Code	Taxes	Penalties	Payments	Due Mar, 2025		Due Apr, 2025		Due May, 2025		
							Del. P&I	Due	Del. P&I	Due	Del. P&I	Due	
2024	10/31/2024	2/1/2025		88.22	8.82	0.00	8.73	105.77	32.21	129.25	34.55	131.59	
2023	10/26/2023	2/1/2024		80.01	8.00	0.00	45.06	133.07	46.11	134.12	47.17	135.18	
Totals				168.23	16.82	0.00	53.79	238.84	78.32	263.37	81.72	266.77	
2399210 ROBERTO MERINO DIEGO ENRIQUE FONTAL 2500 GREENHOUSE RD APT 8303 HOUSTON, TX 77084-7993				2399210 Vehicles VHCLS				Over 65 Veteran Installment Code		No No N			
02500 GREENHOUSE RD ; 77084 ; 77084													
Year	Stmt Date	Delq Date	Code	Taxes	Penalties	Payments	Due Mar, 2025		Due Apr, 2025		Due May, 2025		
							Del. P&I	Due	Del. P&I	Due	Del. P&I	Due	
2023	10/26/2023	2/1/2024		114.19	11.42	0.00	64.31	189.92	65.81	191.42	67.33	192.94	
2401122 PILLARSTONE CAPITAL OPERATING PARTNERSHI 19407 PARK ROW DR STE 140 HOUSTON, TX 77084				2401122 Business Personal Property CMP F&F M&E SUP				Over 65 Veteran Installment Code		No No N			
19407 PARK ROW DR ; 77084 ; 77084													
Year	Stmt Date	Delq Date	Code	Taxes	Penalties	Payments	Due Mar, 2025		Due Apr, 2025		Due May, 2025		
							Del. P&I	Due	Del. P&I	Due	Del. P&I	Due	
2024	10/31/2024	2/1/2025		18.13	1.81	0.00	1.79	21.73	6.62	26.56	7.10	27.04	
2023	11/3/2023	2/1/2024		16.59	1.66	0.00	9.34	27.59	9.57	27.82	9.78	28.03	
Totals				34.72	3.47	0.00	11.13	49.32	16.19	54.38	16.88	55.07	
2407415 E C LEONES TRUCKING LLC 2411 GREENHOUSE RD APT 2205 HOUSTON, TX 77084-7845				2407415 Vehicles VHCLS				Over 65 Veteran Installment Code		No No N			
02411 GREENHOUSE RD ; 77084 ; 77084													
Year	Stmt Date	Delq Date	Code	Taxes	Penalties	Payments	Due Mar, 2025		Due Apr, 2025		Due May, 2025		
							Del. P&I	Due	Del. P&I	Due	Del. P&I	Due	
2024	10/31/2024	2/1/2025		428.40	42.84	0.00	42.41	513.65	156.46	627.70	167.76	639.00	
2407644 BIG FISH AUTOMATION LLC 1718 N FRY RD STE 152 HOUSTON, TX 77084-5839				2407644 Vehicles VHCLS				Over 65 Veteran Installment Code		No No N			
01718 N FRY RD ; 77084 ; 77084													
Year	Stmt Date	Delq Date	Code	Taxes	Penalties	Payments	Due Mar, 2025		Due Apr, 2025		Due May, 2025		
							Del. P&I	Due	Del. P&I	Due	Del. P&I	Due	
2024	10/31/2024	2/1/2025		786.60	78.66	0.00	77.87	943.13	287.27	1,152.53	308.03	1,173.29	
2410195 AVION TRANSPORT LLC 1721 GREENHOUSE RD APT 6321 HOUSTON, TX 77084-8085				2410195 Vehicles VHCLS				Over 65 Veteran Installment Code		No No N			
01721 GREENHOUSE RD ; 77084 ; 77084													
Year	Stmt Date	Delq Date	Code	Taxes	Penalties	Payments	Due Mar, 2025		Due Apr, 2025		Due May, 2025		
							Del. P&I	Due	Del. P&I	Due	Del. P&I	Due	
2024	10/31/2024	2/1/2025		241.15	24.12	0.00	23.87	289.14	88.07	353.34	94.44	359.71	

Account No/Name/Address				Cad No/Property Descr.									
2411921 LOGICARE LLC 2411 GREENHOUSE RD APT 5414 HOUSTON, TX 77084-8095				2411921 Vehicles VHCLS				Over 65	No	Veteran	No	Installment Code	N
				02411 GREENHOUSE RD ; 77084 ; 77084									
								Due Mar, 2025		Due Apr, 2025		Due May, 2025	
Year	Stmt Date	Delq Date	Code	Taxes	Penalties	Payments		Del. P&I	Due	Del. P&I	Due	Del. P&I	Due
2024	11/14/2024	2/1/2025		44.90	0.00	0.00		4.04	48.94	14.91	59.81	15.99	60.89
2412777 KRISTIN SCHMIDT MD KISS DEVELOPMENT COMPANY LLC DR. KRISTIN SCHMIDT 8850 HUFFMEISTER HOUSTON, TX 77095-5493				2412777 Business Personal Property CMP F&F M&E SUP				Over 65	No	Veteran	No	Installment Code	N
				02222 GREENHOUSE RD ; 77084 ; 77084									
								Due Mar, 2025		Due Apr, 2025		Due May, 2025	
Year	Stmt Date	Delq Date	Code	Taxes	Penalties	Payments		Del. P&I	Due	Del. P&I	Due	Del. P&I	Due
2024	10/31/2024	2/1/2025		527.56	52.76	0.00		52.23	632.55	192.67	772.99	206.59	786.91
2417707 SHAKE SHACK TEXAS LLC 19300 KATY FWY HOUSTON, TX 77094-1008				2417707 Business Personal Property CMP F&F INV M&E MISC ASSETS				Over 65	No	Veteran	No	Installment Code	N
				19300 KATY FWY ; 77084 ; 77084									
								Due Mar, 2025		Due Apr, 2025		Due May, 2025	
Year	Stmt Date	Delq Date	Code	Taxes	Penalties	Payments		Del. P&I	Due	Del. P&I	Due	Del. P&I	Due
2024	10/31/2024	2/1/2025		2,738.75	0.00	0.00		246.49	2,985.24	909.26	3,648.01	975.00	3,713.75
2418640 FFF ENTERPRISES INC 2051 GREENHOUSE ROAD SUITE 270 HOUSTON, TX 77084-7573				2418640 Business Personal Property M&E				Over 65	No	Veteran	No	Installment Code	N
				02501 GREENHOUSE RD ; 77084 ; 77084									
								Due Mar, 2025		Due Apr, 2025		Due May, 2025	
Year	Stmt Date	Delq Date	Code	Taxes	Penalties	Payments		Del. P&I	Due	Del. P&I	Due	Del. P&I	Due
2024	10/31/2024	2/1/2025		18.91	0.00	0.00		1.70	20.61	6.28	25.19	6.73	25.64

Account No/Name/Address

Cad No/Property Descr.

Jurisdiction Totals

<u>Year</u>	<u>Tax Levy</u>	<u>Base Taxes Due</u>	<u>Penalties Due</u>	<u>Del. P&amp;I Due</u>	<u>Atty Fee Due</u>	<u>Escrow Amt</u>	<u>Total Due</u>	<u>Count</u>	<u>% Collected</u>
2006	711,466.58	0.00	0.00	0.00	0.00	0.00	0.00	0	100.00%
2007	819,319.83	0.00	0.00	0.00	0.00	0.00	0.00	0	100.00%
2008	879,617.88	0.00	0.00	0.00	0.00	0.00	0.00	0	100.00%
2009	666,131.42	0.00	0.00	0.00	0.00	0.00	0.00	0	100.00%
2010	935,245.70	0.00	0.00	0.00	0.00	0.00	0.00	0	100.00%
2011	1,156,776.10	0.00	0.00	0.00	0.00	0.00	0.00	0	100.00%
2012	1,158,188.10	0.00	0.00	0.00	0.00	0.00	0.00	0	100.00%
2013	1,276,014.62	0.00	0.00	0.00	0.00	0.00	0.00	0	100.00%
2014	1,475,789.97	0.00	0.00	0.00	0.00	0.00	0.00	0	100.00%
2015	1,894,924.90	0.00	0.04	0.05	0.02	0.00	0.11	1	100.00%
2016	1,939,555.05	34.57	3.46	41.83	15.97	0.00	95.83	1	100.00%
2017	1,703,467.59	258.74	25.88	273.69	111.67	0.00	669.98	2	99.98%
2018	1,675,849.18	3,258.77	324.29	3,081.12	1,332.84	0.00	7,997.02	5	99.81%
2019	1,716,832.71	2,516.14	235.03	2,029.75	956.19	0.00	5,737.11	5	99.85%
2020	1,724,054.69	2,069.35	206.16	1,410.81	737.25	0.00	4,423.57	9	99.88%
2021	2,184,126.21	2,589.71	257.08	1,405.35	850.43	0.00	5,102.57	14	99.88%
2022	2,574,247.74	3,029.94	291.92	1,207.59	905.90	0.00	5,435.35	12	99.88%
2023	2,824,483.72	3,303.44	308.74	899.80	830.76	0.00	5,342.74	21	99.88%
2024	3,214,064.06	85,599.19	1,231.62	7,726.04	0.00	0.00	94,556.85	59	97.34%
		102,659.85	2,884.22	18,076.03	5,741.03	0.00	129,361.13	129	



RESOLUTION AUTHORIZING AN ADDITIONAL PENALTY ON  
DELINQUENT REAL PROPERTY TAXES

WHEREAS, the Board of Directors of West Park Municipal Utility District (the "District") is desirous of defraying the costs of collection of delinquent taxes; and

WHEREAS, the District has contracted with an attorney for collection of delinquent taxes as set forth in Section 6.30 of the Texas Tax Code, as amended (the "Code"); and

WHEREAS, Section 33.07 of the Code, as amended, provides that, if the District has contracted with an attorney under Section 6.30 of the Code, as amended, for collection of the District's delinquent taxes, the District may impose an additional penalty not to exceed the amount of the compensation specified in the contract with the attorney to be paid in connection with the collection of the delinquent taxes on taxes that become delinquent on or after February 1 of a year but not later than May 1 of that year and that remain delinquent on July 1 of the year in which they become delinquent; and

WHEREAS, Section 33.08 of the Code, as amended, provides that if the District imposes the additional penalty for collection costs under Section 33.07 of the Code, as amended, and has contracted with an attorney under Section 6.30 of the Code, as amended, for collection of the District's delinquent taxes, the District may impose an additional penalty not to exceed the amount of the compensation specified in the contract with the attorney to be paid in connection with the collection of the delinquent taxes on taxes that become delinquent on or after June 1 of a year; and

WHEREAS, said Section 6.30 provides that said compensation shall not exceed twenty percent (20%) of the amount of delinquent tax, penalty and interest collected. Therefore,

BE IT RESOLVED BY THE BOARD OF DIRECTORS OF WEST PARK MUNICIPAL UTILITY DISTRICT, THAT:

Section 1. The District has entered into a contract with an attorney pursuant to Section 6.30 and in accordance with Section 33.11 of the Code, as amended, for the collection of delinquent taxes on property, penalties and interest.

Section 2. District taxes that become delinquent on or after February 1 of a year but not later than May 1 of that year and that remain delinquent on July 1 of the year in which such taxes become delinquent shall incur an additional penalty of twenty percent (20%) on the amount of such taxes, penalty and interest to defray the costs of collection of said delinquent taxes, in accordance with Section 33.07 of the Code, as amended.

Section 3. District taxes on property that become delinquent on or after June 1 of a year shall incur an additional penalty of twenty percent (20%) of the amount of such taxes, penalty and interest on the first day of the first month that begins at least twenty-one (21) days after the date the notice of delinquency and penalty are sent, in accordance with Section 33.08 of the Tax Code, as amended.

Section 4. The District's tax collector shall deliver a notice of delinquency and of the penalty imposed pursuant to Section 2 above to the property owner at least thirty (30) and not more than sixty (60) days before July 1.

Section 5. The District's tax collector shall deliver a notice of delinquency and of the penalty imposed pursuant to Section 3 above to the property owner.

Section 6. Notwithstanding any provision in this Resolution to the contrary, the additional penalty imposed hereunder shall not apply to delinquent personal property taxes which have incurred an additional penalty pursuant to that certain Resolution Authorizing An Additional Penalty on Delinquent Personal Property Taxes passed and approved by the District on the 27<sup>th</sup> day of January, 2025.

PASSED AND APPROVED this the 28<sup>th</sup> day of April, 2025.


WEST PARK MUNICIPAL UTILITY DISTRICT

ATTEST:

By: Natalie Gandy  
Secretary, Board of Directors

By: [Signature]  
Vice President, Board of Directors

(SEAL)



Service Center  
27335 West Hardy Rd.  
Suite 101  
Spring, Texas 77373



Corporate (281) 353-9809  
Customer Service (281) 353-9756  
Fax (281) 353-6105

DATE  
4/28/2025

# MONTHLY OPERATIONS REPORT WEST PARK MUNICIPAL UTILITY DISTRICT

METER COUNT	
S.T.P.	1
Vacant	0
Commercial	65
Nursing Home	1
Irrigation	44
Park(Irrigation)	1
Apts/Units(2636)	10
<b>Total</b>	<b>122</b>

BILLED CONSUMPTION		
2/18/25	to	3/17/25
STP		1,165,000
Apartments		8,220,000
Commercial		3,198,000
Irrigation		1,105,000
Park (Irrigation) No Bill		0
<b>Total</b>		<b>13,688,000</b>

Flushing, Main Line Break & Leaks: 59,000  
Total Consumption: 13,747,000  
Plant Pumpage: 14,265,000  
Billed Percentage of Pumped Water: 96.37%

	#2	#3
Calculated Well GPM	986	1,143
Design Well GPM	1,000	1,000
Well Pumpage	2,673,000	11,592,000

Arrears for the Month of	FEBRUARY	Month of	MARCH
Cut-Off Notices Mailed	02/26/25	Meter Read Date	03/17/25
Number of Notices Mailed	7	Billing Date	03/24/25
Cut-Off Date	03/18/25	Mailing Date	03/25/25
Number of Actual Cut-Offs	0	Due Date	04/21/25

Utility District Operation and Management  
P.O. Box 1209 • Spring, Texas 77383

# WEST PARK MUNICIPAL UTILITY DISTRICT

DATE  
4/28/2025

## MONTHLY OPERATIONS SUMMARY

### WATER SYSTEM

March-25

Total Water Pumped for Calendar Month of :      March-25      **19,099,000**      Gallons

Distribution System Chlorine Residual Reporting:	<b>Average</b>	<u>1.57</u>	mg/l.
	<b>Maximum</b>	<u>2.30</u>	mg/l.
	<b>Minimum</b>	<u>0.41</u>	mg/l.

---

TEXAS DEPARTMENT OF HEALTH I. D. NO. 1011930

Bacteriological Analysis :      **10**

Samples Taken On :      **03/24/25**

All samples were returned negative from the state approved testing laboratory?      Yes

# WEST PARK MUNICIPAL UTILITY DISTRICT

## MONTHLY OPERATIONS SUMMARY

### WASTEWATER TREATMENT PLANT

February-25

TPDES Permit # WQ0012346001  
TX0086185

Expires: 5/10/2027

Effluent Quality Data: Reported for: February-25

	<u>Previous Month</u>	<u>Reported</u>	<u>Permitted</u>	<u>Excursion</u>
BOD 5 Average	2.44 mg/l	2.46 mg/l	7.00 mg/l	NO
BOD 5 Maximum	3.03 mg/l	2.71 mg/l	22.00 mg/l	NO
BOD 5 lbs/day	7.03 mg/l	8.52 mg/l	29.00 lbs/day	NO
TSS Average	1.92 mg/l	2.09 mg/l	15.00 mg/l	NO
TSS Maximum	2.74 mg/l	2.84 mg/l	40.00 mg/l	NO
TSS lbs/day	5.46 mg/l	7.36 mg/l	63.00 lbs/day	NO
NH3-N Average	0.05 mg/l	0.05 mg/l	2.00 mg/l	NO
NH3-N Maximum	0.07 mg/l	0.07 mg/l	10.00 mg/l	NO
NH3-N lbs/day	0.14 mg/l	0.16 mg/l	8.30 lbs/day	NO
E Coli Avg.	1.00 mpn	1.00 mpn	63 mpn	NO
E Coli Maximum	1.00 mpn	1.00 mpn	200 mpn	NO
DO Minimum	8.30 mpn	7.52 mpn	6.00 mg/l	NO
pH Minimum	7.62 mpn	7.21 mpn	6.00 s.u.	NO
pH Maximum	7.96 mpn	8.02 mpn	9.00 s.u.	NO
CL2 Res Min	1.25 mg/l	1.56 mg/l	1.00 mg/l	NO
CL2 Res Max	3.92 mg/l	3.72 mg/l	4.00 mg/l	NO
Flow Average	0.374 mg/l	0.460 mg/l	0.990 mg/l	NO
Flow Maximum	0.557 mg/l	0.609 mg/l	N/A	N/A
Total Treated	12,880,000			

Effluent Quality Compliant with Discharge Permit ?

YES

# WEST PARK MUNICIPAL UTILITY DISTRICT

## MONTHLY OPERATIONS SUMMARY

### BILLING & COLLECTION REPORT

March-25

DATE

4/28/2025

	<u>Apartments</u>	<u>All Others</u>	<u>Total</u>
<b>Balance Forward</b>			
As of 02/26/25	\$ 97,781.49	\$ 21,158.70	\$ 118,940.19
<b>Collection Period:</b>			
	2/26/25	TO	3/24/25
Deposit	\$ -	\$ -	\$ -
Water	\$ 26,360.00	\$ 5,688.33	\$ 32,048.33
Sewer	\$ 26,360.00	\$ 2,339.00	\$ 28,699.00
New Acct/App/Transfer Fee	\$ -	\$ -	\$ -
Connect	\$ -	\$ -	\$ -
Penalty	\$ -	\$ 115.95	\$ 115.95
Tap Fees	\$ -	\$ -	\$ -
TCEQ	\$ 263.60	\$ 42.82	\$ 306.42
Grease Trap	\$ -	\$ 1,250.00	\$ 1,250.00
RWA Fee	\$ 36,758.70	\$ 12,673.21	\$ 49,431.91
Undistributed Overpayments	\$ -	\$ 1,430.91	\$ 1,430.91
<b>TOTAL</b>	<b>\$ 89,742.30</b>	<b>\$ 23,540.22</b>	<b>\$ 113,282.52</b>
<b>Current Adjustments:</b>			
<b>TOTAL</b>	<b>\$ -</b>	<b>\$ 1,033.62</b>	<b>\$ 1,033.62</b>
	<b>March '25</b>		
<b>Current Billing for</b>	2/18/25	TO	3/17/25
Deposit	\$ -	\$ -	\$ -
Water	\$ 26,360.00	\$ 8,287.10	\$ 34,647.10
Sewer	\$ 26,360.00	\$ 2,884.00	\$ 29,244.00
Connect	\$ -	\$ -	\$ -
Penalty	\$ -	\$ -	\$ -
TCEQ	\$ 263.60	\$ 55.77	\$ 319.37
Grease Trap	\$ -	\$ 1,200.00	\$ 1,200.00
RWA	\$ 30,482.15	\$ 18,983.70	\$ 49,465.85
<b>TOTAL</b>	<b>\$ 83,465.75</b>	<b>\$ 31,410.57</b>	<b>\$ 114,876.32</b>
<b>TOTAL RECEIVABLE</b>	<b>\$ 91,504.94</b>	<b>\$ 30,062.67</b>	<b>\$ 121,567.61</b>

Collection Report Through

03/24/25

Consumption: 12,523,000

NOTES: Deposits on file for the district

\$363,204.80

Paperless: 30



## **West Park Municipal Utility District**

Board of Directors Meeting

April 28, 2025

---

### **Wastewater Treatment**

2/5/25 – Sewer Plant – Furnished operator to assist subcontractor with bottom cleaning the onsite lift station wet well. Removed and disposed of (6,500) gallons of debris.

2/17/25 – Sewer Plant – Furnished subcontractor to perform annual electrical survey preventative maintenance. Cleaned and inspected contacts and breakers. Checked amperage and Megged motor. Opened and inspected wiring on blowers. Checked lighting, photocells, receptacles and enclosures. Tested all equipment and checked the terminations. Tightened all connections. Checked motor j-boxes and cleaned cabinets.

2/19/25 – Sewer Plant – Furnished operator to assist subcontractor with top cleaning onsite lift station wet well. Removed and disposed of (1,500) gallons of floating debris and grease.

3/4/25 – Sewer Plant – Furnished operator to assist subcontractor to dewater (542,644) gallons of sludge from digester chambers.

3/6/25 – Sewer Plant – Furnished operator to assist subcontractor with bottom cleaning onsite lift station wet well. Removed and disposed of (6,500) gallons of debris.

### **Sanitary Sewer System**

Normal Operations

### **Water Plant No. 1 & No. 2**

Normal Operations

### **Water Distribution System**

3/3/25 – Fry Rd – Furnished labor, equipment and material to replace 1 ½” commercial meter.



# **WEST PARK M.U.D.**

## **2024 Drinking Water Quality Report**

This report is an annual summary of the quality of your drinking water. It is required by the Texas Commission on Environmental Quality and is based on the most recent U.S. Environmental Protection Agency required tests.

### **OUR DRINKING WATER IS SAFE**

The Texas Commission on Environmental Quality (TCEQ), has completed an assessment of your source water, and results indicate that some of our sources are susceptible to certain contaminants. The sampling requirements for your water system is based on this susceptibility and previous sample data. Any detections of these contaminants will be found in this consumer confidence report. For more information on source water and protection efforts at our systems contact Natalia Espitia at: (281) 353-9809.

### **En Español**

Este reporte incluye información importante sobre el agua para tomar. Para asistencia en español, favor de llamar al telefono: (281) 353-9809

### **Where do we get our drinking water?**

The source of drinking water used by West Park MUD is ground water. It comes from the Gulf Coast Aquifer, located in Harris County, some 500 to 2,000 feet below ground surface.

### **Contaminants that may be Present in Source Water**

The sources of drinking water (both tap and bottled water) include rivers, lakes, streams, ponds, reservoirs, springs, and wells. As water travels over the surface of the land or through the ground, it dissolves naturally-occurring minerals and in some cases, radioactive material, and can pick up substances resulting from the presence of animals or from human activity.

Drinking water, including bottled water, may reasonably be expected to contain at least small amounts of some contaminants. The presence of contaminants does not necessarily indicate that water poses a health risk. More information about contaminants and potential health effects can be obtained by calling the EPA's Safe Drinking Water Hotline (1-800-426-4791).

### **Contaminants that may be present in source water include:**

- **Microbial contaminants**, such as viruses and bacteria, which may come from sewage treatment plants, septic system, agricultural livestock operations, and wildlife;
- **Inorganic contaminants**, such as salts and metals, which can be naturally occurring or result from urban stormwater, runoff, industrial or domestic wastewater discharges, oil and gas production, mining or farming;
- **Pesticides and herbicides**, which may come from a variety of sources such as agriculture, urban stormwater runoff, and residential uses;
- **Organic chemical contaminants**, including synthetic and volatile organic chemicals, which are by-products of industrial processes and petroleum production, and can also come from gas stations, urban stormwater runoff, and septic systems; and
- **Radioactive contaminants**, which can be naturally-occurring or be the result of oil and gas production and mining activities.

In order to ensure that tap water is safe to drink, the EPA prescribes regulations that limits the amount of certain contaminants in water provided by public water systems. Federal Food and Drug Administration regulations establish limits for contaminants in bottled water that must provide the same protection for public health.

Contaminants may be found in drinking water that may cause taste, color, or odor problems. These types of problems are not necessarily causes for health concerns. For more information on taste, odor, or color of drinking water, please contact H2O Innovation at (281) 353-9809.

### **Special Notice for the ELDERLY, INFANTS, CANCER PATIENTS, people with HIV/AIDS or other immune problems:**

You may be more vulnerable than the general population to certain microbial contaminants, such as Cryptosporidium, in drinking water. Infants, some elderly, or Immuno-compromised persons such as those undergoing chemotherapy for cancer; those who have undergone organ transplants; those who are undergoing treatment with steroids; and people with HIV/AIDS or other immune system disorders can be particularly at risk from infections. You should seek advice about drinking water from your physician or health care provider. Additional guidelines on appropriate means to lessen the risk of infection by Cryptosporidium are available from Safe Drinking Water Hotline (800-426-4791).

### **Public Participation Opportunities:**

The West Park MUD Board of Directors meet at 12:30 P.M. on the fourth Monday of each month at 3700 Buffalo Speedway, Suite 830, Houston, TX 77098. You may contact Natalia Espitia, with H<sub>2</sub>O innovation at 281-353-9809 with any concerns or questions you may have.





### About the Following Table

The following table contains all of the chemical constituents which have been found in your drinking water for the most recent testing performed in accordance with applicable regulations. USEPA requires water systems to test up to 97 constituents. The constituents detected in your water are listed in the attached table.

### DEFINITIONS

**Maximum Contaminant Level (MCL)** - The highest level of a contaminant in drinking water. MCL's are set as close to the MCLG's as feasible using the best available treatment technology.

**Maximum Contaminant Level Goal (MCLG)** - The level of a contaminant in drinking water below which there is no known or expected health risk. MCLG's allow for a margin of safety.

**Treatment Technique** - A required process intended to reduce the level of a contaminant in drinking water.

**Action Level** - The concentration of a contaminant which, if exceeded, triggers treatment or other requirements which a water system must follow.

**ppm** = parts per million or milligrams per liter (mg/l), one part per million corresponds to one minute in two years or a single penny in \$10,000.

**ppb** = parts per billion or micrograms per liter (ug/l), one part per billion corresponds to one minute in 2,000 years or a single penny in \$10,000,000.

**pCi/L** = picocuries per liter: Measure of radioactivity.

**n/a** - Not applicable

**Avg** - Regulatory compliance with some MCLs are based on running annual average of monthly samples.

**Maximum Residual Disinfectant Level (MRDL)** - The highest level of a disinfectant allowed in drinking water. There is convincing evidence that addition of a disinfectant is necessary for control of microbial contaminants.

**Maximum Residual Disinfectant Level Goal (MRDLG)** - The level of a drinking water disinfectant below which there is no known or expected risk to health. MRDLGs do not reflect the benefits of the use of disinfectants to control microbial contaminants.

**Level 1 Assessment** = A Level 1 assessment is a study of the water system to identify potential problems and determine (if possible) why total coliform bacteria have been found in our water system.

**Level 2 Assessment** = A Level 2 assessment is a very detailed study of the water system to identify potential problems and determine (if possible) why an E. coli MCL violation has occurred and/or why total coliform bacteria have been found in our water system on multiple occasions.

**MFL** = Million Fibers per Liter (measured asbestos)

**NTU** = nephelometric turbidity units (a measure of turbidity)

## West Park Municipal Utility District TX 1011930 - 2024 Drinking Water Quality Report:

Inorganic Contaminants								
Year	Constituent	Highest Detected Level at Any Sampling Point	Range of Detected Levels	MCL	MCLG	Units of Measure	Violation	Source of Constituent
2024	Arsenic*	6.0	6.0 - 6.0	10	0	ppb	N	Erosion of natural deposits; Runoff from orchards.
2024	Barium	0.15	0.15 - 0.15	2	2	ppm	N	Discharge of drilling wastes.
2024	Fluoride	0.72	0.72 - 0.72	4	4	ppm	N	Erosion of natural deposits.

\*While your drinking water meets EPA standards for arsenic, it does contain low levels of arsenic. EPA's standard balances the current understanding of arsenic's possible health effects against the costs of removing arsenic from drinking water. EPA continues to research the health effects of low levels of arsenic, which is a mineral known to cause cancer in humans at high concentrations and is linked to other health effects such as skin damage and circulatory problems.

Lead and Copper								
Year	Constituent	The 90th Percentile	Number of Sites Exceeding Action Levels	Action Level	MCLG	Units of Measure	Violation	Source of Constituent
2022	Copper	0.0799	0	1.3	1.3	ppm	N	Erosion of natural deposits; Leaching from wood preservatives.
2022	Lead	2	0	15	0	ppb	N	Corrosion of household plumbing systems; Erosion of natural deposits

If present, elevated levels of lead can cause serious health problems, especially for pregnant women and young children. Lead in drinking water is primarily from materials and components associated with service lines and home plumbing. This water supply is responsible for providing high quality drinking water, but cannot control the variety of materials used in plumbing components. When your water has been sitting for several hours, you can minimize the potential for lead exposure by flushing your tap for 30 seconds to 2 minutes before using water for drinking or cooking. If you are concerned about lead in your water, you may wish to have your water tested. Information on lead in drinking water, testing methods, and steps you can take to minimize exposure is available from the Safe Drinking Water Hotline or at <http://www.epa.gov/safewater/lead>.

Organic Contaminants							
Year	Constituent	Highest Detected Level at Any Sampling Point	Range of Detected Levels	MCL	MCLG	Units of Measure	Source of Constituent
2024	Total Trihalomethanes (TTHM)	2.6	2.6 - 2.6	80	n/a	ppb	By-product of drinking water disinfection.
2024	Haloacetic Acids (HAA5)	5.5	5.5 - 5.5	60	n/a	ppb	By-product of drinking water disinfection.

\*The value in the Highest Level or Average Detected column is the highest average of all TTHM sample results collected at a location over a year.

Unregulated Contaminants**					
Year	Constituent	Average of All Sampling Points	Range of Detected Levels	Violation	Units of Measure
2024	Bromoform	4.00	1.10 - 9.70	N	ppb
2024	Bromodichloromethane	6.80	6.80 - 6.80	N	ppb
2024	Chloroform	2.10	2.10 - 2.10	N	ppb
2024	Dibromochloromethane	5.20	1.10 - 13.0	N	ppb

Radioactive Contaminants								
Year	Constituent	Highest Detected Level at Any Sampling Point	Range of Detected Levels	MCL	MCLG	Units of Measure	Violation	Source of Constituent
2024	Combined Radium 226/228	2.57	2.57 - 2.57	5	0	pCi/L	N	Erosion of natural deposits
2024	Gross alpha excluding radon and uranium	10.1	10.1 - 10.1	15	0	pCi/L	N	Erosion of natural deposits

Disinfectant Residual								
Year	Constituent	Highest Average	Range of Detected Levels	MRDL	MRDLG	Units of Measure	Violation	Source of Constituent
2024	Chlorine Disinfectant	1.42	0.58 - 3.20	4	4	ppm	N	Water additive used to control microbes.

During 2024, West Park Municipal Utility District received water from Harris County Municipal Utility District No. 345. The following water quality information was provided by Harris County Municipal Utility District No. 345 TX1012768: For more information regarding the water quality for HC MUD 345, please contact - Adam Thelen with Inframark at: [adam.thelen@inframark.com](mailto:adam.thelen@inframark.com)

Unregulated Contaminants**					
Year	Constituent	Average of All Sampling Points	Range of Detected Levels	Violation	Units of Measure
2021	Dibromochloromethane	1.00	1.0 - 1.0	N	ppb
2020	Bromoform	4.40	4.4 - 4.4	N	ppb
2020	Bromodichloromethane	2.90	2.9 - 2.9	N	ppb
2020	Chloroform	1.10	1.1 - 1.1	N	ppb

\*\*Unregulated contaminants are those for which EPA has not established drinking water standards. The purpose of unregulated contaminant monitoring is to assist EPA in determining the occurrence of unregulated contaminants in drinking water and whether future regulation is warranted.



### Inorganic Contaminants

Year	Constituent	Highest Detected Level at Any Sampling Point	Range of Detected Levels	MCL	MCLG	Units of Measure	Violation	Source of Constituent
2024	Arsenic*	8.6	7.1 - 8.6	10	0	ppb	N	Erosion of natural deposits.
2023	Barium	0.201	0.201 - 0.201	2	2	ppm	N	Discharge of drilling wastes.
2023	Fluoride	0.4	0.4 - 0.4	4	4	ppm	N	Erosion of natural deposits.

\*While your drinking water meets EPA standards for arsenic, it does contain low levels of arsenic. EPA's standard balances the current understanding of arsenic's possible health effects against the costs of removing arsenic from drinking water. EPA continues to research the health effects of low levels of arsenic, which is a mineral known to cause cancer in humans at high concentrations and is linked to other health effects such as skin damage and circulatory problems.

### Lead and Copper

Year	Constituent	The 90th Percentile	Number of Sites Exceeding Action Levels	Action Level	MCLG	Units of Measure	Violation	Source of Constituent
2023	Copper	0.38	0	1.3	1.3	ppm	N	Erosion of natural deposits; Leaching from wood preservatives.
2023	Lead	1.16	0	15	0	ppb	N	Corrosion of household plumbing systems; Erosion of natural deposits

If present, elevated levels of lead can cause serious health problems, especially for pregnant women and young children. Lead in drinking water is primarily from materials and components associated with service lines and home plumbing. This water supply is responsible for providing high quality drinking water, but cannot control the variety of materials used in plumbing components. When your water has been sitting for several hours, you can minimize the potential for lead exposure by flushing your tap for 30 seconds to 2 minutes before using water for drinking or cooking. If you are concerned about lead in your water, you may wish to have your water tested. Information on lead in drinking water, testing methods, and steps you can take to minimize exposure is available from the Safe Drinking Water Hotline or at <http://www.epa.gov/safewater/lead>.

### Radioactive Contaminants

Year	Constituent	Highest Detected Level at Any Sampling Point	Range of Detected Levels	MCL	MCLG	Units of Measure	Source of Constituent
2021	Combined Radium 226/228	4.58	4.58 - 4.58	5	0	pCi/L	Erosion of natural deposits.
2021	Gross alpha excluding radon and uranium	3.50	3.50 - 3.50	15	0	pCi/L	Erosion of natural deposits.



April 28, 2025

Board of Directors  
West Park Municipal Utility District  
c/o Marks Richardson PC  
3700 Buffalo Speedway, Suite 830  
Houston, Texas 77098

Reference: District Engineer's Status Report  
IDS Project No. 0683-001-ESR

Members of the Board:

The status of various projects in the District is as follows:

4. Sidewalk Projects

On January 29, we discussed the Places 4 People sidewalk project application with Harris County representatives to confirm the scope of the project. Harris County is considering extending the design to Fry Road and the south side of Park Row. The application included a sidewalk on the north side, and it stopped short of Fry Road. – No updates

12.a) Design, Bid, and Award

Nothing to report at this time.

12.a)i. Replacement of Ground Storage Tank No. 2 at Water Plant No. 2

We are currently working to prepare plans and specifications for this project. Funding for the project is included with Bond Issue No. 9 at an estimated cost of \$1,200,000 for construction and \$188,000 for engineering.

12.a)ii. Fencing Replacement at Water Plant No. 1 and Wastewater Treatment Plant

Funding for the project is included with Bond Issue No. 9 at an estimated cost of \$350,000 for construction. Five bids for the project were received on April 4. The complete bid tabulation is attached for the Board's review. Below is a summary of the bids (base bid – 8' fence):

American Wall	\$386,020.00
Perea Masonry, Inc.	\$413,953.50
Aber Fence Company	\$467,244.00
Macyas Construction	\$776,295.00
C and M Precast	\$813,513.80

**ACTION – Award Project**

12.b)i. Wastewater Treatment Plant (WWTP) Generator Replacement

Site work is completed until the arrival of the Generator, which is expected to arrive around May 12.

12.c) Easement and Facility conveyances

Nothing to report at this time.

12.d) Utility Commitments

Nothing to report at this time.

12.e) Harris County Utility Relocation Requests

Precinct 4 is working on two projects within West Park MUD.

Greenhouse at I-10 (UPIN 22103N307530001)– The project involves an additional right turn lane on Greenhouse, southbound. It would require additional right-of-way from the properties west of Greenhouse. – No updates

Fry Road north of Park Row (UPIN 20103N302902) – This project involves the construction of a sidewalk from Park Row to Saums Road, within the existing right-of-way. – No updates

12.f) Development Matters

Giammalva Properties is looking to acquire an access easement from the District for a potential buyer of the vacant tract adjacent to the Wastewater Treatment Plant. - no updates

The Sunbelt is proposing revised access to Water Plant No. 2 – no updates

12.f)(i) Development by Pelican Energy Corridor, LLC

12.f)(ii) Development by Weekley Homes

We provided a no objection letter for the public storm sewer plans that will serve the Pelican and David Weekley projects. The project's engineer sent a draft contract for review, and we provided minor comments. They are looking to begin public advertisement for bids soon.

12.g) WHCRWA Surface Water Conversion

The project's engineer submitted 90% plans on April 16 and we returned a few minor comments.

12.h) Chloramine Conversion at Water Plant 1 and 2

We are planning to convert the District's water disinfection system from chlorine to chloramine around October 2025, and are in coordination with the adjacent MUDs to provide advance notice.

12.h)(i) West Lake Municipal Utility District No. 1 Waterline Replacement

West Lake MUD 1 is in the process of replacing their water lines throughout the District. As part of this process, they uncovered the interconnect valve between the Districts. They will be replacing the valve as part of their reconstruction efforts and adding a 2" blow off valve. We are also working to update the interconnect agreement, which will include updated exhibit of new valve locations.

Other District items:

Asset Management Plan - Next action date: October 2025

TPDES Discharge Permit - Next action date: November 2026

SWQ Permits:

Basins A&B – Next action date: March 2026

Basins C&D – Next action date: June 2025

Preserve – Next action date: June 2025

Tank Inspections:

WP 1 – External inspection will be held August 2025. Internal Inspection will be held in 2027.

WP 2 – External inspection will be held August 2025. Internal Inspection will be held in 2027.

We will be happy to answer any questions the Board may have.

Respectfully,



John R. Herzog, P.E.  
Senior Project Manager

\\idseg.com\F5\Projects\0600\068300100 West Park MUD Gen Consult\ESR\2025\2025-04-28 WPMUD Eng Rpt.docx

BID TAB

WEST PARK MUNICIPAL UTILITY DISTRICT

WATER PLANT NO. 1 AND WASTEWATER TREATMENT PLANT FENCE REPLACEMENT

PROJECT NO. 0683-025-00, CONTRACT NO. 1

Bids Opened: April 4, 2025 9:00 a.m.

<u>Description of Item</u>	Bidder No. 1 American Wall Days: 90		Bidder No. 2 Perea Masonry, Inc. Days: 90		Bidder No. 3 Aber Fence Company Days: 90		Bidder No. 4 Macys Construction and Utilites Days: 90		Bidder Cann Days: 90
	<u>Unit Price</u>	<u>Total Cost</u>	<u>Unit Price</u>	<u>Total Cost</u>	<u>Unit Price</u>	<u>Total Cost</u>	<u>Unit Price</u>	<u>Total Cost</u>	<u>Unit Price</u>

ITEMS:

Furnish and Install Concrete Truck Washout (178 S.Y.), Complete in Place: \$5,000.00 \$5,000.00 \$2,500.00 \$2,500.00 \$2,500.00 \$2,500.00 \$8,500.00 \$8,500.00 \$2,000.00

CONTROL ITEMS: \$5,000.00 \$2,500.00 \$2,500.00 \$8,500.00

Remove and Legally Dispose of Existing 8' Chain Link Fence and Gate, Complete in Place: \$20.00 \$35,700.00 \$5.00 \$8,925.00 \$12.00 \$21,420.00 \$7.00 \$12,495.00 \$12.2

Remove and Legally Dispose Existing Artisan Precast Concrete Wall, Complete in Place: \$20.00 \$8,400.00 \$10.00 \$4,200.00 \$30.00 \$12,600.00 \$15.00 \$6,300.00 \$66.5

Furnish and Install 8-Foot Tall Concrete or Masonry Fence, including foundation and appurtenances, Complete in Place: \$133.75 \$294,250.00 \$159.50 \$350,900.00 \$180.00 \$396,000.00 \$250.00 \$550,000.00 \$308.9

Furnish and Install 16' Access Gate and Appurtenances, Complete in Place: \$9,450.00 \$28,350.00 \$10,800.00 \$32,400.00 \$6,208.00 \$18,624.00 \$15,000.00 \$45,000.00 \$19,049.0

Furnish and Install Pedestrian Gate, Complete in Place: \$3,560.00 \$7,120.00 \$2,700.00 \$5,400.00 \$2,980.00 \$5,960.00 \$2,000.00 \$4,000.00 \$4,760.0

ITEMS: \$373,820.00 \$401,825.00 \$454,604.00 \$617,795.00

S:

Furnish Performance and Payment Bonds in accordance with the Contract Documents: \$7,200.00 \$7,200.00 \$9,628.50 \$9,628.50 \$10,140.00 \$10,140.00 \$150,000.00 \$150,000.00 \$15,500.0

NEOUS ITEMS: \$7,200.00 \$9,628.50 \$10,140.00 \$150,000.00

BID \$386,020.00 \$413,953.50 \$467,244.00 \$776,295.00

Description of Item	Bidder No. 1 American Wall Days: 90		Bidder No. 2 Perea Masonry, Inc. Days: 90		Bidder No. 3 Aber Fence Company Days: 90		Bidder No. 4 Macys Construction and Utilities Days: 90		Bidder No. 5 Cane Construction Days: 90
	Unit	Total	Unit	Total	Unit	Total	Unit	Total	
	Price	Cost	Price	Cost	Price	Cost	Price	Cost	
Furnish and Install 10-Foot Tall Concrete or Masonry Fence, Including foundation and appurtenances, Complete in Place:	\$178.75	\$393,250.00	\$199.38	\$438,636.00	\$256.10	\$563,420.00	\$325.00	\$715,000.00	\$406.00
SEE BID ITEMS:		\$393,250.00		\$438,636.00		\$563,420.00		\$715,000.00	
ERNATE BID		\$485,020.00		\$501,689.50		\$634,664.00		\$941,295.00	



INTERSTATE 10

WESTLAKE SEC. ONE

WESTLAKE

VILLAGE

WESTLAKE

Whiteback Dr.

Ricefield Drive

Artium Place

Foxlake

FRY ROAD (60' ROW)

SANITARY SEWER	LINE SIZE	GRADE
18"	18"	0.21%
12"	12"	0.22%
8"	8"	0.13%
6"	6"	0.17%
24"	24"	0.10%

REVISION: 9/22/81, PROPOSEDLY APPROVED  
BY THE CITY OF HOUSTON, TEXAS  
NOTE: THE 100' FLOOD PLAIN ELEV AT  
THE CONFLUENCE OF MAINE CREEK OF  
THE SANITARY SEWER (M.S.D.) IS 112.52' AFTER THE  
M.C.C.O.

DATE ENGINEER INC.  
PERMANENT RECORDS  
PEL JOB NO. 143.3  
DO NOT DESTROY

SCALE: 1" = 40'

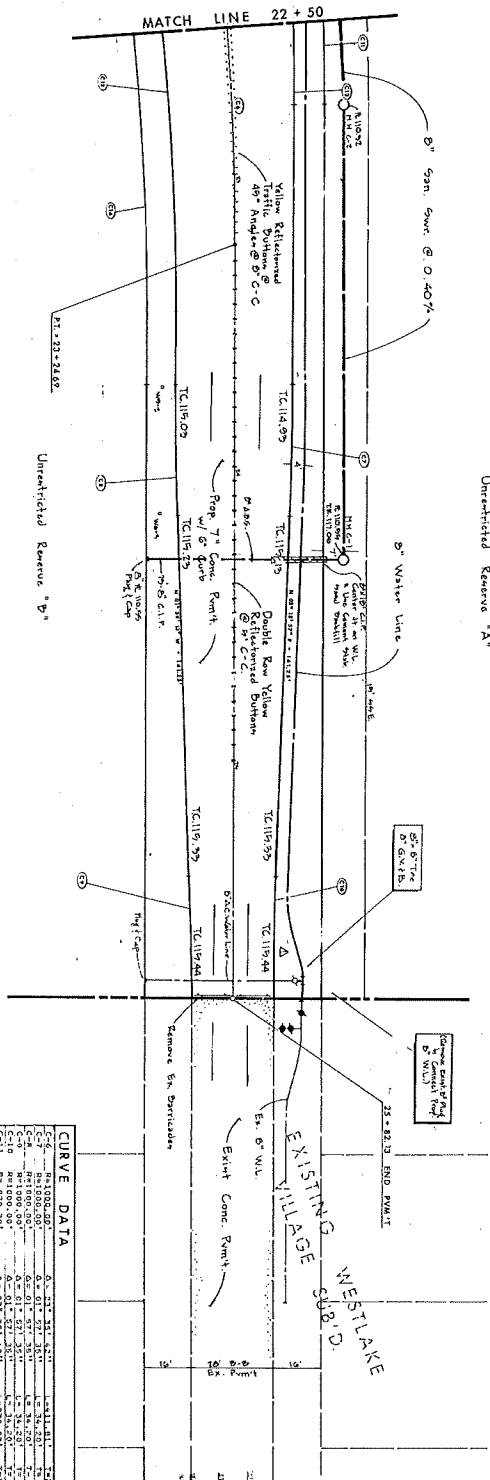
DO NOT DESTROY  
SCALE: 1" = 40'

10 Dwg No. 153-301 SA

- SANITARY**
1. ALL SANITARY SEWER MATERIALS, CONSTRUCTION AND TESTING IS TO BE IN ACCORDANCE WITH THE FOLLOWING SPECIFICATIONS:
  2. ALL STITCHES, JOINTS, AND FITS TO BE 6" MINIMUM, STITCHES AT MANHOLES WILL BE A MINIMUM OF 12" MINIMUM.
  3. ALL SANITARY SEWER MANHOLES, RINGS, DITCHES OR PARALLEL DITCHES WILL BE SET 3" TO 4" BELOW FINISHED GRADE.
  4. SANITARY SEWER LINES TO HAVE DOWEL BARS, 10" DIA., 100 PSI, AND CLASS THICKNESS OF 12" MINIMUM.
  5. ALL SEWER CONNECTIONS TO EXISTING SANITARY SEWER LINES WILL BE BY GRADE OR BY TRENCHING TO EXISTING CITY OF HOUSTON LAYERS.
  6. SANITARY SEWER LINES WILL HAVE CLASS "A" BEDDING WHERE EXISTING STABILIZED SAND OR GRAVEL IS NOT ACCEPTABLE UNDER PAYMENT AREAS PRESENT OR FUTURE.
  7. WHEN DEPTH EXCEEDS 10' USE TYPE "A" BEDDING.
  8. WHEN DEPTH EXCEEDS 10' USE TYPE "A" BEDDING.
  9. WHEN DEPTH EXCEEDS 10' USE TYPE "A" BEDDING.
  10. WHEN DEPTH EXCEEDS 10' USE TYPE "A" BEDDING.
  11. WHEN DEPTH EXCEEDS 10' USE TYPE "A" BEDDING.
  12. WHEN DEPTH EXCEEDS 10' USE TYPE "A" BEDDING.
  13. WHEN DEPTH EXCEEDS 10' USE TYPE "A" BEDDING.
  14. WHEN DEPTH EXCEEDS 10' USE TYPE "A" BEDDING.
  15. WHEN DEPTH EXCEEDS 10' USE TYPE "A" BEDDING.
  16. WHEN DEPTH EXCEEDS 10' USE TYPE "A" BEDDING.
  17. WHEN DEPTH EXCEEDS 10' USE TYPE "A" BEDDING.
  18. WHEN DEPTH EXCEEDS 10' USE TYPE "A" BEDDING.
  19. WHEN DEPTH EXCEEDS 10' USE TYPE "A" BEDDING.
  20. WHEN DEPTH EXCEEDS 10' USE TYPE "A" BEDDING.
  21. WHEN DEPTH EXCEEDS 10' USE TYPE "A" BEDDING.
  22. WHEN DEPTH EXCEEDS 10' USE TYPE "A" BEDDING.
  23. WHEN DEPTH EXCEEDS 10' USE TYPE "A" BEDDING.
  24. WHEN DEPTH EXCEEDS 10' USE TYPE "A" BEDDING.
  25. WHEN DEPTH EXCEEDS 10' USE TYPE "A" BEDDING.
  26. WHEN DEPTH EXCEEDS 10' USE TYPE "A" BEDDING.
  27. WHEN DEPTH EXCEEDS 10' USE TYPE "A" BEDDING.
  28. WHEN DEPTH EXCEEDS 10' USE TYPE "A" BEDDING.
  29. WHEN DEPTH EXCEEDS 10' USE TYPE "A" BEDDING.
  30. WHEN DEPTH EXCEEDS 10' USE TYPE "A" BEDDING.
  31. WHEN DEPTH EXCEEDS 10' USE TYPE "A" BEDDING.
  32. WHEN DEPTH EXCEEDS 10' USE TYPE "A" BEDDING.
  33. WHEN DEPTH EXCEEDS 10' USE TYPE "A" BEDDING.
  34. WHEN DEPTH EXCEEDS 10' USE TYPE "A" BEDDING.
  35. WHEN DEPTH EXCEEDS 10' USE TYPE "A" BEDDING.
  36. WHEN DEPTH EXCEEDS 10' USE TYPE "A" BEDDING.
  37. WHEN DEPTH EXCEEDS 10' USE TYPE "A" BEDDING.
  38. WHEN DEPTH EXCEEDS 10' USE TYPE "A" BEDDING.
  39. WHEN DEPTH EXCEEDS 10' USE TYPE "A" BEDDING.
  40. WHEN DEPTH EXCEEDS 10' USE TYPE "A" BEDDING.
  41. WHEN DEPTH EXCEEDS 10' USE TYPE "A" BEDDING.
  42. WHEN DEPTH EXCEEDS 10' USE TYPE "A" BEDDING.
  43. WHEN DEPTH EXCEEDS 10' USE TYPE "A" BEDDING.
  44. WHEN DEPTH EXCEEDS 10' USE TYPE "A" BEDDING.
  45. WHEN DEPTH EXCEEDS 10' USE TYPE "A" BEDDING.
  46. WHEN DEPTH EXCEEDS 10' USE TYPE "A" BEDDING.
  47. WHEN DEPTH EXCEEDS 10' USE TYPE "A" BEDDING.
  48. WHEN DEPTH EXCEEDS 10' USE TYPE "A" BEDDING.
  49. WHEN DEPTH EXCEEDS 10' USE TYPE "A" BEDDING.
  50. WHEN DEPTH EXCEEDS 10' USE TYPE "A" BEDDING.
  51. WHEN DEPTH EXCEEDS 10' USE TYPE "A" BEDDING.
  52. WHEN DEPTH EXCEEDS 10' USE TYPE "A" BEDDING.
  53. WHEN DEPTH EXCEEDS 10' USE TYPE "A" BEDDING.
  54. WHEN DEPTH EXCEEDS 10' USE TYPE "A" BEDDING.
  55. WHEN DEPTH EXCEEDS 10' USE TYPE "A" BEDDING.
  56. WHEN DEPTH EXCEEDS 10' USE TYPE "A" BEDDING.
  57. WHEN DEPTH EXCEEDS 10' USE TYPE "A" BEDDING.
  58. WHEN DEPTH EXCEEDS 10' USE TYPE "A" BEDDING.
  59. WHEN DEPTH EXCEEDS 10' USE TYPE "A" BEDDING.
  60. WHEN DEPTH EXCEEDS 10' USE TYPE "A" BEDDING.
  61. WHEN DEPTH EXCEEDS 10' USE TYPE "A" BEDDING.
  62. WHEN DEPTH EXCEEDS 10' USE TYPE "A" BEDDING.
  63. WHEN DEPTH EXCEEDS 10' USE TYPE "A" BEDDING.
  64. WHEN DEPTH EXCEEDS 10' USE TYPE "A" BEDDING.
  65. WHEN DEPTH EXCEEDS 10' USE TYPE "A" BEDDING.
  66. WHEN DEPTH EXCEEDS 10' USE TYPE "A" BEDDING.
  67. WHEN DEPTH EXCEEDS 10' USE TYPE "A" BEDDING.
  68. WHEN DEPTH EXCEEDS 10' USE TYPE "A" BEDDING.
  69. WHEN DEPTH EXCEEDS 10' USE TYPE "A" BEDDING.
  70. WHEN DEPTH EXCEEDS 10' USE TYPE "A" BEDDING.
  71. WHEN DEPTH EXCEEDS 10' USE TYPE "A" BEDDING.
  72. WHEN DEPTH EXCEEDS 10' USE TYPE "A" BEDDING.
  73. WHEN DEPTH EXCEEDS 10' USE TYPE "A" BEDDING.
  74. WHEN DEPTH EXCEEDS 10' USE TYPE "A" BEDDING.
  75. WHEN DEPTH EXCEEDS 10' USE TYPE "A" BEDDING.
  76. WHEN DEPTH EXCEEDS 10' USE TYPE "A" BEDDING.
  77. WHEN DEPTH EXCEEDS 10' USE TYPE "A" BEDDING.
  78. WHEN DEPTH EXCEEDS 10' USE TYPE "A" BEDDING.
  79. WHEN DEPTH EXCEEDS 10' USE TYPE "A" BEDDING.
  80. WHEN DEPTH EXCEEDS 10' USE TYPE "A" BEDDING.
  81. WHEN DEPTH EXCEEDS 10' USE TYPE "A" BEDDING.
  82. WHEN DEPTH EXCEEDS 10' USE TYPE "A" BEDDING.
  83. WHEN DEPTH EXCEEDS 10' USE TYPE "A" BEDDING.
  84. WHEN DEPTH EXCEEDS 10' USE TYPE "A" BEDDING.
  85. WHEN DEPTH EXCEEDS 10' USE TYPE "A" BEDDING.
  86. WHEN DEPTH EXCEEDS 10' USE TYPE "A" BEDDING.
  87. WHEN DEPTH EXCEEDS 10' USE TYPE "A" BEDDING.
  88. WHEN DEPTH EXCEEDS 10' USE TYPE "A" BEDDING.
  89. WHEN DEPTH EXCEEDS 10' USE TYPE "A" BEDDING.
  90. WHEN DEPTH EXCEEDS 10' USE TYPE "A" BEDDING.
  91. WHEN DEPTH EXCEEDS 10' USE TYPE "A" BEDDING.
  92. WHEN DEPTH EXCEEDS 10' USE TYPE "A" BEDDING.
  93. WHEN DEPTH EXCEEDS 10' USE TYPE "A" BEDDING.
  94. WHEN DEPTH EXCEEDS 10' USE TYPE "A" BEDDING.
  95. WHEN DEPTH EXCEEDS 10' USE TYPE "A" BEDDING.
  96. WHEN DEPTH EXCEEDS 10' USE TYPE "A" BEDDING.
  97. WHEN DEPTH EXCEEDS 10' USE TYPE "A" BEDDING.
  98. WHEN DEPTH EXCEEDS 10' USE TYPE "A" BEDDING.
  99. WHEN DEPTH EXCEEDS 10' USE TYPE "A" BEDDING.
  100. WHEN DEPTH EXCEEDS 10' USE TYPE "A" BEDDING.

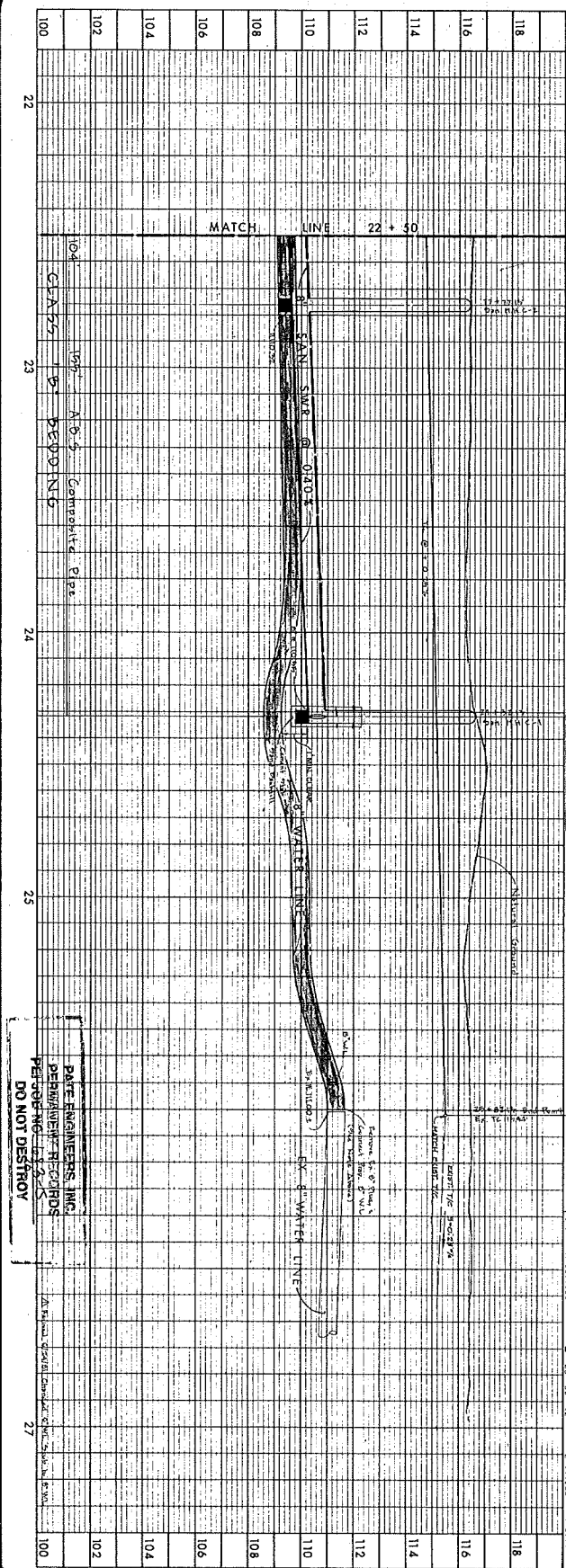
AS BUILT  
DATE: 11/01/91

SHEET NO. 1  
 OF 4  
 DATE: 11-17-77  
 PROJECT: 117.43  
 DRAWN BY: J.M.S.  
 CHECKED BY: J.M.S.  
 DATE: 11-17-77



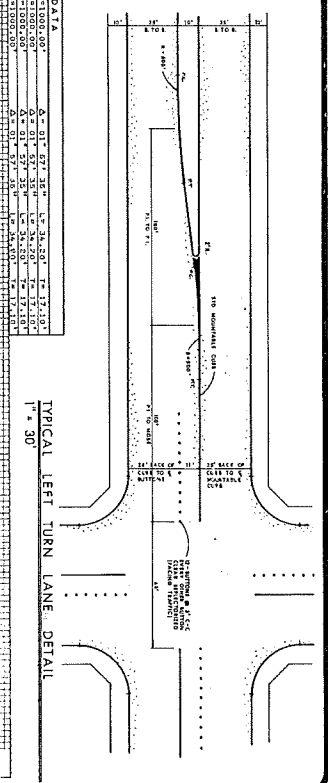
**CURVE DATA**

STATION	PC	PT	PI	TS	STATION	PC	PT	PI	TS
22+50	22+50	22+50	22+50	22+50	23+00	23+00	23+00	23+00	23+00
23+00	23+00	23+00	23+00	23+00	23+50	23+50	23+50	23+50	23+50
23+50	23+50	23+50	23+50	23+50	24+00	24+00	24+00	24+00	24+00
24+00	24+00	24+00	24+00	24+00	24+50	24+50	24+50	24+50	24+50
24+50	24+50	24+50	24+50	24+50	25+00	25+00	25+00	25+00	25+00
25+00	25+00	25+00	25+00	25+00	25+50	25+50	25+50	25+50	25+50
25+50	25+50	25+50	25+50	25+50	26+00	26+00	26+00	26+00	26+00
26+00	26+00	26+00	26+00	26+00	26+50	26+50	26+50	26+50	26+50
26+50	26+50	26+50	26+50	26+50	27+00	27+00	27+00	27+00	27+00



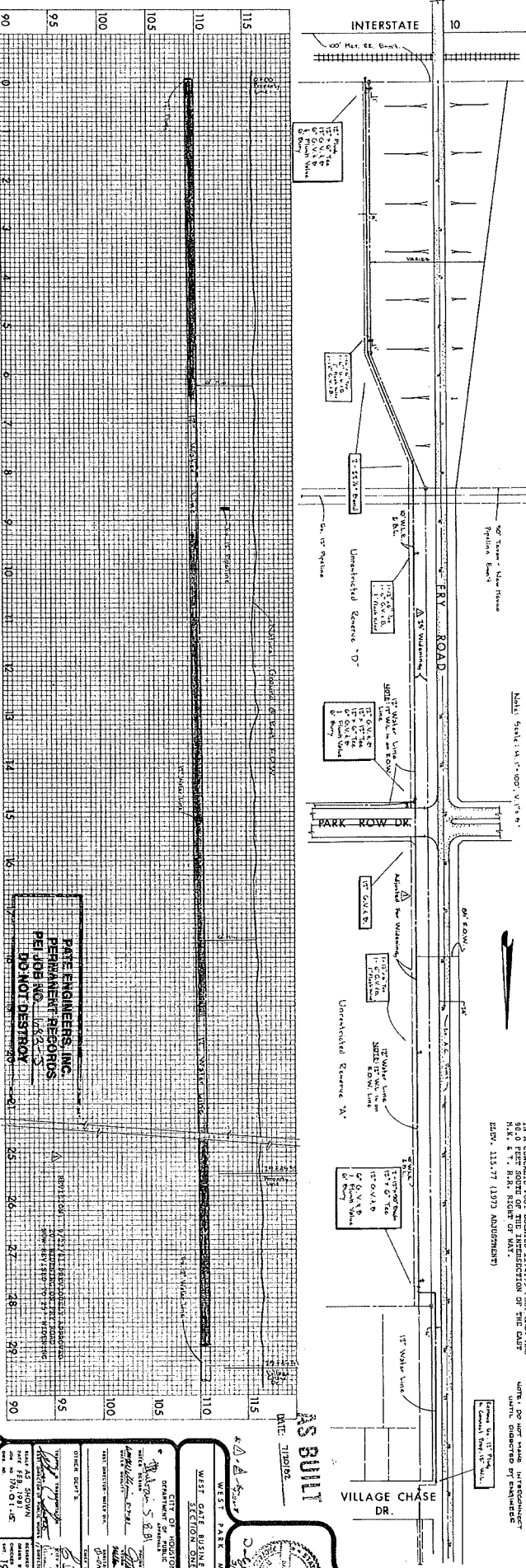
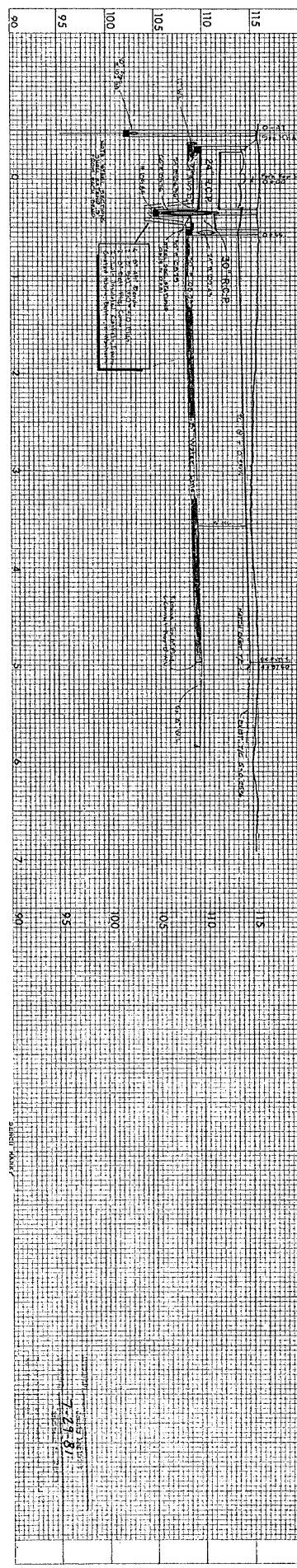
**AS BUILT**  
 DATE: 11/20/77  
 DRAWN BY: J.M.S.  
 CHECKED BY: J.M.S.  
 DATE: 11-17-77

WEST PARK, M.D.  
 SECTION ONE  
 CITY OF HOUSTON  
 DEPARTMENT OF PUBLIC WORKS  
 PROJECT NO. 117.43  
 DRAWN BY: J.M.S.  
 CHECKED BY: J.M.S.  
 DATE: 11-17-77



CURVE DATA			
C-15	R=1000.00*	$\Delta = 01^{\circ} 57' 36''$	L = 34.50* T = 17.10*
C-16	R=1000.00	$\Delta = 01^{\circ} 57' 35''$	L = 34.20* T = 17.10*
C-17	R=1000.00*	$\Delta = 01^{\circ} 57' 32''$	L = 34.50* T = 17.10*
C-18	R=1000.00	$\Delta = 01^{\circ} 57' 35''$	L = 34.50* T = 17.10*

TYPICAL LEFT TURN LANE DETAIL  
1" = 30'



PATE ENGINEERS, INC.  
PERMANENT RECORDS  
PEI JOB NO. 1083-S  
DO NOT DESTROY

[illegible][illegible]

7/20/82

**FOWLER & MUNGER / CONSULTING ENGINEERS**  
15311 VANTAGE PARKWAY WEST • SUITE 155 • HOUSTON, TEXAS, 77032 • PH. 1-713-590-7380



# **West Park MUD**

## **Storm Water Management Program**

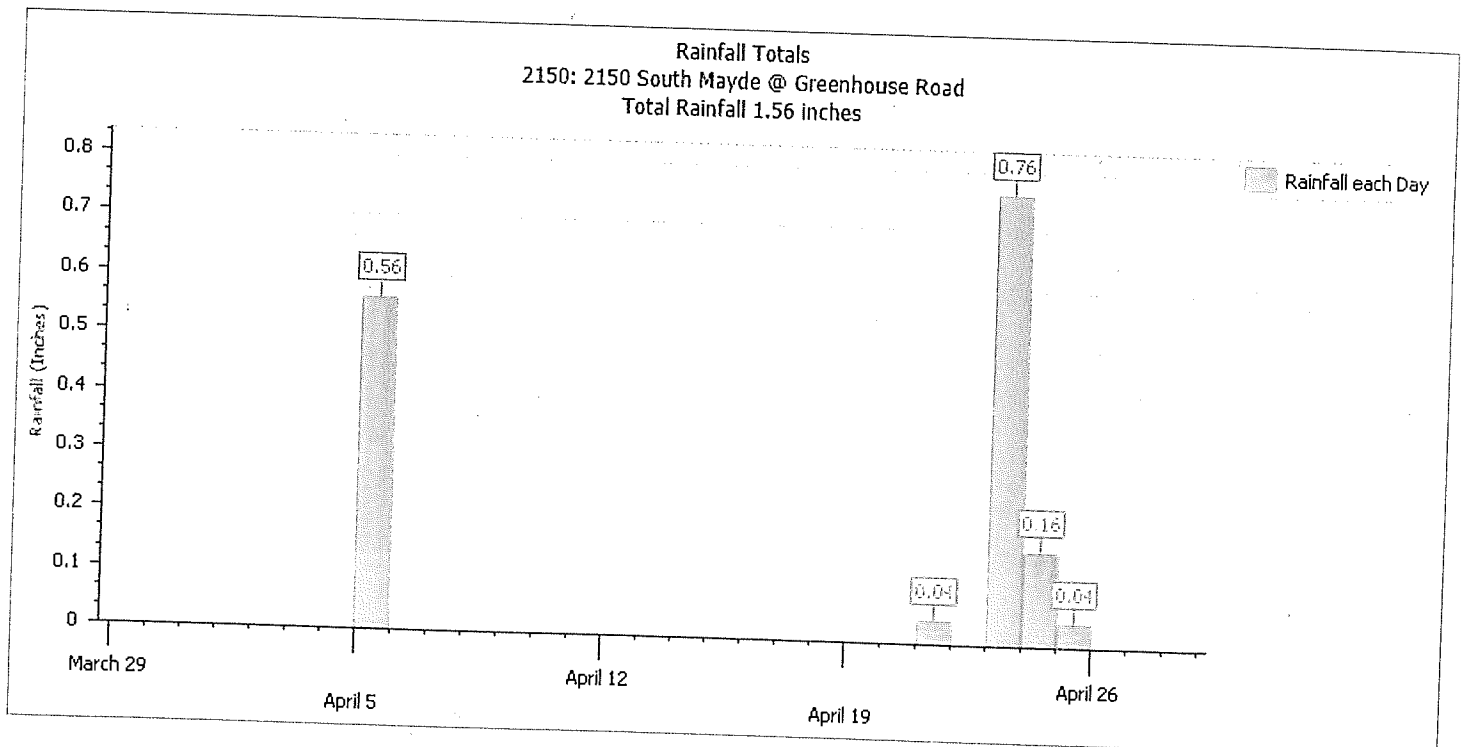
### **April 2025**



Sarah Valladares 281-910-9051 [svalladares@swstx.com](mailto:svalladares@swstx.com)

1. Services:
  - a. West Park MUD Basins A-D
    - i. Monthly fine mowing and hand work performed
    - ii. Spring & Fall Overseed/Fertilization
    - iii. Clean features
  - b. West Park MUD WWTP
    - i. Monthly fine mowing and hand work performed
  - c. West Park Preserve
    - i. Monthly inspection of inlets
    - ii. Remove floatables
2. Discussion
  - a. None
3. Proposed Action Items
  - a. None

## Rainfall Data



## Basins A, B, C & D - Mowing






## Basins A, B, C & D - Mowing



## Basins A, B, C & D - Mowing







## Basins A, B, C & D - Mowing



## West Park Preserve Inlets - Inspection



West Park Ponds A-D - Inspection




## West Park Ponds A-D - Inspection



## West Park Ponds A-D - Inspection



RSVP



YOU AND A GUEST  
ARE INVITED TO:

**BRISCOE  
WESTERN ART  
MUSEUM**



**JUNE 13<sup>TH</sup> | 8:00pm-12am**

210 W. MARKET STREET, SAN  
ANTONIO, TX

**HOSTED BY:**







**MUNICIPAL ACCOUNTS  
& CONSULTING, L.P.**

**Bookkeeper's Report | April 28, 2025**

## **West Park Municipal Utility District**



**WEBSITE**

[www.municipalaccounts.com](http://www.municipalaccounts.com)



**ADDRESS**

1281 Brittmoore Road  
Houston, Texas 77043



**CONTACT**

Phone: 713.623.4539  
Fax: 713.629.6859





# West Park Municipal Utility District

BOOKKEEPER'S REPORT | 04/28/2025



## Spotlight On Funding Your Capital Improvements Plan (CIP)

What is it and why is it important? Your CIP is a tool for planning how your District will pay for maintenance, repairs, new construction and unexpected projects that come up over the next 5-20 year period. Will you issue Bonds? Do you have Operating reserves & surplus funds? Can you utilize your Maintenance & Operations tax and Water and Wastewater revenues? What action do you need to take now to be prepared 5 years down the line? Working with your Engineer to prepare this plan enables the District to determine its financial needs and plan accordingly.

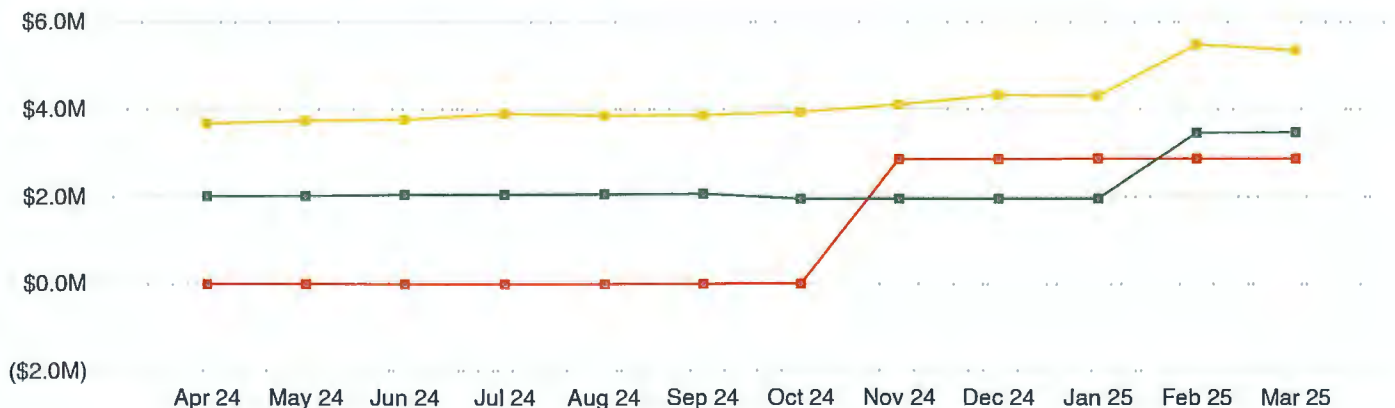
Bonds Summary		Most Recent Audited Revenue Sources		General Operating Reserves
Water, Sewer, Drainage	Park, Roads, Other	Maximum Approved M&O Rate	\$0.50	Operating Fund Balance \$5,185,268
Total Authorized \$83.6M	Total Authorized \$9.9M	Audited M&O Rate	\$0.16	
Total Issued \$41.4M	Total Issued N/A	Audited M&O Revenue	\$1.3M	Total Expenditures Excluding Capital Costs \$2,621,276
		Audited Retail Service Rate Per 10,000 gallons	\$65.50	
		Audited Water/Wastewater Revenue	\$1.5M	24.4 Months
\$Available to Issue \$42.2M	\$Available to Issue \$9.9M	Audited Sales Tax Revenue	\$700.7K	

### Account Balance | As of 04/28/2025

General Operating	Capital Projects	Debt Service
\$5,185,268	\$2,854,021	\$3,475,897

Total For All Accounts: \$11,515,185

### Account Balance By Month | April 2024 - March 2025



# Monthly Financial Summary - General Operating Fund

West Park MUD - GOF



## Account Balance Summary

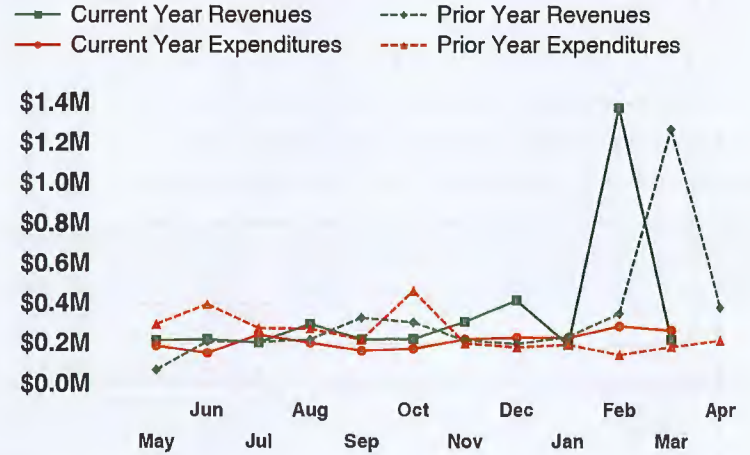
Balance as of 03/25/2025 **\$5,192,281**

Receipts 344,746

Disbursements (351,760)

Balance as of 04/28/2025 **\$5,185,268**

## Overall Revenues & Expenditures By Month (Year to Date)



## March 2025

### Revenues

Actual	Budget	Over/(Under)
\$222,568	\$1,269,856	(\$1,047,288)

### Expenditures

Actual	Budget	Over/(Under)
\$269,298	\$258,412	\$10,886

## May 2024 - March 2025 (Year to Date)

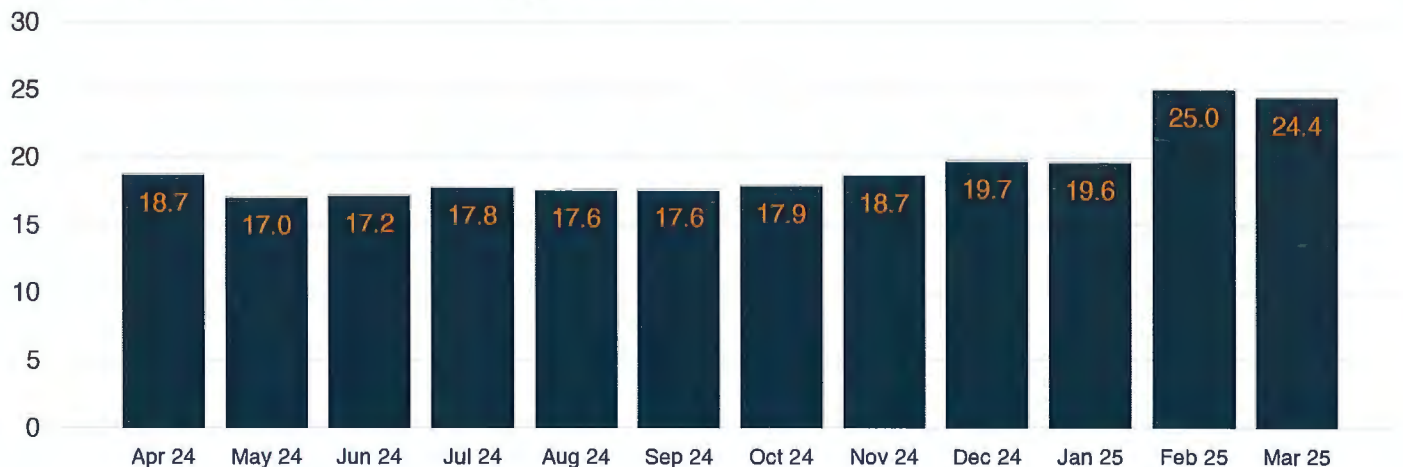
### Revenues

Actual	Budget	Over/(Under)
\$3,931,674	\$3,656,745	\$274,929

### Expenditures

Actual	Budget	Over/(Under)
\$2,395,525	\$2,534,668	(\$139,143)

## Operating Fund Reserve Coverage Ratio (In Months)



# Cash Flow Report - Checking Account

West Park MUD - GOF



Number	Name	Memo	Amount	Balance
Balance as of 03/25/2025				\$32,732.35
<b>Receipts</b>				
	Maintenance Tax Collections		5,210.53	
	Transfer From Central Bank Operator Account		119,387.31	
	Interest Earned on Checking		23.97	
	City of Houston Sales Tax Rebate		49,860.23	
	Transfer From Money Market		30,000.00	
<b>Total Receipts</b>				<b>\$204,482.04</b>
<b>Disbursements</b>				
6904	West Harris County Regional Water Auth	Pumpage Fees	(66,985.20)	
6929	Marks Richardson PC	Legal Fees	(4,443.86)	
6932	Amrit Singh	Security Patrol	(3,000.00)	
6933	Brynisha Owens-Gage	Security Patrol	(200.00)	
6934	David Alaniz	Security Patrol	(800.00)	
6935	Devin Win	Security Patrol	(1,600.00)	
6936	Luis Saucedo Lopez	Security Patrol	(800.00)	
6937	Marcus Suarez	Security Patrol	(1,600.00)	
6938	Mitchell Hutter	Security Patrol	(560.00)	
6939	Navdeep Nijjar	Security Patrol	(800.00)	
6940	Shane Wyrick	Security Patrol	(2,000.00)	
6941	Simon Ramirez	Security Patrol	(560.00)	
6942	B & A Municipal Tax Service, LLC	SB2 & HB 1154 Compliance Updates	(375.00)	
6943	IDS Engineering Group, Inc	Engineering Fees	(5,184.50)	
6944	Municipal Accounts & Consulting, LP	Bookkeeping Fees	(9,322.58)	
6945	Park Rangers, LLC	Park Consultation & Maintenance	(7,433.38)	
6946	SentriForce	Security Cameras	(2,345.00)	
6947	Storm Water Solutions, LLC	Mowing Expense	(1,810.00)	
6948	Touchstone District Services, LLC	Website Hosting	(460.80)	
6949	H2O Innovation	Maintenance & Operations	(90,822.41)	
6950	Marks Richardson PC	Legal Fees	0.00	
6951	Reliant	Utility Expense	0.00	
6952	West Harris County Regional Water Auth	Pumpage Fees	0.00	
Bank Fees	Central Bank	Service Charge	(25.00)	
HRP	Michael F. Dignam.	Fees of Office 3/24/2025	(204.10)	
HRP	Natalie Garza.	Fees of Office 3/24/2025	(204.10)	
HRP	Howard Brock Hudson.	Fees of Office 3/24/2025	(204.10)	
HRP	William Bryant Patrick.	Fees of Office 3/24/2025	(204.10)	
HRP	Daniel Wolterman.	Fees of Office 3/24/2025	(204.10)	
HRP Fee	HRP Payroll	HRP Payroll Processing Fee	(50.00)	



# Cash Flow Report - Checking Account

West Park MUD - GOF



Number	Name	Memo	Amount	Balance
Disbursements				
HRP Tax	HRP Payroll	HRP Payroll Taxes	(169.00)	
Total Disbursements				(\$202,367.23)
Balance as of 04/28/2025				\$34,847.16

# Cash Flow Report - Operator Account

West Park MUD - GOF



Number	Name	Memo	Amount	Balance
Balance as of 03/25/2025				\$26,772.54
Receipts				
	Accounts Receivable		113,282.52	
	Accounts Receivable		10,757.85	
Total Receipts				\$124,040.37
Disbursements				
Bank Fees	Central Bank	Service Charge	(5.00)	
Sweep	Central Bank	Transfer To Central Bank Checking	(119,387.31)	
Total Disbursements				(\$119,392.31)
Balance as of 04/28/2025				\$31,420.60

# Actual vs. Budget Comparison

West Park MUD - GOF



		March 2025			May 2024 - March 2025			
		Actual	Budget	Over/ (Under)	Actual	Budget	Over/ (Under)	Annual Budget
Revenues								
Water Revenue								
14101	Water- Customer Service Revenue	34,647	35,969	(1,322)	412,011	424,920	(12,909)	461,900
14102	WHCRWA - Pumpage Fee	49,466	50,677	(1,211)	662,620	659,553	3,067	717,800
14104	Pumpage Credits	11,288	11,288	0	124,168	124,168	0	135,456
14106	TCEQ - Water	160	175	(15)	1,843	1,925	(82)	2,100
Total Water Revenue		95,561	98,109	(2,548)	1,200,643	1,210,566	(9,923)	1,317,256
Wastewater Revenue								
14201	Wastewater-Customer Service Rev	29,244	29,867	(623)	314,872	328,533	(13,661)	358,400
14203	Grease Trap Inspection Fees	1,300	600	700	10,350	6,600	3,750	7,200
14206	TCEQ - Wastewater	160	175	(15)	1,843	1,925	(82)	2,100
Total Wastewater Revenue		30,704	30,642	62	327,066	337,058	(9,993)	367,700
Property Tax Revenue								
14301	Maintenance Tax Collections	5,211	1,040,121	(1,034,910)	1,207,435	1,209,582	(2,147)	1,266,300
Total Property Tax Revenue		5,211	1,040,121	(1,034,910)	1,207,435	1,209,582	(2,147)	1,266,300
Sales Tax Revenue								
14401	City Tax Rebate	74,407	77,743	(3,336)	631,642	643,880	(12,238)	713,000
Total Sales Tax Revenue		74,407	77,743	(3,336)	631,642	643,880	(12,238)	713,000
Tap Connection Revenue								
14501	Tap Connections	0	8,392	(8,392)	280,350	92,308	188,042	100,700
Total Tap Connection Revenue		0	8,392	(8,392)	280,350	92,308	188,042	100,700
Administrative Revenue								
14702	Penalties & Interest	439	1,333	(894)	14,728	14,667	61	16,000
Total Administrative Revenue		439	1,333	(894)	14,728	14,667	61	16,000
Interest Revenue								
14801	Interest Earned on Checking	24	8	16	24	92	(68)	100
14802	Interest Earned on Temp. Invest	16,224	13,467	2,757	181,567	148,133	33,434	161,600
Total Interest Revenue		16,248	13,475	2,773	181,591	148,225	33,366	161,700
Other Revenue								
15801	Miscellaneous Income	0	42	(42)	1,266	458	808	500
Total Other Revenue		0	42	(42)	1,266	458	808	500
Total Revenues		222,568	1,269,856	(1,047,288)	3,844,721	3,656,745	187,976	3,943,156

## Expenditures

### Water Service

16102 Operations - Water	1,250	1,250	0	13,823	13,750	73	15,000
--------------------------	-------	-------	---	--------	--------	----	--------

# Actual vs. Budget Comparison

West Park MUD - GOF



March 2025				May 2024 - March 2025				
	Actual	Budget	Over/ (Under)	Actual	Budget	Over/ (Under)	Annual Budget	
Expenditures								
Water Service								
16105	Maintenance & Repairs - Water	4,163	15,308	(11,146)	143,489	168,392	(24,903)	183,700
16107	Chemicals - Water	4,489	5,308	(819)	30,157	58,392	(28,234)	63,700
16108	Lab Fees - Water	964	1,250	(286)	11,130	13,750	(2,620)	15,000
16109	Mowing - Water	2,791	2,500	291	30,705	27,500	3,205	30,000
16110	Utilities - Water	0	8,708	(8,708)	81,658	95,792	(14,134)	104,500
16114	Telephone Expense - Water	74	83	(9)	787	917	(129)	1,000
16116	Permit Expense - Water	0	0	0	2,416	7,500	(5,084)	7,500
16118	WHCRWA Pumpage Fee	78,273	61,965	16,308	469,059	783,721	(314,662)	853,256
16119	Service Account Collection	11	8	3	148	92	56	100
16124	Mowing - I-10 Frontage Road	885	792	93	9,733	8,708	1,025	9,500
16125	Water Conservation Sponsorship	0	0	0	8,930	0	8,930	0
Total Water Service		92,901	97,173	(4,273)	802,035	1,178,513	(376,478)	1,283,256
Wastewater Service								
16202	Operations - Wastewater	1,250	1,250	0	13,823	13,750	73	15,000
16205	Maint & Repairs - Wastewater	25,547	22,675	2,872	292,203	249,425	42,778	272,100
16207	Chemicals - Wastewater	4,490	6,983	(2,493)	94,986	76,817	18,169	83,800
16208	Lab Fees - Wastewater	2,356	2,800	(444)	30,099	30,800	(701)	33,600
16209	Mowing - Wastewater	703	650	53	7,729	7,150	579	7,800
16210	Utilities - Wastewater	0	3,875	(3,875)	25,488	42,625	(17,137)	46,500
16212	Sludge Removal	37,806	10,833	26,973	160,860	119,167	41,694	130,000
16214	Telephone Expense - Wastewater	37	88	(50)	394	963	(569)	1,050
16216	Permit Expense - Wastewater	0	0	0	5,089	0	5,089	0
Total Wastewater Service		72,189	49,154	23,035	630,670	540,696	89,975	589,850
Garbage Service								
16301	Garbage Expense	2,317	2,058	259	26,075	22,642	3,434	24,700
Total Garbage Service		2,317	2,058	259	26,075	22,642	3,434	24,700
Storm Water Quality								
16404	Mowing - Basins A-D	1,335	2,252	(917)	21,960	24,768	(2,808)	27,020
Total Storm Water Quality		1,335	2,252	(917)	21,960	24,768	(2,808)	27,020
Tap Connection								
16501	Tap Connection Expense	0	3,333	(3,333)	117,381	36,667	80,714	40,000
16502	Inspection Expense	1,300	917	383	13,760	10,083	3,677	11,000
Total Tap Connection		1,300	4,250	(2,950)	131,141	46,750	84,391	51,000
Parks & Recreation Service								
16601	Parks Maintenance	7,433	8,333	(900)	112,910	91,667	21,243	100,000
16603	Mowing - Park Site	225	225	0	7,559	2,475	5,084	2,700



# Actual vs. Budget Comparison

West Park MUD - GOF



				March 2025			May 2024 - March 2025			
				Actual	Budget	Over/ (Under)	Actual	Budget	Over/ (Under)	Annual Budget
Expenditures										
Parks & Recreation Service										
16608	Utilities - Park			0	42	(42)	405	458	(54)	500
Total Parks & Recreation Service				7,658	8,600	(942)	120,874	94,600	26,274	103,200
Administrative Service										
16701	Administrative Fees			123	883	(761)	4,910	9,717	(4,807)	10,600
16703	Legal Fees			0	6,000	(6,000)	48,874	66,000	(17,126)	72,000
16704	Legal Fees - Enforcement Matter			0	417	(417)	6,883	4,583	2,299	5,000
16705	Auditing Fees			0	0	0	25,800	23,900	1,900	23,900
16706	Engineering Fees			5,185	6,667	(1,482)	57,857	73,333	(15,476)	80,000
16709	Election Expense			0	3,000	(3,000)	1,208	3,500	(2,292)	5,000
16710	Website Hosting			461	338	123	6,819	3,713	3,107	4,050
16712	Bookkeeping Fees			4,721	3,854	867	57,521	55,520	2,001	60,000
16713	Legal Notices & Other Publ.			0	83	(83)	0	917	(917)	1,000
16714	Printing & Office Supplies			593	542	51	6,163	5,958	205	6,500
16715	Filing Fees			0	33	(33)	236	367	(131)	400
16716	Delivery Expense			30	67	(37)	410	733	(323)	800
16717	Postage			204	158	46	2,248	1,742	507	1,900
16718	Insurance & Surety Bond			61,100	54,000	7,100	61,100	54,000	7,100	54,000
16719	AWBD Expense			0	0	0	2,457	0	2,457	0
16721	Meeting Expense			0	450	(450)	3,657	4,950	(1,293)	5,400
16723	Travel Expense			19	17	2	526	183	342	200
16725	B&A Sales Tax Audit			2,000	2,000	0	8,000	8,000	0	8,000
16728	Record Storage Fees			94	100	(6)	2,005	1,100	905	1,200
16729	Senate Bill 2 Compliance			375	375	0	4,125	4,125	0	4,500
16731	Arbitrage Expense			0	0	0	3,425	0	3,425	6,500
16732	Security Patrol			13,080	12,250	830	149,240	134,750	14,490	147,000
Total Administrative Service				87,983	91,233	(3,250)	453,464	457,091	(3,627)	497,950
Security Service										
16801	Security Expense			2,345	2,345	0	25,795	25,795	0	28,140
Total Security Service				2,345	2,345	0	25,795	25,795	0	28,140
Payroll Expense										
17101	Director Fees			1,105	1,105	0	10,608	12,155	(1,547)	13,260
17102	Payroll Tax Expense			85	83	1	811	917	(105)	1,000
17103	Payroll Administration			50	0	50	750	0	750	0
Total Payroll Expense				1,240	1,188	51	12,169	13,072	(902)	14,260
Other Expense										
17802	Miscellaneous Expense			30	158	(128)	1,255	1,742	(487)	1,900



# Actual vs. Budget Comparison

West Park MUD - GOF



	March 2025			May 2024 - March 2025			Annual Budget
	Actual	Budget	Over/ (Under)	Actual	Budget	Over/ (Under)	
<b>Expenditures</b>							
<b>Total Other Expense</b>	30	158	(128)	1,255	1,742	(487)	1,900
<b>Total Expenditures</b>	269,298	258,412	10,886	2,225,438	2,405,668	(180,230)	2,621,276
<b>Total Revenues (Expenditures)</b>	(46,730)	1,011,444	(1,058,174)	1,619,283	1,251,077	368,206	1,321,880
<b>Other Revenues</b>							
<b>Extra Ordinary Revenue</b>							
15902 Transfer From Capital Projects	0	0	0	86,953	0	86,953	0
<b>Total Extra Ordinary Revenue</b>	0	0	0	86,953	0	86,953	0
<b>Total Other Revenues</b>	0	0	0	86,953	0	86,953	0
<b>Other Expenditures</b>							
<b>Capital Outlay</b>							
17901 Capital Outlay	0	0	0	116,087	75,000	41,087	75,000
17909 CO - Sidewalks Saums & Grnhs	0	0	0	54,000	54,000	0	350,000
<b>Total Capital Outlay</b>	0	0	0	170,087	129,000	41,087	425,000
<b>Total Other Expenditures</b>	0	0	0	170,087	129,000	41,087	425,000
<b>Total Other Revenues (Expenditures)</b>	0	0	0	(83,134)	(129,000)	45,866	(425,000)
<b>Excess Revenues (Expenditures)</b>	(46,730)	1,011,444	(1,058,174)	1,536,149	1,122,077	414,072	896,880

# Balance Sheet as of 03/31/2025

West Park MUD - GOF



## Assets

Bank	
11101 Cash in Bank	\$151,646
11102 Operator	31,421
Total Bank	<u>\$183,066</u>
Investments	
11201 Time Deposits	\$5,149,000
Total Investments	<u>\$5,149,000</u>
Receivables	
11301 Accounts Receivable	\$110,810
11303 Maintenance Tax Receivable	18,136
11305 Accrued Interest	25,858
11306 Due from City of Houston	115,864
Total Receivables	<u>\$270,667</u>
Interfund Receivables	
11403 Due From Tax Account	\$51,129
Total Interfund Receivables	<u>\$51,129</u>

## Total Assets

\$5,653,863

## Liabilities & Equity

### Liabilities

Accounts Payable	
12101 Accounts Payable	\$183,801
Total Accounts Payable	<u>\$183,801</u>
Other Current Liabilities	
12201 Unclaimed Property	\$1,181
Total Other Current Liabilities	<u>\$1,181</u>
Deferrals	
12504 Deferred Inflows	\$18,136
Total Deferrals	<u>\$18,136</u>
Deposits	
12601 Customer Meter Deposits	\$363,205
12602 Deposits - Other	6,086
12607 Pelican - Feasibility Study	7,715
12608 Weekley - Feasibility Study	7,715
Total Deposits	<u>\$384,720</u>
Total Liabilities	<u>\$587,837</u>

### Equity

Unassigned Fund Balance	
13101 Unassigned Fund Balance	\$3,529,876
Total Unassigned Fund Balance	<u>\$3,529,876</u>

## Balance Sheet as of 03/31/2025

West Park MUD - GOF



### Liabilities & Equity

Equity	
Net Income	\$1,536,149
<b>Total Equity</b>	<b>\$5,066,025</b>
<b>Total Liabilities &amp; Equity</b>	<b>\$5,653,863</b>

# Monthly Financial Summary - Capital Projects Fund

West Park MUD - CPF



## Account Balance Summary

Balance as of 03/25/2025 **\$2,854,465**

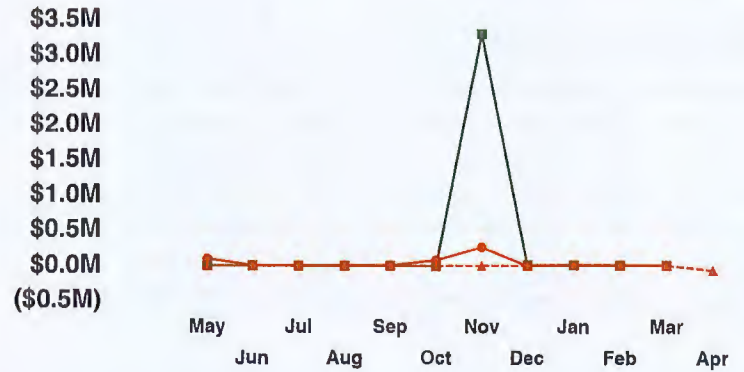
Receipts 22,068

Disbursements (22,512)

Balance as of 04/28/2025 **\$2,854,021**

## Overall Revenues & Expenditures By Month (Year to Date)

— Current Year Revenues    - - - - Prior Year Revenues  
— Current Year Expenditures    - - - - Prior Year Expenditures



## Account Balance By Month | April 2024 - March 2025

— CAPITAL PROJECTS FUND



# Cash Flow Report - Checking Account

West Park MUD - CPF



Number	Name	Memo	Amount	Balance
Balance as of 03/25/2025				\$500.00
Receipts				
	Transfer From Money Market		11,255.80	
Total Receipts				\$11,255.80
Disbursements				
2023	IDS Engineering Group	Engineering Fees	(11,250.80)	
Bank Fees	Central Bank	Service Charge	(5.00)	
Total Disbursements				(\$11,255.80)
Balance as of 04/28/2025				\$500.00



# District Debt Summary as of 04/28/2025

West Park MUD - DSF



		WATER, SEWER, DRAINAGE	PARK/ROAD/OTHER	REFUNDING
<b>Total \$ Authorized</b>		<b>Authorized</b>	<b>Authorized</b>	<b>Authorized</b>
\$93.47M		\$83.57M	\$9.90M	\$25.45M
<b>Total \$ Issued</b>		<b>Issued</b>	<b>Issued</b>	<b>Issued</b>
\$41.35M		\$41.35M	N/A	\$6.79M
<b>Yrs to Mat</b>	<b>Rating</b>	<b>\$ Available To Issue</b>	<b>\$ Available To Issue</b>	<b>\$ Available To Issue</b>
19	AA	\$42.22M	\$9.90M	\$18.66M

\*Actual 'Outstanding' Refunding Bonds issued below may differ from the 'Issued' total above pursuant to Chapter 1207, Texas Government Code.

## Outstanding Debt Breakdown

Series Issued	Original Bonds Issued	Maturity Date	Principal Outstanding
2024 - WS&D	\$3,300,000	2044	\$3,300,000
2022 - Refunding	\$4,015,000	2031	\$3,235,000
2016A - Refunding	\$8,615,000	2037	\$7,320,000
2016 - WS&D	\$14,280,000	2039	\$9,765,000
<b>Total</b>	<b>\$30,210,000</b>		<b>\$23,620,000</b>

# District Debt Schedule

West Park MUD - DSF



Paying Agent	Series	Principal	Interest	Total
Bank of New York	2024 - WS&D	\$0.00	\$57,909.73	\$57,909.73
Bank of New York	2022 - Refunding	\$415,000.00	\$47,675.00	\$462,675.00
Bank of New York	2016A - Refunding	\$225,000.00	\$103,006.25	\$328,006.25
Bank of New York	2016 - WS&D	\$600,000.00	\$126,887.50	\$726,887.50
<b>Total Due 05/01/2025</b>		<b>\$1,240,000.00</b>	<b>\$335,478.48</b>	<b>\$1,575,478.48</b>

Paying Agent	Series	Principal	Interest	Total
Bank of New York	2024 - WS&D	\$0.00	\$67,250.00	\$67,250.00
Bank of New York	2022 - Refunding	\$0.00	\$39,375.00	\$39,375.00
Bank of New York	2016A - Refunding	\$0.00	\$100,756.25	\$100,756.25
Bank of New York	2016 - WS&D	\$0.00	\$120,887.50	\$120,887.50
<b>Total Due 11/01/2025</b>		<b>\$0.00</b>	<b>\$328,268.75</b>	<b>\$328,268.75</b>

# Investment Profile as of 04/28/2025

West Park MUD

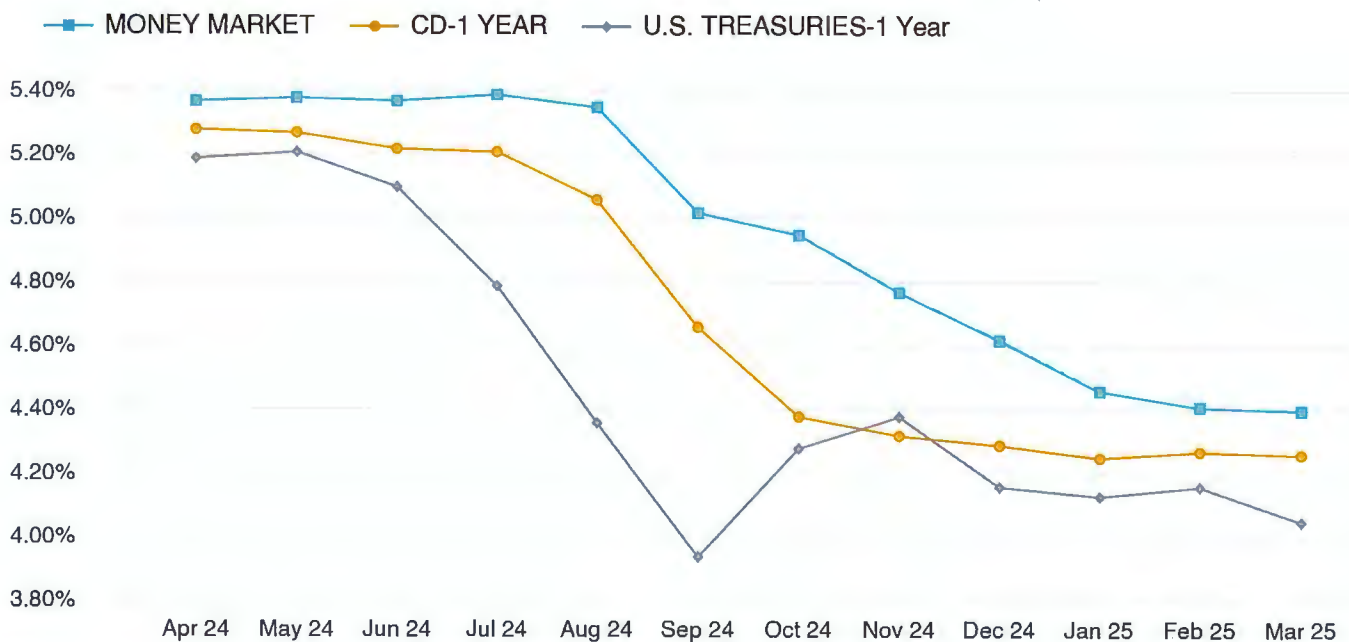


General Operating Fund	Capital Projects Fund	Debt Service Fund	Other Funds
<b>Funds Available to Invest</b> \$5,185,268	<b>Funds Available to Invest</b> \$2,854,021	<b>Funds Available to Invest</b> \$3,475,897	<b>Funds Available to Invest</b> N/A
<b>Funds Invested</b> \$5,119,000	<b>Funds Invested</b> \$2,853,521	<b>Funds Invested</b> \$3,475,897	<b>Funds Invested</b> N/A
<b>Percent Invested</b> 99%	<b>Percent Invested</b> 99%	<b>Percent Invested</b> 100%	<b>Percent Invested</b> N/A

Term	Money Market	Term	Certificate of Deposit	Term	U.S. Treasuries
On Demand	4.37%	180 Days	4.37%	180 Days	4.19%
		270 Days	4.27%	270 Days	4.19%
		1 Yr	4.26%	1 Yr	4.02%
		13 Mo	2.46%	13 Mo	N/A
		18 Mo	3.68%	18 Mo	4.02%
		2 Yr	2.96%	2 Yr	3.91%

\*Rates are based on the most current quoted rates and are subject to change daily.

## Investment Rates Over Time (By Month) | April 2024 - March 2025





# Account Balance as of 04/28/2025

## West Park MUD - Investment Detail



### FUND: General Operating

Financial Institution (Acct Number)	Issue Date	Maturity Date	Interest Rate	Account Balance	Notes
<b>Certificates of Deposit</b>					
INDEPENDENT BANK (XXXX4994)	11/12/2024	05/11/2025	4.66%	235,000.00	
FRONTIER BANK (XXXX2085)	06/26/2024	06/26/2025	5.25%	235,000.00	
WALLIS BANK (XXXX6089)	10/02/2024	10/03/2025	4.80%	235,000.00	
THIRD COAST BANK, SSB (XXXX8371)	12/16/2024	12/11/2025	4.75%	235,000.00	
<b>Money Market Funds</b>					
TEXAS CLASS (XXXX0001)	10/01/2008		4.42%	4,179,000.27	
<b>Checking Account(s)</b>					
CENTRAL BANK - CHECKING (XXXX6877)			0.00%	34,847.16	Checking Account
CENTRAL BANK - CHECKING (XXXX5248)			0.00%	31,420.60	Operator
<b>Totals for General Operating Fund</b>				<b>\$5,185,268.03</b>	

### FUND: Capital Projects

Financial Institution (Acct Number)	Issue Date	Maturity Date	Interest Rate	Account Balance	Notes
<b>Money Market Funds</b>					
TEXAS CLASS (XXXX0006)	10/22/2024		4.42%	2,853,520.62	Series 2024
<b>Checking Account(s)</b>					
CENTRAL BANK - CHECKING (XXXX5677)			0.00%	500.00	Checking Account
<b>Totals for Capital Projects Fund</b>				<b>\$2,854,020.62</b>	

### FUND: Debt Service

Financial Institution (Acct Number)	Issue Date	Maturity Date	Interest Rate	Account Balance	Notes
<b>Certificates of Deposit</b>					
VERITEX COMM. BANK - DEBT (XXXX4191)	06/24/2024	04/20/2025	5.23%	235,000.00	
FRONTIER BANK - DEBT (XXXX1858)	06/26/2024	06/26/2025	5.25%	235,000.00	
THIRD COAST BANK-DEBT (XXXX2642)	10/18/2024	10/13/2025	4.75%	235,000.00	
<b>Money Market Funds</b>					
TEXAS CLASS (XXXX0002)	10/01/2008		4.42%	2,770,896.66	
<b>Totals for Debt Service Fund</b>				<b>\$3,475,896.66</b>	

**Grand Total for West Park MUD :** **\$11,515,185.31**

# Capital Projects Fund Breakdown

West Park MUD  
As of Date 4/28/2025

---

## Net Proceeds for All Bond Issues

### Receipts

Bond Proceeds - Series 2024	\$3,300,000.00
Interest Earnings - Series 2024	45,109.99

### Disbursements

Disbursements - Series 2024	(491,089.37)
-----------------------------	--------------

<b>Total Cash Balance</b>	<b>\$2,854,020.62</b>
---------------------------	-----------------------

---

## Balances by Account

Central Bank - Checking	\$500.00
Texas Class 0006 - Series 2024	2,853,520.62

<b>Total Cash Balance</b>	<b>\$2,854,020.62</b>
---------------------------	-----------------------

---

## Balances by Bond Series

Bond Proceeds - Series 2024	\$2,854,020.62
-----------------------------	----------------

<b>Total Cash Balance</b>	<b>\$2,854,020.62</b>
---------------------------	-----------------------

---

## Remaining Costs/Surplus By Bond Series

Remaining Costs - Series 2024	\$2,761,702.50
-------------------------------	----------------

<b>Total Amount in Remaining Costs</b>	<b>\$2,761,702.50</b>
--	-----------------------

Surplus & Interest - Series 2024	\$92,318.12
----------------------------------	-------------

<b>Total Surplus &amp; Interest Balance</b>	<b>\$92,318.12</b>
---	--------------------

<b>Total Remaining Costs/Surplus</b>	<b>\$2,854,020.62</b>
--------------------------------------	-----------------------

# Cost Comparison - \$3,300,000 - Series 2024

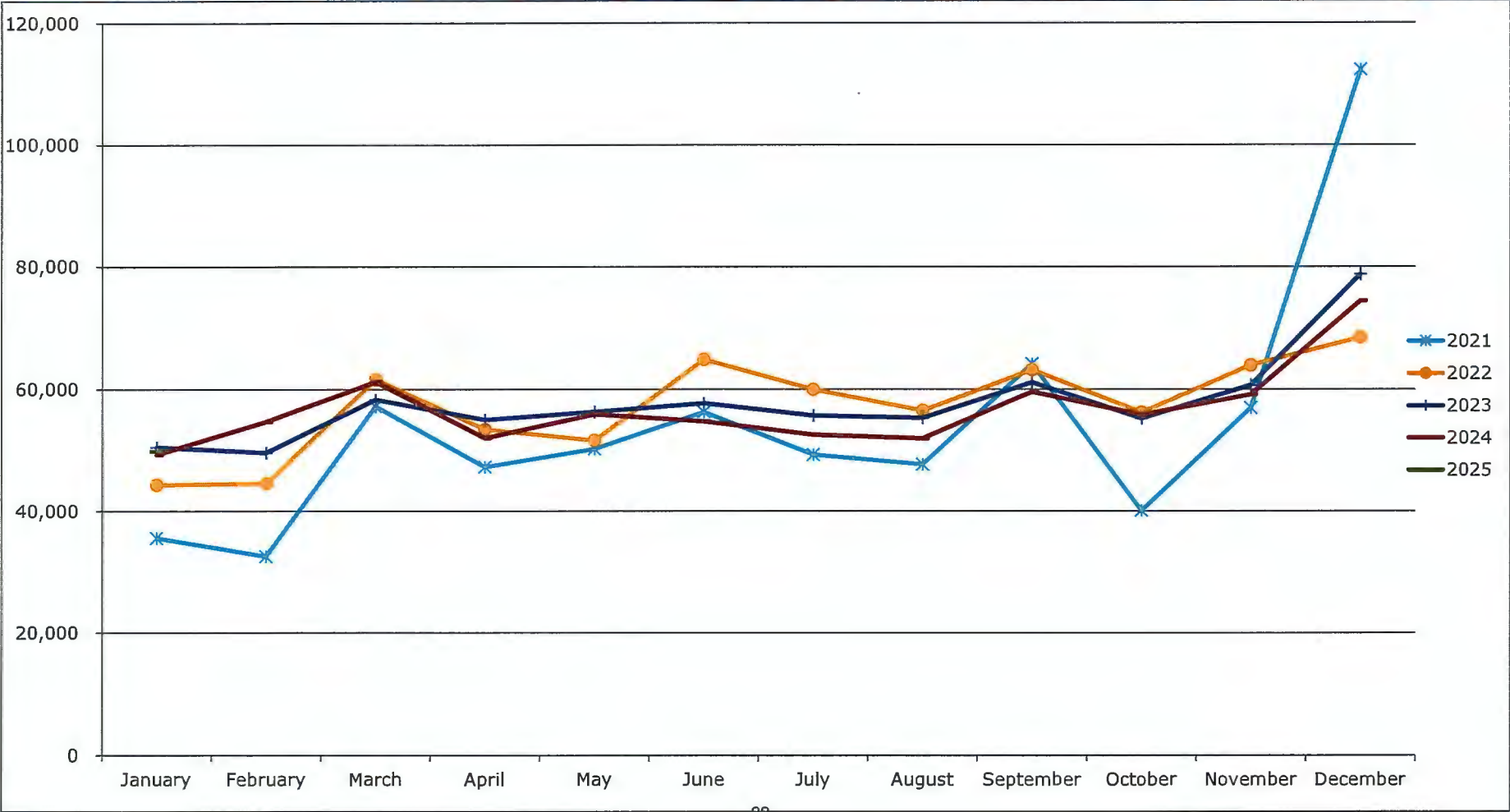
West Park MUD

	USE OF PROCEEDS	ACTUAL COSTS	REMAINING COSTS	VARIANCE (OVER)/UNDER
<b>CONSTRUCTION COSTS</b>				
<b>District Items</b>				
WWTP Generator Replacement	\$409,169.00	\$67,826.70	\$341,342.30	\$0.00
WP2 GST 2 (400,000 gal.) Replacement	1,200,000.00	0.00	1,200,000.00	0.00
Chloramine Conversion - WP 1	100,000.00	0.00	100,000.00	0.00
Chloramine Conversion - WP 2	100,000.00	0.00	100,000.00	0.00
Site Fencing / Security - WP1	150,000.00	0.00	150,000.00	0.00
Site Fencing / Security - WWTP	200,000.00	0.00	200,000.00	0.00
Erosion Consultant & Stormwater Permits	25,000.00	0.00	25,000.00	0.00
Contingencies (10%)	262,789.00	0.00	262,789.00	0.00
Engineering, Surveying, and Materials Testing	490,000.00	107,428.80	382,571.20	0.00
<b>Subtotal District Items</b>	<b>\$2,936,958.00</b>	<b>\$175,255.50</b>	<b>\$2,761,702.50</b>	<b>\$0.00</b>
<b>TOTAL CONSTRUCTION COSTS</b>	<b>\$2,936,958.00</b>	<b>\$175,255.50</b>	<b>\$2,761,702.50</b>	<b>\$0.00</b>
<b>NON-CONSTRUCTION COSTS</b>				
Legal Fees	\$92,500.00	\$92,500.00	\$0.00	\$0.00
Fiscal Agent Fees	64,500.00	64,500.00	0.00	0.00
Bond Discount	99,000.00	55,235.29	0.00	43,764.71
Admin, Organization & Bond Issuance	45,492.00	42,048.58	0.00	3,443.42
TCEQ Bond Issuance Fee	8,250.00	8,250.00	0.00	0.00
Attorney General Fee	3,300.00	3,300.00	0.00	0.00
Bond Application Report Cost	50,000.00	50,000.00	0.00	0.00
<b>TOTAL NON-CONSTRUCTION COSTS</b>	<b>\$363,042.00</b>	<b>\$315,833.87</b>	<b>\$0.00</b>	<b>\$47,208.13</b>
<b>TOTAL BOND ISSUE REQUIREMENT</b>	<b>\$3,300,000.00</b>	<b>\$491,089.37</b>	<b>\$2,761,702.50</b>	<b>\$47,208.13</b>
Interest Earned				\$45,109.99
Total Surplus & Interest				\$92,318.12
Total Remaining Funds				<b>\$2,854,020.62</b>

# Sales Tax Revenue History

West Park MUD

Year	January	February	March	April	May	June	July	August	September	October	November	December	Total
2021	35,573	32,562	57,153	47,252	50,199	56,234	49,240	47,641	64,124	40,053	56,903	112,301	649,237
2022	44,323	44,563	61,572	53,370	51,560	64,858	59,953	56,457	63,166	56,160	63,885	68,451	688,318
2023	50,488	49,596	58,289	54,975	56,257	57,649	55,669	55,275	61,113	55,198	60,636	78,734	693,878
2024	49,290	54,685	61,178	51,950	55,849	54,711	52,535	51,896	59,560	55,766	59,105	74,407	680,932
2025	49,860												
Total	\$229,533	\$181,407	\$238,192	\$207,547	\$213,866	\$233,451	\$217,397	\$211,269	\$247,963	\$207,178	\$240,529	\$333,893	\$2,712,364





# Cash Flow Forecast

West Park MUD

	4/25	4/26	4/27	4/28	4/29
Assessed Value	\$799,462,022	\$787,801,210	\$787,801,210	\$787,801,210	\$787,801,210
Maintenance Tax Rate	\$0.160	\$0.160	\$0.160	\$0.160	\$0.160
Maintenance Tax	\$1,266,300	\$1,247,877	\$1,247,877	\$1,247,877	\$1,247,877
Change in City of Houston Rebate		1.00%	1.00%	1.00%	1.00%
% Change in Water Rate		5.00%	5.00%	5.00%	5.00%
% Change in Wastewater Rate		5.00%	5.00%	5.00%	5.00%
% Change in WHCRWA		10.00%	10.00%	10.00%	10.00%
% Change in Expenses		5.00%	5.00%	5.00%	5.00%
<b>Beginning Cash Balance 4/30/24</b>	<b>\$3,666,138</b>	<b>\$4,585,986</b>	<b>\$5,165,585</b>	<b>\$6,340,988</b>	<b>\$6,793,590</b>
<b>Revenues</b>					
Maintenance Tax	\$1,266,300	\$1,247,877	\$1,247,877	\$1,247,877	\$1,247,877
City of Houston Rebate	713,000	720,130	727,331	734,605	741,951
Water Revenue	461,900	484,995	509,245	534,707	561,442
Wastewater Revenue	358,400	376,320	395,136	414,893	435,637
WHCRWA Revenue	853,256	938,582	1,032,440	1,135,684	1,249,252
Other	290,300	304,815	320,056	336,059	352,861
<b>Total Revenues</b>	<b>\$3,943,156</b>	<b>\$4,072,719</b>	<b>\$4,232,085</b>	<b>\$4,403,824</b>	<b>\$4,589,021</b>
<b>Expenses</b>					
WHCRWA	\$853,256	\$938,582	\$1,032,440	\$1,135,684	\$1,249,252
Other Expenses	1,768,020	1,856,421	1,949,242	2,046,704	2,149,039
<b>Total Expenses</b>	<b>\$2,621,276</b>	<b>\$2,795,003</b>	<b>\$2,981,682</b>	<b>\$3,182,388</b>	<b>\$3,398,291</b>
<b>Net Surplus</b>	<b>\$1,321,880</b>	<b>\$1,277,716</b>	<b>\$1,250,403</b>	<b>\$1,221,436</b>	<b>\$1,190,730</b>
<b>Capital Outlay</b>					
Capital Outlay	\$75,000	\$75,000	\$75,000	\$75,000	\$75,000
Water Plant 1	0	0	0	576,917	0
Water Plant 2	0	623,117	0	116,917	0
WWTP 1	16,350	0	0	0	0
Interconnects	53,000	0	0	0	0
SS Collection System (Westgate)	0	0	0	0	106,620
SS Collection System (Forresta)	0	0	0	0	11,570
Sidewalks (Saums & Greenhouse)	350,000	0	0	0	0
<b>Total Capital Outlay</b>	<b>\$494,350</b>	<b>\$698,117</b>	<b>\$75,000</b>	<b>\$768,834</b>	<b>\$193,190</b>
<b>Construction Surplus</b>	<b>\$92,318</b>	<b>\$0</b>	<b>\$0</b>	<b>\$0</b>	<b>\$0</b>
<b>Ending Cash Balance</b>	<b>\$4,585,986</b>	<b>\$5,165,585</b>	<b>\$6,340,988</b>	<b>\$6,793,590</b>	<b>\$7,791,130</b>
<b>Operating Reserve % of Exp</b>					
Percentage	175%	185%	213%	213%	229%
Number of Months	21	22	26	26	28
<b>Bond Authority</b>					
Remaining Bond Capacity - \$42,220,000					

# 2025 AWBD Summer Conference

West Park MUD

**Thursday, June 12 - Saturday, June 14, 2025**

Henry B. Gonzalez Convention Center, San Antonio, TX

Director	Registration			Prior Conference Expenses
Name	Attending	Online	Paid	Paid
Brock Hudson				NA
Bryant Patrick				NA
Natalie Garza				NA
Mike Dignam				NA
Daniel Wolterman				NA

## Note

**Register on-line [www.awbd-tx.org](http://www.awbd-tx.org)** (For log in assistance, contact Taylor Cavnar: [tcavnar@awbd-tx.org](mailto:tcavnar@awbd-tx.org))

This page only confirms registration for the conference, not hotel registrations.

All hotel reservations are the sole responsibility of each attendee.

Your conference registration confirmation will contain a housing reservation request web link.

The link will require the registration number from your conference registration before you can reserve a room.

All requests for an advance of funds must be sent via email to the bookkeeper within 30 days of conference.

## Registration Dates

Early Registration:	Begins	2/5/2025	\$465
Regular Registration:	Begins	2/27/2025	\$515
Late Registration	Begins	5/1/2025	\$615

## Cancellation Policy

All cancellations must be made in writing.

A \$50.00 administrative fee is assessed for each conference registration cancelled on or before 04/30/25.

There will be no refunds after 04/30/25.

## Housing Information

Hotel reservations are only available to attendees who are registered with AWBD-TX for the Conference.

If you have questions, please call Taylor Cavnar at (281) 350-7090.

# Adopted Budget

West Park MUD - Fiscal Year Ending 04/26

	Ten Month Actuals 05/24 - 02/25	Twelve Months Annualized FYE 04/25	Approved 2025 Budget	Adopted 2026 Budget
<b>Revenues</b>				
14101 · Water- Customer Service Revenue	377,364	445,364	461,900	454,300
14102 · WHCRWA - Pumpage Fee	662,620	712,620	717,800	726,900
14104 · Pumpage Credits	124,168	135,456	135,456	135,456
14106 · TCEQ - Water	1,684	2,020	2,100	2,100
14201 · Wastewater-Customer Service Rev	285,628	342,754	358,400	349,600
14203 · Grease Trap Inspection Fees	9,050	11,550	7,200	12,000
14206 · TCEQ - Wastewater	1,684	2,020	2,100	2,100
14301 · Maintenance Tax Collections	1,207,435	1,266,300	1,266,300	1,235,300
14401 · City Tax Rebate	681,502	681,502	713,000	695,000
14501 · Tap Connections	280,350	280,350	100,700	100,000
14702 · Penalties & Interest	14,288	17,146	16,000	17,000
14801 · Interest Earned on Checking	0	0	100	50
14802 · Interest Earned on Temp. Invest	165,343	188,343	161,600	205,300
15801 · Miscellaneous Income	1,266	1,466	500	1,400
<b>Total Revenues</b>	<b>\$3,812,384</b>	<b>\$4,086,894</b>	<b>\$3,943,156</b>	<b>\$3,936,506</b>
<b>Expenditures</b>				
16102 · Operations - Water	12,573	15,088	15,000	15,000
16105 · Maintenance & Repairs - Water	139,326	167,191	183,700	170,500
16107 · Chemicals - Water	25,668	30,802	63,700	31,400
16108 · Lab Fees - Water	10,166	12,199	15,000	12,400
16109 · Mowing - Water	27,913	33,496	30,000	33,500
16110 · Utilities - Water	81,658	97,989	104,500	98,000
16114 · Telephone Expense - Water	713	856	1,000	1,000
16116 · Permit Expense - Water	2,416	2,416	7,500	2,500
16118 · WHCRWA Pumpage Fee	469,059	544,059	853,256	862,356
16119 · Service Account Collection	137	164	100	200
16124 · Mowing - I-10 Frontage Road	8,848	10,618	9,500	10,600
16125 · Water Conservation Sponsorship	8,930	8,930	0	9,000
16202 · Operations - Wastewater	12,573	15,088	15,000	15,000
16205 · Maint & Repairs - Wastewater	288,509	346,211	272,100	345,000

# Adopted Budget

West Park MUD - Fiscal Year Ending 04/26

	Ten Month Actuals 05/24 - 02/25	Twelve Months Annualized FYE 04/25	Approved 2025 Budget	Adopted 2026 Budget
16207 · Chemicals - Wastewater	90,495	108,594	83,800	110,800
16208 · Lab Fees - Wastewater	27,743	33,291	33,600	34,000
16209 · Mowing - Wastewater	7,026	8,432	7,800	8,400
16210 · Utilities - Wastewater	25,488	30,585	46,500	31,600
16212 · Sludge Removal	101,200	131,200	130,000	133,800
16214 · Telephone Expense - Wastewater	357	428	1,050	500
16216 · Permit Expense - Wastewater	5,089	5,089	0	5,100
16301 · Garbage Expense	23,758	28,458	24,700	28,500
16404 · Mowing - Basins A-D	20,625	24,035	27,020	27,020
16501 · Tap Connection Expense	117,381	117,381	40,000	40,000
16502 · Inspection Expense	12,460	14,952	11,000	15,000
16701 · Administrative Fees	4,788	5,745	10,600	5,900
16703 · Legal Fees	45,054	60,071	72,000	72,000
16704 · Legal Fees - Enforcement Matter	6,883	7,383	5,000	8,300
16705 · Auditing Fees	25,800	25,800	23,900	25,800
16706 · Engineering Fees	52,673	63,207	80,000	80,000
16709 · Election Expense	1,208	1,208	5,000	0
16710 · Website Hosting	6,358	6,808	4,050	7,200
16712 · Bookkeeping Fees	52,800	63,144	60,000	64,400
16713 · Legal Notice & Other Publications	0	0	1,000	1,000
16714 · Printing & Office Supplies	5,522	6,626	6,500	6,800
16715 · Filing Fees	222	266	400	300
16716 · Delivery Expense	380	456	800	500
16717 · Postage	2,043	2,452	1,900	2,500
16719 · AWBD Expense	2,457	2,957	0	3,000
16718 · Insurance & Surety Bond	0	61,100	54,000	63,000
16721 · Meeting Expense	3,197	4,263	5,400	4,500
16723 · Travel Expense	507	545	200	600
16725 · B&A Sales Tax Audit	6,000	8,000	8,000	8,000
16728 · Record Storage Fees	1,811	2,174	1,200	2,200



# Adopted Budget

West Park MUD - Fiscal Year Ending 04/26

	Ten Month Actuals 05/24 - 02/25	Twelve Months Annualized FYE 04/25	Approved 2025 Budget	Adopted 2026 Budget
16729 · Senate Bill 2 Compliance	3,750	4,500	4,500	4,500
16731 · Arbitrage Expense	3,425	3,425	6,500	6,500
16732 · Security Patrol	136,160	163,000	147,000	164,000
16801 · Security Expense	23,450	28,140	28,140	28,140
17101 · Director Fees	9,503	11,713	13,260	13,260
17102 · Payroll Tax Expense	727	896	1,000	1,000
17103 · Payroll Administration	700	800	0	600
17802 · Miscellaneous Expense	1,225	1,470	1,900	1,500
<b>Total Expenditures</b>	<b>\$1,916,754</b>	<b>\$2,323,702</b>	<b>\$2,518,076</b>	<b>\$2,616,676</b>
<b>Other Revenues</b>				
15000 · Transfer From Operating Reserve	0	0	0	0
<b>Total Other Revenues</b>	<b>\$0</b>	<b>\$0</b>	<b>\$0</b>	<b>\$0</b>
<b>Park Expenses</b>				
16601 · Park Maintenance	105,477	126,572	100,000	126,500
16603 · Mowing - Park Site	7,334	7,784	2,700	2,700
16608 · Utilities - Park	405	486	500	500
<b>Total Park Expenses</b>	<b>113,215</b>	<b>134,841</b>	<b>103,200</b>	<b>129,700</b>
<b>Capital Outlay</b>				
17901 · Capital Outlay	116,087	116,087	75,000	100,000
17909 · CO - Sidewalks (Saums & Greenhouse)	54,000	54,000	350,000	296,000
<b>Total Capital Outlay</b>	<b>\$170,087</b>	<b>\$170,087</b>	<b>\$425,000</b>	<b>\$396,000</b>
<b>Net Excess Revenues &lt;Expenditures&gt;</b>	<b>\$1,612,328</b>	<b>\$1,458,263</b>	<b>\$896,880</b>	<b>\$794,130</b>



MUNICIPAL ACCOUNTS  
& CONSULTING, L.P.

**West Park Municipal  
Utility District  
Quarterly Investment Inventory Report  
Period Ending January 31, 2025**

**BOARD OF DIRECTORS**

West Park Municipal  
Utility District

Attached is the Quarterly Investment Inventory Report for the  
Period ending January 31, 2025.

This report and the District's investment portfolio are in compliance with the  
investment strategies expressed in the District's investment policy, and the  
Public Funds Investment Act.

I, hereby certify that, pursuant to Senate Bill 253 and in connection with the  
preparation of the investment report, I have reviewed the divestment lists  
prepared and maintained by the Texas Comptroller of Public Accounts, and the  
District does not own direct or indirect holdings in any companies identified on such lists.

Mark M. Burton  
(Investment Officer)

Ghia Lewis  
(Investment Officer)

COMPLIANCE TRAINING

HB 675 states the Investment Officer must attend at least one training seminar for (6) six hours  
Within twelve months of taking office and requires at least (4) four hours training within each (2)  
two year period thereafter.

**INVESTMENT OFFICERS**

Mark M. Burton

Ghia Lewis

**CURRENT TRAINING**

November 27, 2015 (Texpool Academy 10 Hours)  
December 26, 2017 (Texpool Academy 10 Hours)  
January 9, 2020 (TexPool Academy 12 Hours)  
December 31, 2021 (Texpool Academy 10 Hours)  
December 16, 2023 (Texpool Academy 10 Hours)

November 5, 2015 (Texpool Academy 10 Hours)  
November 6, 2017 (Texpool Academy 10 Hours)  
November 5, 2019 (Texpool Academy 10 Hours)  
December 28, 2021 (Texpool Academy 10 Hours)  
December 26, 2023 (Texpool Academy 10 Hours)

West Park Municipal Utility District  
**Summary of Money Market Funds**  
11/01/2024 - 01/31/2025

**Fund: Operating**

**Financial Institution: TEXAS CLASS**

**Account Number: XXXX0001    Date Opened: 10/01/2008    Current Interest Rate: 4.48%**

Date	Description	Begin Balance	Cash Added	Cash Withdrawn	Int. Earned	End Balance
11/01/2024		2,750,665.21				
11/12/2024	VERTX CD XXXX0254 INTEREST		13,019.00			
11/18/2024	Transfer To Checking			(70,000.00)		
11/26/2024	Transfer From CPF		190,475.36			
11/30/2024					11,069.02	
12/17/2024	THIRD CD XXXX8371 INTEREST		12,892.22			
12/31/2024					11,686.01	
01/22/2025	Transfer From Checking		210,000.00			
01/31/2025					11,549.26	
<b>Totals for Account XXXX0001:</b>		<u>\$2,750,665.21</u>	<u>\$426,386.58</u>	<u>(\$70,000.00)</u>	<u>\$34,304.29</u>	<u>\$3,141,356.08</u>
<b>Totals for Operating Fund:</b>		<u><u>\$2,750,665.21</u></u>	<u><u>\$426,386.58</u></u>	<u><u>(\$70,000.00)</u></u>	<u><u>\$34,304.29</u></u>	<u><u>\$3,141,356.08</u></u>

**Methods Used For Reporting Market Values**

Certificates of Deposits:	Face Value Plus Accrued Interest
Securities/Direct Government Obligations:	Market Value Quoted by the Seller of the Security and Confirmed in Writing
Public Fund Investment Pool/ADM Accounts:	Balance = Book Value = Current Market

West Park Municipal Utility District  
Summary of Money Market Funds  
11/01/2024 - 01/31/2025

Fund: Capital Projects						
Financial Institution: TEXAS CLASS						
Account Number: XXXX0006		Date Opened: 10/22/2024	Current Interest Rate: 4.48%			
Date	Description	Begin Balance	Cash Added	Cash Withdrawn	Int. Earned	End Balance
11/01/2024		0.00				
11/26/2024	Series 2024 Bond Proceeds		3,047,215.68			
11/26/2024	Transfer to GOF			(190,475.36)		
11/26/2024	Transfer to Checking			(6,900.00)		
11/30/2024					1,875.62	
12/16/2024	Transfer to Checking			(4,672.59)		
12/31/2024					11,476.45	
01/27/2025	Transfer to Checking			(1,732.14)		
01/31/2025					11,049.85	
Totals for Account XXXX0006:		\$0.00	\$3,047,215.68	(\$203,780.09)	\$24,401.92	\$2,867,837.51
Totals for Capital Projects Fund:		\$0.00	\$3,047,215.68	(\$203,780.09)	\$24,401.92	\$2,867,837.51

Methods Used For Reporting Market Values	
Certificates of Deposits:	Face Value Plus Accrued Interest
Securities/Direct Government Obligations:	Market Value Quoted by the Seller of the Security and Confirmed in Writing
Public Fund Investment Pool/MM Accounts:	Balance = Book Value = Current Market

West Park Municipal Utility District  
Summary of Money Market Funds  
11/01/2024 - 01/31/2025

Fund: Debt Service

Financial Institution: TEXAS CLASS

Account Number: XXXX0002    Date Opened: 10/01/2008    Current Interest Rate: 4.48%

Date	Description	Begin Balance	Cash Added	Cash Withdrawn	Int. Earned	End Balance
11/01/2024		1,243,053.27				
11/12/2024	PAF BONY SERIES 2016A REF			(825.00)		
11/30/2024					4,982.88	
12/31/2024					5,023.47	
01/13/2025					4,841.57	
Totals for Account XXXX0002:		\$1,243,053.27		(\$825.00)	\$14,847.92	\$1,257,076.19
Totals for Debt Service Fund:		\$1,243,053.27		(\$825.00)	\$14,847.92	\$1,257,076.19

Methods Used For Reporting Market Values	
Certificates of Deposits:	Face Value Plus Accrued Interest
Securities/Direct Government Obligations:	Market Value Quoted by the Seller of the Security and Confirmed in Writing
Public Fund Investment Pool/ADM Accounts:	Balance = Book Value = Current Market

West Park Municipal Utility District  
**Summary of Certificates of Deposit with Money Market**  
11/01/2024 - 01/31/2025

Financial Institution	Investment Number	Issue Date	Maturity Date	Beginning Balance	Principal From Cash	Principal From Investment	Principal Withdrawn	Principal Reinvested	Ending Balance	Interest Rate	Beg. Acc. Interest	Interest Earned	Interest Reinvested	Interest Withdrawn	Accrued Interest
Fund: Operating															
Certificates of Deposit															
FRONTIER BANK	XXXX2085	06/26/24	06/26/25	235,000.00	0.00	0.00	0.00	0.00	235,000.00	5.25%	4,326.56	0.00	0.00	0.00	7,402.50
INDEPENDENT BANK	XXXX4994	11/12/24	05/11/25	0.00	0.00	235,000.00	0.00	0.00	235,000.00	4.66%	0.00	0.00	0.00	0.00	2,400.22
Rolled over FROM CD XXXX0254															
THIRD COAST BANK, SSB	XXXX8371	12/17/23	12/15/24	235,000.00	0.00	0.00	0.00	235,000.00	0.00	5.50%	11,331.50	12,892.22	0.00	12,892.22	0.00
THIRD COAST BANK, SSB	XXXX8371	12/16/24	12/11/25	0.00	0.00	235,000.00	0.00	0.00	235,000.00	4.75%	0.00	0.00	0.00	0.00	1,406.78
VERITEX COMMUNITY BANK	XXXX0254	11/13/23	11/11/24	235,000.00	0.00	0.00	0.00	235,000.00	0.00	5.54%	12,626.65	13,019.00	0.00	13,019.00	0.00
WALLIS BANK	XXXX6089	10/02/24	10/03/25	235,000.00	0.00	0.00	0.00	0.00	235,000.00	4.80%	927.11	0.00	0.00	0.00	3,739.39
Rolled over FROM CD XXXX3119															
Totals for Operating Fund:				940,000.00	0.00	470,000.00	0.00	470,000.00	940,000.00	N/A	29,211.82	25,911.22	0.00	25,911.22	\$14,948.89
Beginning Balance:		\$940,000.00								Interest Earned:		\$25,911.22			
Plus Principal From Cash:		\$0.00								Less Beg Accrued Interest:		\$29,211.82			
Less Principal Withdrawn:		\$0.00								Plus End Accrued Interest:		\$14,948.89			
Plus Interest Reinvested:		\$0.00								Fixed Interest Earned:		\$11,648.29			
Fixed Balance:		\$940,000.00								MM Interest Earned:		\$34,304.29			
MM Balance:		\$3,141,356.08								Total Interest Earned:		\$45,952.58			
Total Balance:		\$4,081,356.08													

**Methods Used For Reporting Market Values**

Certificates of Deposits:	Face Value Plus Accrued Interest
Securities/Direct Government Obligations:	Market Value Quoted by the Seller of the Security and Confirmed in Writing
Public Fund Investment Pool/ADJ Accounts:	Balance = Book Value = Current Market

West Park Municipal Utility District  
Summary of Certificates of Deposit with Money Market  
11/01/2024 - 01/31/2025

Financial Institution	Investment Number	Issue Date	Maturity Date	Beginning Balance	Principal From Cash	Principal From Investment	Principal Withdrawn	Principal Reinvested	Ending Balance	Interest Rate	Beg. Acc. Interest	Interest Earned	Interest Reinvested	Interest Withdrawn	Accrued Interest
Fund: Capital Projects															
Totals for Capital Projects Fund:				0.00	0.00	0.00	0.00	0.00	0.00	N/A	0.00	0.00	0.00	0.00	\$0.00
Beginning Balance:		\$0.00						Interest Earned:		\$0.00					
Plus Principal From Cash:		\$0.00						Less Beg Accrued Interest:		\$0.00					
Less Principal Withdrawn:		\$0.00						Plus End Accrued Interest:		\$0.00					
Plus Interest Reinvested:		\$0.00						Fixed Interest Earned:		\$0.00					
Fixed Balance:		\$0.00						MM Interest Earned:		\$24,401.92					
MM Balance:		\$2,867,837.51						Total Interest Earned:		\$24,401.92					
Total Balance:		\$2,867,837.51													

### Methods Used For Reporting Market Values

Certificates of Deposits:	Face Value Plus Accrued Interest	33
Securities/Direct Government Obligations:	Market Value Quoted by the Seller of the Security and Confirmed in Writing	
Public Fund Investment Pool/AMM Accounts:	Balance = Book Value = Current Market	

West Park Municipal Utility District  
**Summary of Certificates of Deposit with Money Market**  
11/01/2024 - 01/31/2025

Financial Institution	Investment Number	Issue Date	Maturity Date	Beginning Balance	Principal From Cash	Principal From Investment	Principal Withdrawn	Principal Reinvested	Ending Balance	Interest Rate	Beg. Acc. Interest	Interest Earned	Interest Reinvested	Interest Withdrawn	Accrued Interest
Fund: Debt Service															
Certificates of Deposit															
FRONTIER BANK - DEBT	XXXX1858	06/26/24	06/26/25	235,000.00	0.00	0.00	0.00	0.00	235,000.00	5.25%	4,326.56	0.00	0.00	0.00	7,402.50
THIRD COAST BANK-DEBT	XXXX2642	10/18/24	10/13/25	235,000.00	0.00	0.00	0.00	0.00	235,000.00	4.75%	428.15	0.00	0.00	0.00	3,211.13
				Rolled over FROM CD XXXX1626											
VERITEX COMM. BANK - DEBT	XXXX4191	06/24/24	04/20/25	235,000.00	0.00	0.00	0.00	0.00	235,000.00	5.23%	4,377.43	0.00	0.00	0.00	7,441.64
Totals for Debt Service Fund:				705,000.00	0.00	0.00	0.00	0.00	705,000.00	N/A	9,132.14	0.00	0.00	0.00	\$18,055.27
Beginning Balance:	\$705,000.00							Interest Earned:	\$0.00						
Plus Principal From Cash:	\$0.00							Less Beg Accrued Interest:	\$9,132.14						
Less Principal Withdrawn:	\$0.00							Plus End Accrued Interest:	\$18,055.27						
Plus Interest Reinvested:	\$0.00							Fixed Interest Earned:	\$8,923.13						
Fixed Balance:	\$705,000.00							MM Interest Earned:	\$14,847.92						
MM Balance:	\$1,257,076.19							Total Interest Earned:	\$23,771.05						
Total Balance:	\$1,962,076.19														
Totals for District				1,645,000.00	0.00	470,000.00	0.00	470,000.00	1,645,000.00	N/A	38,343.96	25,911.22	0.00	25,911.22	\$33,004.16

**Methods Used For Reporting Market Values**

Certificates of Deposits:	Face Value Plus Accrued Interest
Securities/Direct Government Obligations:	Market Value Quoted by the Seller of the Security and Confirmed in Writing
Public Fund Investment Pool/ADM Accounts:	Balance = Book Value = Current Market



West Park Municipal Utility District  
Detail of Pledged Securities  
11/01/2024 - 01/31/2025

Financial Institution: CENTRAL BANK - CHECKING						
Security: FHILB CUSIP: 799204LN0	Par Value: 82,000.00 Date Value 11/30/2024 78,332.92 12/31/2024 79,410.73 01/31/2025 77,415.60	Maturity Date: 07/10/2031	Pledged: 09/23/2024	Released:	Amount Released:	
Security: FHILB CUSIP: 89439TFR6	Par Value: 75,000.00 Date Value 11/30/2024 76,051.06 12/31/2024 75,725.70 01/31/2025 75,696.97	Maturity Date: 09/01/2028	Pledged: 11/21/2024	Released:	Amount Released:	
Security: FHILB CUSIP: 9128284N7	Par Value: 165,000.00 Date Value 12/31/2024 157,974.61 01/31/2025 157,604.30	Maturity Date: 05/15/2028	Pledged: 12/19/2024	Released:	Amount Released:	
Security: FHILB CUSIP: 91282CDQ1	Par Value: 141,000.00 Date Value 11/30/2024 132,568.23 12/31/2024 132,931.05 01/31/2025 133,244.48	Maturity Date: 12/31/2026	Pledged: 11/14/2024	Released:	Amount Released:	

Methods Used For Reporting Market Values

Certificates of Deposits:	Face Value Plus Accrued Interest
Securities/Direct Government Obligations:	Market Value Quoted by the Seller of the Security and Confirmed in Writing
Public Fund Investment Pool/ADM Accounts:	Balance = Book Value = Current Market



## West Park MUD

# Monthly Communications Report

April 28, 2025

The following report details updates for any communication projects and tasks for West Park MUD that have occurred since the last board meeting.

### WEBSITE UPDATES

The following updates were made since the last meeting:

- No website updates this cycle

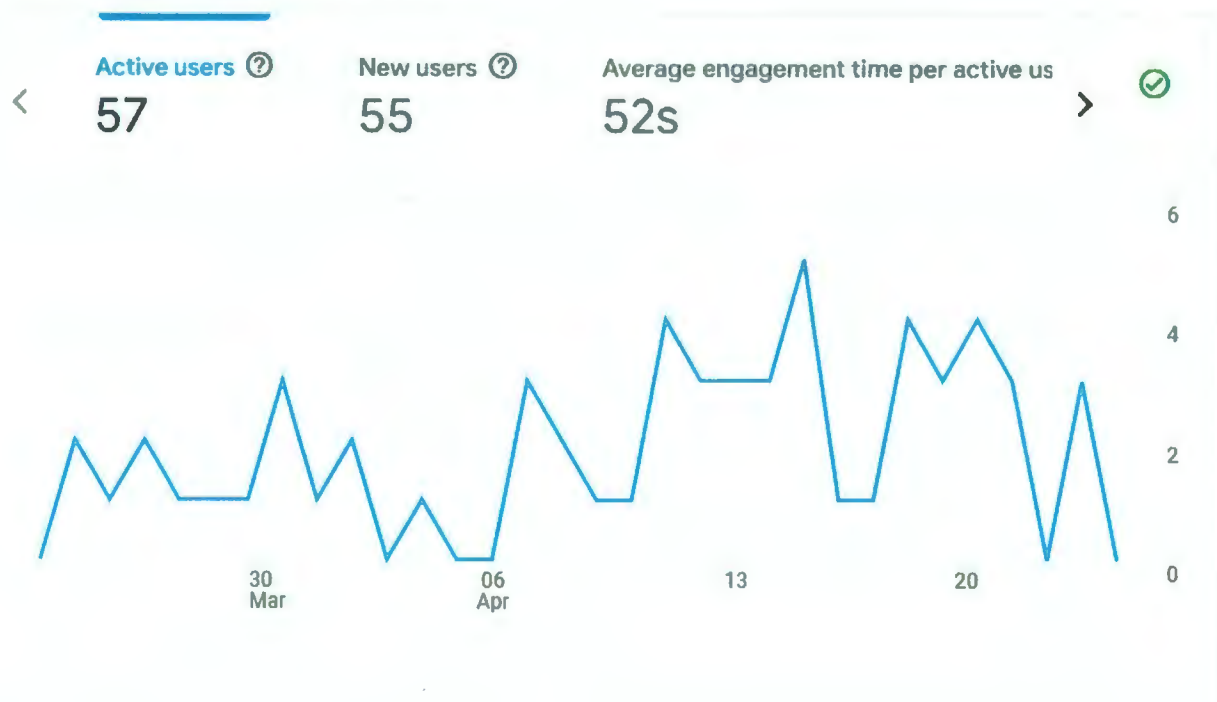
### NEWS POSTS

The following news post was posted since the last report:

- **April 28, 2025 Board Meeting Notice**

### WEBSITE STATISTICS

Analytics Period: March 24 – April 24, 2025



- 55 new and unique visitors to the website, 57 total users.
- 46 Users found the site organically through a search engine while 9 were directly linked to the website.
- 60 engaged sessions accounting for 284 navigational events (Events being things such as page scrolls, clicks, downloads, etc)
- Top Ten pages as seen below:

<input type="checkbox"/>	Page path and screen class	+	↓ Views
<input type="checkbox"/>	Total		32 100% of total
<input type="checkbox"/>	1 /		6 (18.75%)
<input type="checkbox"/>	2 /bill-payment-information/		5 (15.63%)
<input type="checkbox"/>	3 /contact-us/		5 (15.63%)
<input type="checkbox"/>	4 /west-park-preserve/		4 (12.5%)
<input type="checkbox"/>	5 /board-and-consultants/		3 (9.38%)
<input type="checkbox"/>	6 /board-meetings/		3 (9.38%)
<input type="checkbox"/>	7 /documents/		2 (6.25%)
<input type="checkbox"/>	8 /map-of-the-district/		2 (6.25%)
<input type="checkbox"/>	9 /election-information/		1 (3.13%)
<input type="checkbox"/>	10 /posts/2025-04-23/april-28-2025-board-meeting-notice/		1 (3.13%)

## RESIDENT INQUIRIES

Residents can submit inquiries through the **Contact Us** page. Submissions are received by our team and answered directly or forwarded to the appropriate consultant for answering.

- No resident inquiries this cycle.

## ACTION ITEMS

- No action items at this time

**Danae Dehoyos**

District Representative

d.dehoyos@touchstonedistrictservices.com

832-558-5714 x220