

WEST PARK MUNICIPAL UTILITY DISTRICT

Minutes of Board of Directors Meeting

March 25, 2024

The Board of Directors ("Board") of West Park Municipal Utility District ("District") met on March 25, 2024, at 3700 Buffalo Speedway, Suite 830, Houston, Harris County, Texas, the address being a meeting place of the District, in accordance with the duly posted notice of the meeting, and the roll was called of the duly constituted officers and members of the Board, as follows:

H. Brock Hudson, President
Bryant Patrick, Vice President
Natalie Garza, Secretary
Michael Dignam, Director

and all of the members were present, except Director Hudson, thus constituting a quorum.

Also present were Avik Bonnerjee of B&A Municipal Tax Services ("B&A"); Diane Michaux of Municipal Accounts & Consulting, L.P. ("MAC"); Jack Woods of H2O Innovation ("H2O"); John Herzog of IDS Engineering Group ("IDS"); Michael Murr of Park Rangers; Angie Hartwell of Touchstone District Services; Judith McGlaughlin of One Creek West, Inc.; Daniel Wolterman; and David Marks, Rebecca Donaldson, and Lorri Lugin of Marks Richardson PC ("MRPC").

In absence of the President, the Vice President called the meeting to order.

As the first order of business, the Board deferred comments from the public after noting no one from the public was present.

The Board next considered approval of the minutes of the Board of Directors meeting held on February 26, 2024. Ms. Lugin noted that there was a typo on the first page of the minutes and that it has been corrected. After discussion, Director Patrick made a motion to approve the minutes as revised. Director Dignam seconded the motion, which carried unanimously.

The Board next considered the appointment of a Director to fill the Board vacancy created by Director Kirton's resignation. Mr. Wolterman introduced himself to the Board and expressed a desire to join the Board. After discussion, Director Patrick made a motion to appoint Mr. Wolterman to fill the vacancy and to serve on the Board of Directors. Director Dignam seconded the motion, which carried unanimously.

The Board next considered acceptance of a Qualification Statement, Oath and Affidavit of Director executed by Mr. Wolterman. Mr. Wolterman executed all the documents and took his Oath of Office. After discussion, Director Patrick made a motion to accept the appointment documents. Director Dignam seconded the motion, which carried unanimously. Director Wolterman participated in the remainder of the meeting.

The Board next considered the election of officers of the Board of Directors. After discussion, Director Bryant nominated Director Dignam for the role of Assistant Secretary. There being no further nominations, they were closed, and a vote was called. Director Bryant made a motion to appoint Director Dignam as the Assistant Secretary position and to confirm the current offices of all other directors. Director Garza seconded the motion, which carried unanimously.

The Board considered the status of the Greenhouse Road and Saums Road sidewalk project. Ms. McGlaughlin presented the attached report from One Creek West and advised that the issues presented at last month's meeting have mostly been addressed. Mr. Herzog advised that he is concerned about drainage in one area of the sidewalk and that he will discuss it with Harris County. Mr. Herzog also noted that sod will be laid along the newly installed sidewalk.

Ms. McGlaughlin exited the meeting.

The Board considered the status of the West Park Preserve, including a review of the maintenance report from Park Rangers and authorizing any necessary repairs. Mr. Murr recommended that the Board consider establishing an emergency repair fund of \$2,500 for the park. He advised that the concrete flooring at the pavilion is stained and recommended the application of an epoxy coating to prevent future damage for an estimated cost of \$6,000. He further advised that the drainage grate at the park needs to be replaced. After discussion, the Board concurred to consider the aforementioned items at its April meeting.

The Board next considered the status of security patrol with the Harris County Constable. Mr. Marks advised that Captain Hutter will send more detailed invoices as requested.

Mr. Bonnerjee next distributed the attached tax collection report. He noted that B&A collected 97.41% of the 2023 taxes as of March 4, 2024. He also reported that he will update the District's webpage with Mr. Wolterman's information. After review and discussion of the report presented, Director Patrick made a motion to approve the report and authorize payment on the disbursements identified in the report. Director Dignam seconded the motion, which carried unanimously.

Mr. Bonnerjee presented and distributed the delinquent tax report dated March 4, 2024, prepared by Ted A. Cox, P.C.

Mr. Bonnerjee next presented and distributed the quarterly sales audit tax report,

The Board next considered the attached report on the District's water, sanitary sewer, and storm sewer systems for the month of February. Mr. Woods reported that the District accounted for 95.41% of the water pumped during the past month. Mr. Woods next reported that valves 1 and 2 were found to be faulty at the District's plant and that they have since been replaced, tested, and returned to service.

Mr. Woods next asked the Board to consider authorizing an account write-off. After review and discussion, Director Patrick made a motion to approve the write-off of one delinquent account in the amount of \$1,264.62. Director Garza seconded the motion, which carried unanimously.

The Board next considered the attached engineer's report.

The Board considered the status of construction contracts, including the approval of any change orders and/or acceptance of facilities for operation and maintenance purposes, including review of bids and award of construction contract for Generator Replacement Project. Mr. Herzog reported that he will present bids for the Generator Replacement Project at the next meeting.

The Board considered acceptance of site, easement and/or facility conveyances for facilities constructed or to be constructed by the District. Mr. Herzog reported that he is waiting on Palladium USA International to execute the water meter easement approved by the Board in January.

The Board considered requests for and approval of the issuance of utility commitments. Mr. Herzog reported that he received a request for capacity for a proposed development within the 15-acre medical complex at 2222 Greenhouse Road. He stated that the District has sufficient capacity to serve the development.

The Board considered the status of the utility relocation requests from Harris County. Mr. Herzog advised that several projects are currently on hold due to the precinct reassignment in January 2023.

The Board considered the status of development in the District. Mr. Herzog advised that Sunbelt is working to gather information to be included in the upcoming bond issue.

The Board considered the status of the Bond Application Report ("BAR") relative to the District's proposed Series 2024 Bonds. Mr. Herzog reported that the BAR will be ready to submit once he receives and reviews information from Sunbelt.

The Board discussed pending matters with the TCEQ, including a) request for variance to elevated storage requirements; b) status of requirements requested by TCEQ for exceptions to sanitary control and set back requirements relative to Water Well No. 3, and c) Enforcement Action and Proposed Agreed Order. Mr. Herzog reported that samples are being collected in furtherance of the exceptions related to Water Well No. 3.

The Board considered the status of the West Harris County Regional Water Authority surface water conversion. Mr. Herzog reported he had no new updates to provide.

The Board next considered the annual review of a Resolution Adopting Prevailing Wage Rate Scale for Construction Projects. Mr. Marks presented a list reflecting a survey of the Prevailing Wage Rates for Construction Projects for the United States Department of Labor and reviewed the Resolution with the Board. After discussion, Director Patrick made a motion to adopt the Resolution Adopting Prevailing Wage Rate Scale for Construction Projects based on the United States Department of Labor rates. Director Dignam seconded the motion, which carried unanimously.

The Board reviewed the attached facility maintenance report prepared by Storm Water Solutions.

The Board next considered the financial and investment reports and invoices presented for payment. Ms. Michaux distributed the attached bookkeeping report, investment inventory report, and bills for payment. After review and discussion of the reports presented, Director Patrick made a motion to approve the report and authorize payment on the Operating Fund and Capital Projects Fund at Central Bank, of all checks, wires, and disbursements shown in the report. Director Dignam seconded the motion, which carried unanimously.

Ms. Michaux next presented and reviewed the attached Quarterly Investment Inventory Report for the period ending January 31, 2024.

The Board deferred consideration of the draft operating budget for the fiscal year ending April 30, 2025.

The Board next considered authorizing the Bookkeeper and Tax Assessor Collector to prepare and file Unclaimed Property Reports prior to July 1, 2024. After discussion, Director Patrick made a motion to authorize the bookkeeper and tax assessor to prepare and file, if necessary, an Unclaimed Property Report, as set out above. Director Dignam seconded the motion, which carried unanimously.

Ms. Hartwell presented the attached update from Touchstone District Services and advised that she will update the District's website with Mr. Wolterman's information.

There being no further business to come before the Board, the meeting adjourned.


Secretary

Attachments

1. Agenda
2. One Creek West Report
3. Park Rangers Report
4. Tax Assessor/Collector Reports
5. Tax Exempt Resolution
6. Operator Report
7. Engineer Report
8. Storm Water Solutions Report
9. Bookkeeper Report
10. Touchstone Report

1. Topics

- a. Update on Saums Road sidewalk construction
- b. Additional segments being considered
- c. Photos of the new Lenox Katy Creek apartments
- d. 2024 P4P application – Cullen Park Path Segment 2

2. Saums Road sidewalk construction

- a. List of issues has been resolved, with the exception of the connection between the West Park Preserve sidewalk and the County sidewalk, regrading, ramp to be installed, re-sodding
- b. One section very close to the street, are barriers to be installed?

3. Interlocal agreement


- a. No additional construction on P4P project will occur until ILA is executed.
- b. Our project was combined with a “County-only” fast-paced sidewalk gap construction project – rather than being a part of the “partnership” P4P program.

4. Additional segments being considered

- a. County would like to build sidewalks south of Saums Road along Greenhouse Road. However, it has not finalized these plans, so no engagement of partners has been sought.
- b. County views the segment along the HCFC channel as too difficult and costly, has proposed building sidewalks along the north side of Saums Road, from Greenhouse to N Fry as an alternative.
- c. There is one section where the County has no right of way that could affect these plans. We have offered to engage to obtain consent of landowner to build.
- d. Map of revised project shows –
 - i. Additional sidewalks that were not proposed by our coalition (for cost reasons) but that increases the connectivity of neighborhoods.
 - ii. Crosswalk at Mayde Creek Junior High has been submitted to Traffic for approval, takes about 90 days for decision to be rendered.

5. Cullen Park Path – Segment 2

- a. CPP is “path” that allows pedestrians and cyclists to connect from Cullen Park to I-10, cross to access trails on South (Terry Hershey, Mason Creek Trail).
- b. Segment 1 was approved by TXDOT and design will start next year, Segment 2 is along South Park View, and includes bike lane plus sidewalks.
- c. Benefits all communities with access to Cullen Park, as well as the Greenhouse Road apartments. Current sidewalk initiative has increased number of communities who will benefit.
- d. Plan to use P4P funding process again. However, P4P guidelines have not been released yet.





Phase I – 400 units



Phase II – 400 units



Foxlake Drive,
heading north to
Park Row.
Developer
understood need
for sidewalks, too
late in construction
process to build.







LANDSCAPE MAINTENANCE REPORT FOR WEST PARK MUD MARCH 2024

WEST PARK PRESERVE

1. Park continues to be well used! Front area that has died has been replanted this month.
2. We had a problem with one of the play structures and it has been repaired under warranty. PIP has been repaired as well.
3. No vandalism or other issues.
4. The County has completed installing sidewalks in front of the park and detention basins. The only thing remaining is the turf and a small connection to our park.
5. A couple of loads of Play Mulch was added to the playground.
6. Small concern over mature trees with large cavities. It appears as some mature trees are not going to re-leaf. We will have a better count next month, but will begin removing anything dangerous in the interim. This must be due to the extreme heat stress during construction in '22.
7. We may want to look into a floor covering for the pavilion at a later date. The concrete is taking on stains that can't be washed out. The cost is approximately 6K
8. Discussion on SS grate and replacement.




8




Storm grate weight




Planting of front





PIP repaired



2



Playground full



Pavilion use



County sidewalk Project



Honesty | Efficiency | Transparency | Accountability | Continuity

MUNICIPAL TAX SERVICE, LLC

WEST PARK MUD

FOR THE MONTH ENDING

February 29, 2024



MUNICIPAL TAX SERVICE, LLC

WEST PARK MUD – JUR 897
FOR THE PERIOD ENDING 2/29/2024

RECEIVABLES SUMMARY

2023 Balance Forward Levy at 4/30/23 FYE	\$0.00	
CAD Changes / Uncollectible	\$3,078,088.87	3,078,088.87
Outstanding Balance forward Prior Years (2022-2012) at 4/30/23 FYE	\$154,713.78	
CAD Changes / Uncollectible	(\$101,502.88)	
		<u>53,210.90</u>
Total Levy to be collected		3,131,299.77
Collection prior months (all years)	(\$2,946,824.97)	
2023 Taxes Collected net NSF & KR Refunds during current month	(\$88,358.71)	
Taxes Collected for Prior Years net NSF & KR Refunds during current month	(\$51.55)	
		<u>(3,035,235.23)</u>
Total Outstanding Balance		<u>96,064.55</u>

TAX ACCOUNT

Beginning Balance – Tax Account

242,806.76

Income

Taxes Collected current Year	\$90,802.96
Taxes Collected Prior Year	\$51.55
10% Rendition Penalty	\$112.33
Penalties & Interest	\$6,359.39
Collection Fee Paid	\$6.98
Overpayments	\$0.00
NSF or Reversals , Bank Charges	\$300,000.00
Other Fees & Court Costs, Etc	\$0.00
	<u>\$397,333.21</u>

(reduced 2/1/24 Debt Service wire)

640,139.97

Expenses

CK# 1889	Ted A. Cox - Delinquent Atty Collection Fee - 2/2024 - expenses only	\$6.98
CK# 1890	HCAD - Second Quarter Assessment Inv. CI-00000633	\$6,668.00
CK# 1891	Sunbelt Inc - Correction Roll 6 TY 2023	\$2,444.25
CK# 1892	B & A Municipal Tax Service LLC - Inv. 897-354	\$1,153.45
CK# 1893	B & A Municipal Tax Service LLC - Inv. 897-355	\$304.09
		<u>\$10,576.77</u>

Ending Balance –Tax Account

629,563.20



MUNICIPAL TAX SERVICE, LLC

WEST PARK MUD – JUR 897
FOR THE PERIOD ENDING 2/29/2024

OUTSTANDING TAXES – YEAR TO DATE

TAX YEAR	BALANCE FORWARD @ 10/01/23	CAD SUPPLEMENTS & CORRECTIONS	UNCOLLECTIBLE	COLLECTIONS	OUTSTANDING TAXES	COLLECTIONS PERCENTAGE
2023	\$3,000,614.25	\$77,474.62	\$0.00	\$2,998,274.49	\$79,814.38	97.41%
2022	\$2,640,980.14	(\$28,882.86)	\$0.00	\$2,607,108.52	\$4,988.76	99.81%
2021	\$2,197,154.84	(\$13,044.46)	\$0.00	\$2,181,268.71	\$2,841.67	99.87%
2020	\$1,724,054.68	\$0.00	\$0.00	\$1,721,885.07	\$2,169.61	99.87%
2019	\$1,716,809.00	\$0.00	(\$77.96)	\$1,714,032.99	\$2,698.05	99.84%
2018	\$1,675,849.18	\$0.00	(\$95.30)	\$1,672,495.11	\$3,258.77	99.81%
2017	\$1,703,467.59	\$0.00	(\$218.54)	\$1,702,990.31	\$258.74	99.98%
2016	\$1,939,402.88	\$152.17	(\$873.42)	\$1,938,647.06	\$34.57	99.99%
2015	\$1,894,924.89	\$0.00	(\$1,536.85)	\$1,893,388.05	(\$0.00)	100.00%
2014	\$1,475,789.97	\$0.00	(\$1,655.59)	\$1,474,134.38	\$0.00	100.00%
2013	\$1,276,014.62	\$0.00	(\$1,596.77)	\$1,274,417.85	\$0.00	100.00%
2012	\$1,158,188.10	\$0.00	(\$607.67)	\$1,157,580.44	(\$0.00)	100.00%
					\$96,064.55	

EXEMPTIONS & TAX RATES

TAX YEAR	HOMESTEAD EXEMPTION	OVER 65 / DISABLED	M & O RATE	DEBT SERVICE RATE	CONTRACT TAX RATE	TOTAL RATE
2023	0.00%	0	0.16000	0.21500	0.00000	0.37500
2022	0.00%	0	0.13000	0.24500	0.00000	0.37500
2021	0.00%	0	0.08000	0.29500	0.00000	0.37500
2020	0.00%	0	0.00000	0.32500	0.00000	0.32500
2019	0.00%	0	0.00000	0.39500	0.00000	0.39500
2018	0.00%	0	0.00000	0.42000	0.00000	0.42000
2017	0.00%	0	0.00000	0.46000	0.00000	0.46000
2016	0.00%	0	0.00000	0.58000	0.00000	0.58000
2015	0.00%	0	0.00000	0.65000	0.00000	0.65000
2014	0.00%	0	0.00000	0.65000	0.00000	0.65000
2013	0.00%	0	0.00000	0.67000	0.00000	0.67000
2012	0.00%	0	0.00000	0.67000	0.00000	0.67000

DISTRICT VALUES

TAX YEAR	LAND & IMPROVEMENTS	AG NET	PERSONAL PROPERTY	EXEMPTIONS	TOTAL VALUE	SR	KR
2023	799,462,022	0	39,897,790	18,536,147	820,823,665	6	6
2022	695,773,341	0	34,500,668	33,714,729	696,559,280	18	18
2021	585,528,951	0	32,999,442	36,098,951	582,429,442	30	30
2020	533,070,777	0	33,852,112	36,444,531	530,478,358	42	42
2019	433,493,735	0	36,092,668	34,951,216	434,635,187	54	54
2018	391,448,413	0	38,728,115	31,164,787	399,011,741	65	65
2017	364,659,692	0	36,898,146	31,238,790	370,319,048	66	66
2016	321,007,344	0	43,515,063	30,116,368	334,406,039	85	85
2015	273,352,929	0	41,685,070	23,511,095	291,526,904	61	61
2014	210,392,500	0	34,894,156	18,242,043	227,044,613	67	67
2013	177,795,695	0	30,752,299	18,098,057	190,449,937	79	79
2012	158,646,968	0	27,934,891	13,717,974	172,863,885	89	89



MUNICIPAL TAX SERVICE, LLC

WEST PARK MUD – JUR 897
FOR THE PERIOD ENDING 2/29/2024

PROFIT & LOSS

	CURRENT MONTH 2/01/2024 - 2/29/2024	FISCAL YEAR 05/01/23 - 2/29/2024
BEGINNING BALANCE	2,997,637.21	603,795.13
INCOME		
10% Rendition Penalty	112.33	2,122.04
Collection Fee	6.98	17,379.57
Dealer Inventory Tax Collected	0.00	(60.47)
Earned Interest	0.00	0.00
Overpayments	0.00	897.61
Penalty & Interest	6,359.39	29,023.30
Taxes Collected	90,854.51	3,151,534.82
Total Income	97,333.21	3,200,896.87
EXPENSES		
Audit/Records	0.00	175.00
Court Affidavits	15.00	60.00
Bank Charges	0.00	409.08
Bond Premium	100.00	100.00
CAD Fees	243.48	16,391.16
Certificate of Value	0.00	175.00
Certified Tax Statements	0.00	0.00
Copies	78.00	978.40
Correction Roll Refunds	45,941.80	150,162.93
Continuing Disclosure	425.00	425.00
Delinquent Tax Attorney Expense	19.41	529.32
Delinquent Tax Attorney Fee	0.00	17,735.29
Estimate of Value	0.00	0.00
Installment Tracking	0.00	0.00
FA Assistance	0.00	0.00
Unclaimed Property Report	0.00	60.00
Legal Notices	0.00	845.90
Map	0.00	13.00
Mailing & Handling	65.48	938.96
Meeting Travel & Mileage	155.98	1,237.57
Overpayment Refund	0.00	867.36
Payment to Incorr. Jur	0.00	0.00
Public Hearing	0.00	650.00
Rendition Refunds	0.00	0.00
Records Management	6.89	84.16
Rendition Refunds	0.00	0.00
5% Rendition Penalty to CAD	116.90	116.90
Roll Update & Processing	93.75	618.75
Supplies	0.00	138.99
Tax Assessor Collector Fee – AB	1,153.45	11,383.30
Transfer to Operating Fund	1,056,415.31	1,220,455.96
Transfer to Debt Service	1,350,000.00	1,740,000.00
	2,454,830.45	3,164,552.03
ENDING BALANCE	640,139.97	640,139.97



MUNICIPAL TAX SERVICE, LLC

WEST PARK MUD – JUR 897
FOR THE PERIOD ENDING 2/29/2024

YEAR TO YEAR COMPARISON

	2023	%		2021	%	VARIANCE
October	\$0.00	0.00%		\$0.19	0.00%	0.00%
November	\$47,036.76	1.26%		\$20,648.78	0.75%	0.51%
December	\$376,641.92	13.49%		\$409,105.56	12.95%	0.54%
January	\$2,494,538.10	94.48%		\$2,168,758.31	92.00%	2.48%
February	\$90,802.96	97.41%		\$4,742.38	92.15%	5.26%
March				\$46,515.83	94.61%	
April				\$2,226.96	94.68%	
May				\$62,640.39	97.00%	
June				\$14,100.88	97.51%	
July				\$976.61	97.53%	
August				\$56,480.73	99.63%	
September				\$632.31	99.65%	

MONTHLY COLLECTIONS

2023	2022	2021	2020	2019	2018
\$90,802.96	\$51.55	\$0.00	\$0.00	\$0.00	\$0.00
2017					
\$0.00					



MUNICIPAL TAX SERVICE,LLC

WEST PARK MUD

FOR THE PERIOD ENDING 02/28/2024

PLEGGED SECURITIES REPORT

SECURITIES PLEDGED AT 105% OVER FDIC INSURED \$250,000

COLLATERAL SECURITY AGREEMENT ON FILE : YES

TAX BANK ACCOUNT HELD AT: WELLS FARGO / BANK OF NEW YORK MELLON

COLLATERAL SECURITY REQUIRED: \$3,011,772.92

TYPE OF PLEDGED INVESTMENT: 01BTTF
FMAC

IN COMPLIANCE W/ DISTRICT INVESTMENT POLICY: YES

STATE OF TEXAS §


COUNTY OF HARRIS §

Avik Bonnerjee, being duly sworn, says that he is the Tax Assessor-Collector for the above named District and the foregoing contains a true and correct report accounting for all taxes collected for said District during the month therein stated.



Avik Bonnerjee, RTA

SWORN TO AND SUBSCRIBED BEFORE ME, this 1st day of March 2024.



Rebecca Brewer
Notary Public, State of Texas
Notary ID #1258819

My Commission Expires March 1, 2028

WEST PARK MUD
 Deposits Report
 For Dates 2/1/2024 thru 2/29/2024

Bank	Deposit Date	Ck/Cash	CC	WACH	Deposit Amount
WELLS FARGO BANK	2/2/2024	0	1	0	35.44
	2/6/2024	0	0	1	59,426.73
	2/9/2024	0	0	1	6,292.60
	2/9/2024	0	1	0	37.19
	2/13/2024	0	2	0	72.74
	2/13/2024	1	0	0	5,183.26
	2/15/2024	1	0	0	26.19
	2/21/2024	0	0	1	110.12
	2/23/2024	0	0	1	487.59
	2/23/2024	1	0	0	0.00
	2/23/2024	4	0	0	338.09
	2/28/2024	0	0	1	11,794.31
	2/28/2024	4	0	0	2,639.67
	2/29/2024	1	0	0	10,853.97
	2/29/2024	2	0	0	35.31
Total Deposits	15	14	4	5	97,333.21

<u>GL Account Summary</u>	<u>2023</u>	<u>2022</u>	<u>Total Report</u>
Taxes Paid	89,130.30	51.55	89,181.85
Penalties Paid	109.79	2.54	112.33
P&I Paid	5,580.82	6.98	5,587.80
Coll Fee Paid		6.98	6.98
Refund	2,444.25		2,444.25
	<u>97,265.16</u>	<u>68.05</u>	<u>97,333.21</u>

ck Pd 1889 3.1.24



HARRIS CENTRAL APPRAISAL DISTRICT
 BUDGET AND FINANCE DIVISION - ACCOUNTS RECEIVABLE
 PO BOX 920975
 HOUSTON, TX 77292-0975
 UNITED STATES OF AMERICA
 PHONE: +1 (713) 9577470
 FAX: +1 (713) 9577410

COPY INVOICE

Invoice Number: CI-00000633
 Invoice Date: 02/15/2024
 Due Date: 03/31/2024
 Terms: DUE UPON RECEIPT
 Customer ID: 897

Bill To:

WEST PARK MUD
 H BROCK HUDSON
 13333 NORTHWEST FWY STE 505
 HOUSTON, TX 77040

Remit To:

HARRIS CENTRAL APPRAISAL DISTRICT
 Budget and Finance Division - Accounts Receivable
 PO Box 920975
 Houston, TX 77292-0975
 United States of America
 +1 (713) 9577470

Sales Item	Description	Quantity	UOM	Unit Price	Amount
	Second Quarter Assessment	1	Quarter	6,668.00	6,668.00
				Sub Total	6,668.00
				Tax	0.00
				Invoice Total	6,668.00

PENALTY AND INTEREST APPLY IF
 NOT PAID BY DUE DATE.

* SEC 6.06(e), TEXAS PROPERTY TAX CODE

CL Ad 1890 3.1.24

MAIL TO:

HARRIS CENTRAL APPRAISAL DISTRICT
 BUDGET AND FINANCE DIVISION -
 ACCOUNTS RECEIVABLE
 PO BOX 920975
 HOUSTON, TX 77292-0975
 UNITED STATES OF AMERICA

2023 TAX RECEIPT

WEST PARK MUD
 AVIK BONNERJEE, TAX ASSESSOR COLLECTOR
 13333 NORTHWEST FREEWAY, SUITE 620
 HOUSTON, TX 77040

Hours: MON - THU 8 - 4 FRI 8 - 12
 Web: WWW.BAMUNITAX.COM

Phone: 713-900-2680
 Fax: 713-900-2685

Jur No	Stmt Date	Delinquent Date	Receipt No
897	3/11/2024	4/2/2024	298

Account No	[REDACTED]
------------	------------

TAXES ARE DUE UPON RECEIPT. TAXES WILL BECOME DELINQUENT AFTER April 01, 2024. PAYMENT MUST BE POSTMARKED BEFORE DELINQUENT DATE TO AVOID ADDITIONAL PENALTIES AND INTEREST.

Taxes that remain delinquent on July 02, 2024 will incur an additional penalty to defray costs of collection per Section 33.07, 33.08 and/or 33.11 of the Texas Property Tax Code.

Please contact the Appraisal District concerning any corrections in appraised value, ownership, address changes or any application for exemptions.
 Harris County Appraisal District
 www.hcad.org 713-957-7800

Owner Name and Address

[REDACTED]

****RETURN SERVICE REQUESTED****

Appraised Values		Property Information		Comparisons of the last six (6) tax years					
Land Value	3,700,000	[REDACTED]	[REDACTED]	Year	Appraised	Taxable	Rate	Taxes	% Change
				2023	3,700,000	3,700,000	0.375000	13,875.00	13.36%
				2022	3,263,850	3,263,850	0.375000	12,239.44	N/A
				N/A	N/A	N/A	N/A	N/A	N/A
				N/A	N/A	N/A	N/A	N/A	N/A
				N/A	N/A	N/A	N/A	N/A	N/A
				N/A	N/A	N/A	N/A	N/A	N/A
				% Change between 2023 and 2022					
				13.36%	13.36%	0.00%	13.36%		

100% Assessed Value	3,700,000	Service Address	KATY FWY 77084	Taxing Unit	WESTPARK MUD <th>Less Exemptions</th> <td></td> <th>Taxable Value</th> <td>3,700,000</td> <th>Tax Rate</th> <td>0.375000 per \$100</td> <th>Tax Levy</th> <td>13,875.00</td>	Less Exemptions		Taxable Value	3,700,000	Tax Rate	0.375000 per \$100	Tax Levy	13,875.00
---------------------	-----------	-----------------	-------------------	-------------	--	-----------------	--	---------------	-----------	----------	--------------------	----------	-----------

IF YOU ARE 65 YEARS OF AGE OR OLDER OR ARE DISABLED AND THE PROPERTY DESCRIBED IN THIS DOCUMENT IS YOUR RESIDENCE HOMESTEAD, YOU SHOULD CONTACT THE APPRAISAL DISTRICT REGARDING ANY ENTITLEMENT YOU MAY HAVE TO A POSTPONEMENT IN THE PAYMENT OF THESE TAXES.										Current Taxes Due	13,875.00
--	--	--	--	--	--	--	--	--	--	-------------------	-----------

Payment Date	Due Before Payment	Paid By	Taxes Paid	CAD Penalties Paid	P. & I Paid	Atty Fee Paid	Other Paid	Total Payment
12/28/2023	16,319.25	[REDACTED]	16,319.25	0.00	0.00	0.00	0.00	16,319.25
02/23/2024	0.00	[REDACTED]	-2,444.25	0.00	0.00	0.00	0.00	0.00
Correction Roll								
# <u>10</u>								
<u>2,444.25</u>								
ck Pd 1891								
2023 Paid in Full							Total Paid	16,319.25



MUNICIPAL TAX SERVICE, LLC

Invoice

Date	Invoice #
3/1/2024	897-354

Bill To
West Park Municipal Utility District 13333 Northwest Freeway Suite 620 Houston, TX 77040

Description	Unit Count	Rate	Amount
Avik Bonnerjee, RTA - Tax Assessor Collector Fee March 2024.		1,134.55	1,134.55
2023 Additional Unit Count Invoiced 2024	21	0.90	18.90
		OK PD 1892	3.1.24
Thank you for your business.		Total	\$1,153.45



MUNICIPAL TAX SERVICE, LLC

Invoice

Date	Invoice #
3/1/2024	897-355

Bill To
West Park Municipal Utility District 13333 Northwest Freeway Suite 620 Houston, TX 77040

Description	Unit Count	Rate	Amount
Copies	847	0.20	169.40
Postage, Mailing, and Handling (2)		1.72	1.72
Statement Mailing & Handling-DMR (thru SR/KR5)		15.98	15.98
Statement Mailing & Handling - Agents thru SR/KR5	0.25	75.00	18.75
Records Retention		6.89	6.89
Meeting Travel Time/Mileage/Time (January 2024)		91.35	91.35
		CL PD 1893	3.1.24
Thank you for your business.		Total	\$304.09

Account No/Name/Address				Cad No/Property Descr.				Over 65	No			
0746047				0746047				Veteran	No			
								Installment Code	N			
							Due Feb, 2024		Due Mar, 2024		Due Apr, 2024	
Year	Stmt Date	Delq Date	Code	Taxes	Penalties	Payments	Del. P&I	Due	Del. P&I	Due	Del. P&I	Due
2023	10/26/2023	2/1/2024		39.89	3.99	0.00	3.07	46.95	3.95	47.83	14.57	58.45
2022	10/28/2022	2/1/2023		39.89	3.99	0.00	21.94	65.82	22.47	66.35	23.00	66.88
2021	10/18/2021	2/1/2022		39.89	3.99	0.00	28.26	72.14	28.78	72.66	29.31	73.19
Totals				119.67	11.97	0.00	53.27	184.91	55.20	186.84	66.88	198.52

Account No/Name/Address				Cad No/Property Descr.				Over 65	No			
0772574				0772574				Veteran	No			
								Installment Code	N			
							Due Feb, 2024		Due Mar, 2024		Due Apr, 2024	
Year	Stmt Date	Delq Date	Code	Taxes	Penalties	Payments	Del. P&I	Due	Del. P&I	Due	Del. P&I	Due
2021	10/18/2021	2/1/2022		11.07	1.11	0.00	7.85	20.03	7.99	20.17	8.14	20.32

Account No/Name/Address				Cad No/Property Descr.				Over 65	No			
0783334				0783334				Veteran	No			
								Installment Code	N			
							Due Feb, 2024		Due Mar, 2024		Due Apr, 2024	
Year	Stmt Date	Delq Date	Code	Taxes	Penalties	Payments	Del. P&I	Due	Del. P&I	Due	Del. P&I	Due
2023	10/26/2023	2/1/2024		317.86	31.79	0.00	24.48	374.13	31.47	381.12	116.08	465.73

Account No/Name/Address				Cad No/Property Descr.				Over 65	No			
0824171				0824171				Veteran	No			
								Installment Code	N			
							Due Feb, 2024		Due Mar, 2024		Due Apr, 2024	
Year	Stmt Date	Delq Date	Code	Taxes	Penalties	Payments	Del. P&I	Due	Del. P&I	Due	Del. P&I	Due
2023	10/26/2023	2/1/2024		34.66	0.00	0.00	2.43	37.09	3.12	37.78	11.50	46.16

Account No/Name/Address				Cad No/Property Descr.				Over 65	No			
0955333				0955333				Veteran	No			
								Installment Code	N			
							Due Feb, 2024		Due Mar, 2024		Due Apr, 2024	
Year	Stmt Date	Delq Date	Code	Taxes	Penalties	Payments	Del. P&I	Due	Del. P&I	Due	Del. P&I	Due
2023	10/26/2023	2/1/2024		83.70	8.37	0.00	6.44	98.51	8.29	100.36	30.57	122.64
2022	10/28/2022	2/1/2023	L	79.20	7.92	0.00	43.56	130.68	44.60	131.72	45.65	132.77
								Lawsuit: 12/15/2022				
2021	10/18/2021	2/1/2022	L	75.84	7.58	0.00	53.73	137.15	54.72	138.14	55.72	139.14
								Lawsuit: 12/15/2022				
2020	10/14/2020	2/2/2021	L	65.72	6.57	0.00	56.96	129.25	57.83	130.12	58.70	130.99
								Lawsuit: 12/15/2022				
Totals				304.46	30.44	0.00	160.69	495.59	165.44	500.34	190.64	525.54

Account No/Name/Address				Cad No/Property Descr.				Over 65	No			
0959495				0959495				Veteran	No			
								Installment Code	N			
							Due Feb, 2024		Due Mar, 2024		Due Apr, 2024	
Year	Stmt Date	Delq Date	Code	Taxes	Penalties	Payments	Del. P&I	Due	Del. P&I	Due	Del. P&I	Due
2022	11/16/2022	2/1/2023		1,226.69	0.00	1,117.74	54.48	163.43	55.79	164.74	57.09	166.04
								Del. P&I	Atty Fees	Other Fees	Refund	
Payment Date		Payment Amt		Escrow	Taxes	Penalties	Del. P&I	Atty Fees	Other Fees	Refund		
2/16/2023		1,117.74		0.00	1,117.74	0.00	0.00	0.00	0.00	0.00		

Account No/Name/Address		Cad No/Property Descr.		Over 65	No
1008495				Veteran	No
				Installment Code	N

Year	Stmt Date	Delq Date	Code	Taxes	Penalties	Payments	Due Feb, 2024		Due Mar, 2024		Due Apr, 2024	
							Del. P&I	Due	Del. P&I	Due	Del. P&I	Due
2021	10/18/2021	2/1/2022		27.56	2.76	0.00	19.53	49.85	19.89	50.21	20.25	50.57
2020	12/9/2020	2/2/2021		23.89	2.39	0.00	20.71	46.99	21.02	47.30	21.34	47.62
Totals				51.45	5.15	0.00	40.24	96.84	40.91	97.51	41.59	98.19

Account No/Name/Address		Cad No/Property Descr.		Over 65	No
115-393-000-0010		4100		Veteran	No
				Installment Code	N

Year	Stmt Date	Delq Date	Code	Taxes	Penalties	Payments	Due Feb, 2024		Due Mar, 2024		Due Apr, 2024	
							Del. P&I	Due	Del. P&I	Due	Del. P&I	Due
2023	10/26/2023	2/1/2024		22,667.05	0.00	0.00	1,586.69	24,253.74	2,040.03	24,707.08	2,493.38	25,160.43

Account No/Name/Address		Cad No/Property Descr.		Over 65	No
115-393-000-0025		1153930000025 Acreage: 0.023000		Veteran	No
				Installment Code	N

Year	Stmt Date	Delq Date	Code	Taxes	Penalties	Payments	Due Feb, 2024		Due Mar, 2024		Due Apr, 2024	
							Del. P&I	Due	Del. P&I	Due	Del. P&I	Due
2023	10/26/2023	2/1/2024		0.19	0.00	0.00	0.01	0.20	0.02	0.21	0.02	0.21

Account No/Name/Address		Cad No/Property Descr.		Over 65	No
115-393-000-0026		1153930000026 Acreage: 0.023000		Veteran	No
				Installment Code	N

Year	Stmt Date	Delq Date	Code	Taxes	Penalties	Payments	Due Feb, 2024		Due Mar, 2024		Due Apr, 2024	
							Del. P&I	Due	Del. P&I	Due	Del. P&I	Due
2023	10/26/2023	2/1/2024		0.19	0.00	0.00	0.01	0.20	0.02	0.21	0.02	0.21

Account No/Name/Address		Cad No/Property Descr.		Over 65	No
115-393-000-0027		1153930000027 Acreage: 0.023000		Veteran	No
				Installment Code	N

Year	Stmt Date	Delq Date	Code	Taxes	Penalties	Payments	Due Feb, 2024		Due Mar, 2024		Due Apr, 2024	
							Del. P&I	Due	Del. P&I	Due	Del. P&I	Due
2023	10/26/2023	2/1/2024		0.19	0.00	0.00	0.01	0.20	0.02	0.21	0.02	0.21

Account No/Name/Address		Cad No/Property Descr.		Over 65	No
115-393-000-0028		3000		Veteran	No
				Installment Code	N

Year	Stmt Date	Delq Date	Code	Taxes	Penalties	Payments	Due Feb, 2024		Due Mar, 2024		Due Apr, 2024	
							Del. P&I	Due	Del. P&I	Due	Del. P&I	Due
2023	10/26/2023	2/1/2024		0.19	0.00	0.00	0.01	0.20	0.02	0.21	0.02	0.21

Account No/Name/Address		Cad No/Property Descr.		Over 65	No
		000		Veteran	No
				Installment Code	N

Year	Stmt Date	Delq Date	Code	Taxes	Penalties	Payments	Due Feb, 2024		Due Mar, 2024		Due Apr, 2024	
							Del. P&I	Due	Del. P&I	Due	Del. P&I	Due
2023	10/26/2023	2/1/2024		0.19	0.00	0.00	0.01	0.20	0.02	0.21	0.02	0.21

Account No/Name/Address	Cad No/Property Descr.	Over 65	No
115-202-000-0055	1152020000055 Acreage: 0.024100	Veteran	No
		Installation Code	N

Year	Stmt Date	Delq Date	Code	Taxes	Penalties	Payments	Due Feb, 2024		Due Mar, 2024		Due Apr, 2024	
							Del. P&I	Due	Del. P&I	Due	Del. P&I	Due
2023	10/26/2023	2/1/2024		39.38	0.00	0.00	2.76	42.14	3.54	42.92	4.33	43.71

Account No/Name/Address	Cad No/Property Descr.	Over 65	No
		Veteran	No
		Installation Code	N

Year	Stmt Date	Delq Date	Code	Taxes	Penalties	Payments	Due Feb, 2024		Due Mar, 2024		Due Apr, 2024	
							Del. P&I	Due	Del. P&I	Due	Del. P&I	Due
2023	10/26/2023	2/1/2024		78.75	0.00	0.00	5.51	84.26	7.09	85.84	8.66	87.41

Account No/Name/Address	Cad No/Property Descr.	Over 65	No
133-397-001-0003		Veteran	No
		Installation Code	N

Year	Stmt Date	Delq Date	Code	Taxes	Penalties	Payments	Due Feb, 2024		Due Mar, 2024		Due Apr, 2024	
							Del. P&I	Due	Del. P&I	Due	Del. P&I	Due
2023	10/26/2023	2/1/2024		5,223.06	0.00	0.00	365.61	5,588.67	470.08	5,693.14	574.54	5,797.60

Account No/Name/Address	Cad No/Property Descr.	Over 65	No
133-827-001-0001	1338270010001 Acreage: 10.452700	Veteran	No
		Installation Code	N

Year	Stmt Date	Delq Date	Code	Taxes	Penalties	Payments	Due Feb, 2024		Due Mar, 2024		Due Apr, 2024	
							Del. P&I	Due	Del. P&I	Due	Del. P&I	Due
2023	10/26/2023	2/1/2024		250,415.48	0.00	234,375.00	1,122.83	17,163.31	1,443.64	17,484.12	1,764.45	17,804.93
	<u>Payment Date</u>	<u>Payment Amt</u>	<u>Escrow</u>	<u>Taxes</u>	<u>Penalties</u>	<u>Del. P&I</u>	<u>Atty Fees</u>	<u>Other Fees</u>	<u>Refund</u>			
	1/29/2024	234,375.00	0.00	234,375.00	0.00	0.00	0.00	0.00	0.00			

Account No/Name/Address	Cad No/Property Descr.	Over 65	No
133-837-002-0002	1338270020002 Acreage: 6.134000	Veteran	No
		Installation Code	N

Year	Stmt Date	Delq Date	Code	Taxes	Penalties	Payments	Due Feb, 2024		Due Mar, 2024		Due Apr, 2024	
							Del. P&I	Due	Del. P&I	Due	Del. P&I	Due
2023	10/26/2023	2/1/2024		105,250.67	0.00	91,875.00	936.30	14,311.97	1,203.81	14,579.48	1,471.32	14,846.99
	<u>Payment Date</u>	<u>Payment Amt</u>	<u>Escrow</u>	<u>Taxes</u>	<u>Penalties</u>	<u>Del. P&I</u>	<u>Atty Fees</u>	<u>Other Fees</u>	<u>Refund</u>			
	1/11/2024	91,875.00	0.00	91,875.00	0.00	0.00	0.00	0.00	0.00			

Account No/Name/Address	Cad No/Property Descr.	Over 65	No
2000673	2000673	Veteran	No
		Installation Code	N

Year	Stmt Date	Delq Date	Code	Taxes	Penalties	Payments	Due Feb, 2024		Due Mar, 2024		Due Apr, 2024	
							Del. P&I	Due	Del. P&I	Due	Del. P&I	Due
2023	10/26/2023	2/1/2024		34.26	0.00	0.00	2.40	36.66	3.08	37.34	11.38	45.64

Account No/Name/Address	Cad No/Property Descr.	Over 65	No
2013646		Veteran	No
		Installation Code	N

Year	Stmt Date	Delq Date	Code	Taxes	Penalties	Payments	Due Feb, 2024		Due Mar, 2024		Due Apr, 2024	
							Del. P&I	Due	Del. P&I	Due	Del. P&I	Due
2023	10/26/2023	2/1/2024		1,311.48	131.15	0.00	100.98	1,543.61	129.84	1,572.47	478.95	1,921.58

Account No/Name/Address				Cad No/Property Descr.				Over 65	No
[REDACTED]				[REDACTED]				Veteran	No
								Installment Code	N

Year	Stmt Date	Delq Date	Code	Taxes	Penalties	Payments	Due Feb, 2024		Due Mar, 2024		Due Apr, 2024	
							Del. P&I	Due	Del. P&I	Due	Del. P&I	Due
2023	11/15/2023	2/1/2024		375.38	37.54	0.00	28.90	441.82	37.16	450.08	137.09	550.01

Account No/Name/Address				Cad No/Property Descr.				Over 65	No
[REDACTED]				[REDACTED]				Veteran	No
								Installment Code	N

Year	Stmt Date	Delq Date	Code	Taxes	Penalties	Payments	Due Feb, 2024		Due Mar, 2024		Due Apr, 2024	
							Del. P&I	Due	Del. P&I	Due	Del. P&I	Due
2023	10/26/2023	2/1/2024		30.42	0.00	0.00	2.13	32.55	2.74	33.16	10.10	40.52

Account No/Name/Address				Cad No/Property Descr.				Over 65	No
[REDACTED]				[REDACTED]				Veteran	No
								Installment Code	N

Year	Stmt Date	Delq Date	Code	Taxes	Penalties	Payments	Due Feb, 2024		Due Mar, 2024		Due Apr, 2024	
							Del. P&I	Due	Del. P&I	Due	Del. P&I	Due
2023	10/26/2023	2/1/2024		30.86	0.00	0.00	2.16	33.02	2.78	33.64	10.24	41.10

Account No/Name/Address				Cad No/Property Descr.				Over 65	No
[REDACTED]				[REDACTED]				Veteran	No
								Installment Code	N

Year	Stmt Date	Delq Date	Code	Taxes	Penalties	Payments	Due Feb, 2024		Due Mar, 2024		Due Apr, 2024	
							Del. P&I	Due	Del. P&I	Due	Del. P&I	Due
2023	10/26/2023	2/1/2024		227.01	0.00	0.00	15.89	242.90	20.43	247.44	75.37	302.38

Account No/Name/Address				Cad No/Property Descr.				Over 65	No
[REDACTED]				[REDACTED]				Veteran	No
								Installment Code	N

Year	Stmt Date	Delq Date	Code	Taxes	Penalties	Payments	Due Feb, 2024		Due Mar, 2024		Due Apr, 2024	
							Del. P&I	Due	Del. P&I	Due	Del. P&I	Due
2020	10/14/2020	2/2/2021		7.80	0.00	0.00	6.14	13.94	6.24	14.04	6.34	14.14

Account No/Name/Address				Cad No/Property Descr.				Over 65	No
[REDACTED]				[REDACTED]				Veteran	No
								Installment Code	N

Year	Stmt Date	Delq Date	Code	Taxes	Penalties	Payments	Due Feb, 2024		Due Mar, 2024		Due Apr, 2024	
							Del. P&I	Due	Del. P&I	Due	Del. P&I	Due
2021	10/18/2021	2/1/2022		35.13	3.51	0.00	24.89	63.53	25.34	63.98	25.81	64.45
2020	10/14/2020	2/2/2021		30.44	3.04	0.00	26.39	59.87	26.78	60.26	27.18	60.66
Totals				65.57	6.55	0.00	51.28	123.40	52.12	124.24	52.99	125.11

Account No/Name/Address				Cad No/Property Descr.				Over 65	No
[REDACTED]				[REDACTED]				Veteran	No
								Installment Code	N

Year	Stmt Date	Delq Date	Code	Taxes	Penalties	Payments	Due Feb, 2024		Due Mar, 2024		Due Apr, 2024	
							Del. P&I	Due	Del. P&I	Due	Del. P&I	Due
2023	10/26/2023	2/1/2024		794.14	79.41	0.00	61.15	934.70	78.62	952.17	290.02	1,163.57

Account No/Name/Address

Cad No/Property Descr.

2112139		2112139		Over 65	No							
[REDACTED]		[REDACTED]		Veteran	No							
[REDACTED]		[REDACTED]		Installation Code	N							
				Due Feb, 2024		Due Mar, 2024		Due Apr, 2024				
Year	Stmt Date	Delq Date	Code	Taxes	Penalties	Payments	Del. P&I	Due	Del. P&I	Due	Del. P&I	Due
2021	10/18/2021	2/1/2022		54.43	5.44	0.00	38.55	98.42	39.27	99.14	39.99	99.86
2020	10/14/2020	2/2/2021		47.17	4.72	0.00	40.89	92.78	41.51	93.40	42.13	94.02
Totals				101.60	10.16	0.00	79.44	191.20	80.78	192.54	82.12	193.88

2114111		2114111		Over 65	No							
[REDACTED]		[REDACTED]		Veteran	No							
[REDACTED]		[REDACTED]		Installation Code	N							
				Due Feb, 2024		Due Mar, 2024		Due Apr, 2024				
Year	Stmt Date	Delq Date	Code	Taxes	Penalties	Payments	Del. P&I	Due	Del. P&I	Due	Del. P&I	Due
2023	1/24/2024	2/1/2024		134.55	13.46	0.00	10.36	158.37	13.32	161.33	49.14	197.15

2208034		2208034		Over 65	No							
[REDACTED]		[REDACTED]		Veteran	No							
[REDACTED]		[REDACTED]		Installation Code	N							
				Due Feb, 2024		Due Mar, 2024		Due Apr, 2024				
Year	Stmt Date	Delq Date	Code	Taxes	Penalties	Payments	Del. P&I	Due	Del. P&I	Due	Del. P&I	Due
2015	10/13/2015	2/2/2016	L	114.37	11.44	0.00	0.06	0.10	0.06	0.10	0.06	0.10
Lawsuit: 10/24/2016												
Payment Date		Payment Amt		Escrow	Taxes	Penalties	Del. P&I	Atty Fees	Other Fees	Refund		
11/9/2020		125.77		0.00	125.77	0.00	0.00	0.00	0.00	0.00		

2224589		2224589		Over 65	No							
[REDACTED]		[REDACTED]		Veteran	No							
[REDACTED]		[REDACTED]		Installation Code	N							
				Due Feb, 2024		Due Mar, 2024		Due Apr, 2024				
Year	Stmt Date	Delq Date	Code	Taxes	Penalties	Payments	Del. P&I	Due	Del. P&I	Due	Del. P&I	Due
2021	10/18/2021	2/1/2022		65.80	6.58	0.00	46.61	118.99	47.48	119.86	48.35	120.73

2225001		2225001		Over 65	No							
[REDACTED]		[REDACTED]		Veteran	No							
[REDACTED]		[REDACTED]		Installation Code	N							
				Due Feb, 2024		Due Mar, 2024		Due Apr, 2024				
Year	Stmt Date	Delq Date	Code	Taxes	Penalties	Payments	Del. P&I	Due	Del. P&I	Due	Del. P&I	Due
2018	2/26/2019	4/2/2019		15.75	0.00	0.00	16.57	32.32	16.76	32.51	16.95	32.70

2228369		2228369		Over 65	No							
[REDACTED]		[REDACTED]		Veteran	No							
[REDACTED]		[REDACTED]		Installation Code	N							
				Due Feb, 2024		Due Mar, 2024		Due Apr, 2024				
Year	Stmt Date	Delq Date	Code	Taxes	Penalties	Payments	Del. P&I	Due	Del. P&I	Due	Del. P&I	Due
2018	10/11/2018	2/1/2019		764.20	76.42	0.00	904.50	1,745.12	914.60	1,755.22	924.68	1,765.30

2234624		2234624		Over 65	No							
[REDACTED]		[REDACTED]		Veteran	No							
[REDACTED]		[REDACTED]		Installation Code	N							
				Due Feb, 2024		Due Mar, 2024		Due Apr, 2024				
Year	Stmt Date	Delq Date	Code	Taxes	Penalties	Payments	Del. P&I	Due	Del. P&I	Due	Del. P&I	Due
2023	10/26/2023	2/1/2024		17.55	1.76	0.00	1.35	20.66	1.74	21.05	6.41	25.72

Account No/Name/Address				Cad No/Property Descr.				Over 65	No
2237141				2237141				Veteran	No
								Installment Code	N

Year	Stmt Date	Delq Date	Code	Taxes	Penalties	Payments	Due Feb, 2024		Due Mar, 2024		Due Apr, 2024	
							Del. P&I	Due	Del. P&I	Due	Del. P&I	Due
2021	10/18/2021	2/1/2022		18.94	0.00	0.00	12.20	31.14	12.43	31.37	12.66	31.60

Account No/Name/Address				Cad No/Property Descr.				Over 65	No
2238829				2238829				Veteran	No
								Installment Code	N

Year	Stmt Date	Delq Date	Code	Taxes	Penalties	Payments	Due Feb, 2024		Due Mar, 2024		Due Apr, 2024	
							Del. P&I	Due	Del. P&I	Due	Del. P&I	Due
2020	4/21/2021	6/1/2021		4.10	0.00	0.00	3.03	7.13	3.09	7.19	3.14	7.24

Account No/Name/Address				Cad No/Property Descr.				Over 65	No
2241366				2241366				Veteran	No
								Installment Code	N

Year	Stmt Date	Delq Date	Code	Taxes	Penalties	Payments	Due Feb, 2024		Due Mar, 2024		Due Apr, 2024	
							Del. P&I	Due	Del. P&I	Due	Del. P&I	Due
2019	3/19/2020	5/1/2020		165.81	0.00	0.00	148.57	314.38	150.56	316.37	152.55	318.36

Account No/Name/Address				Cad No/Property Descr.				Over 65	No
2244223				2244223				Veteran	No
								Installment Code	N

Year	Stmt Date	Delq Date	Code	Taxes	Penalties	Payments	Due Feb, 2024		Due Mar, 2024		Due Apr, 2024	
							Del. P&I	Due	Del. P&I	Due	Del. P&I	Due
2018	10/11/2018	2/1/2019		17.04	1.70	0.00	20.16	38.90	20.39	39.13	20.62	39.36
2017	10/11/2017	2/1/2018		20.58	2.06	0.00	27.62	50.26	27.89	50.53	28.17	50.81
2016	10/11/2016	2/1/2017		34.57	3.46	0.00	51.87	89.90	52.33	90.36	52.79	90.82
Totals				72.19	7.22	0.00	99.65	179.06	100.61	180.02	101.58	180.99

Account No/Name/Address				Cad No/Property Descr.				Over 65	No
2244544				2244544				Veteran	No
								Installment Code	N

Year	Stmt Date	Delq Date	Code	Taxes	Penalties	Payments	Due Feb, 2024		Due Mar, 2024		Due Apr, 2024	
							Del. P&I	Due	Del. P&I	Due	Del. P&I	Due
2023	10/26/2023	2/1/2024		189.05	18.90	0.00	14.56	222.51	18.72	226.67	69.03	276.98

Account No/Name/Address				Cad No/Property Descr.				Over 65	No
2267297				2267297				Veteran	No
								Installment Code	N

Year	Stmt Date	Delq Date	Code	Taxes	Penalties	Payments	Due Feb, 2024		Due Mar, 2024		Due Apr, 2024	
							Del. P&I	Due	Del. P&I	Due	Del. P&I	Due
2023	1/6/2024	2/1/2024		122.16	12.22	0.00	9.41	143.79	12.09	146.47	44.61	178.99

Account No/Name/Address				Cad No/Property Descr.				Over 65	No
2268915				2268915				Veteran	No
								Installment Code	N

Year	Stmt Date	Delq Date	Code	Taxes	Penalties	Payments	Due Feb, 2024		Due Mar, 2024		Due Apr, 2024	
							Del. P&I	Due	Del. P&I	Due	Del. P&I	Due
2023	10/26/2023	2/1/2024		80.84	8.08	0.00	6.22	95.14	8.00	96.92	29.52	118.44
2022	10/28/2022	2/1/2023		77.14	7.71	0.00	42.42	127.27	43.44	128.29	44.46	129.31
2021	12/15/2021	2/1/2022		74.38	7.44	0.00	52.69	134.51	53.67	135.49	54.66	136.48
2020	10/14/2020	2/2/2021		64.46	6.45	0.00	55.88	126.79	56.73	127.64	57.57	128.48
Totals				296.82	29.68	0.00	157.21	483.71	161.84	488.34	186.21	512.71

Account No/Name/Address	Cad No/Property Descr.	Over 65	No
2278074	2278074	Veteran	No
		Installment Code	N

Year	Stmt Date	Delq Date	Code	Taxes	Penalties	Payments	Due Feb, 2024		Due Mar, 2024		Due Apr, 2024	
							Del. P&I	Due	Del. P&I	Due	Del. P&I	Due
2022	10/28/2022	2/1/2023		550.65	0.00	0.00	275.32	825.97	281.93	832.58	288.55	839.20
	Payment Date	Payment Amt		Escrow	Taxes	Penalties	Del. P&I	Atty Fees	Other Fees	Refund		
	5/27/2023	746.68		0.00	550.65	0.00	71.58	124.45	0.00	0.00		
	6/30/2023	-746.68		0.00	-550.65	0.00	-71.58	-124.45	0.00	0.00		
	10/26/2023	799.55		0.00	550.65	0.00	115.64	133.26	0.00	0.00		
	10/31/2023	-799.55		0.00	-550.65	0.00	-115.64	-133.26	0.00	0.00		

Account No/Name/Address	Cad No/Property Descr.	Over 65	No
2279923	2279923	Veteran	No
		Installment Code	N

Year	Stmt Date	Delq Date	Code	Taxes	Penalties	Payments	Due Feb, 2024		Due Mar, 2024		Due Apr, 2024	
							Del. P&I	Due	Del. P&I	Due	Del. P&I	Due
2023	11/3/2023	2/1/2024		13.03	1.30	0.00	1.00	15.33	1.29	15.62	4.76	19.09
2022	10/28/2022	2/1/2023		13.03	1.30	0.00	7.16	21.49	7.34	21.67	7.51	21.84
2021	10/18/2021	2/1/2022		13.03	1.30	0.00	9.23	23.56	9.41	23.74	9.57	23.90
2020	10/14/2020	2/2/2021		11.29	1.13	0.00	9.79	22.21	9.94	22.36	10.08	22.50
2019	10/1/2019	2/1/2020		13.73	1.37	0.00	14.07	29.17	14.25	29.35	14.43	29.53
	Totals			64.11	6.40	0.00	41.25	111.76	42.23	112.74	46.35	116.86

Account No/Name/Address	Cad No/Property Descr.	Over 65	No
2279927	2279927	Veteran	No
		Installment Code	N

Year	Stmt Date	Delq Date	Code	Taxes	Penalties	Payments	Due Feb, 2024		Due Mar, 2024		Due Apr, 2024	
							Del. P&I	Due	Del. P&I	Due	Del. P&I	Due
2023	10/26/2023	2/1/2024		46.01	4.60	0.00	3.54	54.15	4.55	55.16	16.81	67.42
2022	10/28/2022	2/1/2023		45.86	4.59	0.00	25.22	75.67	25.83	76.28	26.43	76.88
	Totals			91.87	9.19	0.00	28.76	129.82	30.38	131.44	43.24	144.30

Account No/Name/Address	Cad No/Property Descr.	Over 65	No
2279930	2279930	Veteran	No
		Installment Code	N

Year	Stmt Date	Delq Date	Code	Taxes	Penalties	Payments	Due Feb, 2024		Due Mar, 2024		Due Apr, 2024	
							Del. P&I	Due	Del. P&I	Due	Del. P&I	Due
2021	10/18/2021	2/1/2022		202.22	20.22	0.00	143.25	365.69	145.92	368.36	148.59	371.03
2020	10/14/2020	2/2/2021		175.26	17.53	0.00	151.92	344.71	154.24	347.03	156.54	349.33
2019	10/1/2019	2/1/2020		213.00	21.30	0.00	218.36	452.66	221.18	455.48	223.99	458.29
2018	10/11/2018	2/1/2019	L	222.04	22.20	0.00	262.81	507.05	265.74	509.98	268.66	512.90
	Lawsuit: 2/22/2019											
2017	2/27/2018	4/3/2018	L	238.16	23.82	0.00	313.32	575.30	316.47	578.45	319.61	581.59
	Lawsuit: 2/22/2019											
	Totals			1,050.68	105.07	0.00	1,089.66	2,245.41	1,103.55	2,259.30	1,117.39	2,273.14

Account No/Name/Address	Cad No/Property Descr.	Over 65	No
2281672	2281672	Veteran	No
		Installment Code	N

Year	Stmt Date	Delq Date	Code	Taxes	Penalties	Payments	Due Feb, 2024		Due Mar, 2024		Due Apr, 2024	
							Del. P&I	Due	Del. P&I	Due	Del. P&I	Due
2023	10/26/2023	2/1/2024		1,999.77	199.98	0.00	153.98	2,353.73	197.98	2,397.73	730.31	2,930.06
2022	10/28/2022	2/1/2023		1,999.77	199.98	0.00	1,099.88	3,299.63	1,126.28	3,326.03	1,152.67	3,352.42
2021	10/18/2021	2/1/2022		1,999.77	199.98	0.00	1,416.64	3,616.39	1,443.03	3,642.78	1,469.43	3,669.18
2020	10/27/2020	2/2/2021		1,733.13	173.31	0.00	1,502.28	3,408.72	1,525.15	3,431.59	1,548.02	3,454.46
2019	10/1/2019	2/1/2020		2,106.42	210.64	0.00	2,159.50	4,476.56	2,187.31	4,504.37	2,215.11	4,532.17
2018	12/19/2018	2/1/2019		2,239.74	223.97	0.00	2,650.95	5,114.66	2,680.52	5,144.23	2,710.08	5,173.79
	Totals			12,078.60	1,207.86	0.00	8,983.23	22,269.69	9,160.27	22,446.73	9,825.62	23,112.08

Account No/Name/Address		Cad No/Property Descr.										
2281674		2281674		Over 65	No							
[REDACTED]		[REDACTED]		Veteran	No							
				Installment Code	N							
						Due Feb, 2024		Due Mar, 2024		Due Apr, 2024		
Year	Stmt Date	Delq Date	Code	Taxes	Penalties	Payments	Del. P&I	Due	Del. P&I	Due	Del. P&I	Due
2023	10/26/2023	2/1/2024		171.03	17.10	0.00	13.17	201.30	16.93	205.06	62.45	250.58
2285599		2285599		Over 65	No							
[REDACTED]		[REDACTED]		Veteran	No							
				Installment Code	N							
						Due Feb, 2024		Due Mar, 2024		Due Apr, 2024		
Year	Stmt Date	Delq Date	Code	Taxes	Penalties	Payments	Del. P&I	Due	Del. P&I	Due	Del. P&I	Due
2022	10/28/2022	2/1/2023		23.97	0.00	0.00	11.98	35.95	12.27	36.24	12.56	36.53
2295532		2295532		Over 65	No							
[REDACTED]		[REDACTED]		Veteran	No							
				Installment Code	N							
						Due Feb, 2024		Due Mar, 2024		Due Apr, 2024		
Year	Stmt Date	Delq Date	Code	Taxes	Penalties	Payments	Del. P&I	Due	Del. P&I	Due	Del. P&I	Due
2023	10/26/2023	2/1/2024		46.42	0.00	0.00	3.25	49.67	4.18	50.60	15.42	61.84
2301975		2301975		Over 65	No							
[REDACTED]		[REDACTED]		Veteran	No							
				Installment Code	N							
						Due Feb, 2024		Due Mar, 2024		Due Apr, 2024		
Year	Stmt Date	Delq Date	Code	Taxes	Penalties	Payments	Del. P&I	Due	Del. P&I	Due	Del. P&I	Due
2022	10/28/2022	2/1/2023		52.06	5.21	0.00	28.64	85.91	29.32	86.59	30.01	87.28
2303733		2303733		Over 65	No							
[REDACTED]		[REDACTED]		Veteran	No							
				Installment Code	N							
						Due Feb, 2024		Due Mar, 2024		Due Apr, 2024		
Year	Stmt Date	Delq Date	Code	Taxes	Penalties	Payments	Del. P&I	Due	Del. P&I	Due	Del. P&I	Due
2023	11/3/2023	2/1/2024		45.93	4.59	0.00	3.54	54.06	4.55	55.07	16.78	67.30
2303884		2303884		Over 65	No							
[REDACTED]		[REDACTED]		Veteran	No							
				Installment Code	N							
						Due Feb, 2024		Due Mar, 2024		Due Apr, 2024		
Year	Stmt Date	Delq Date	Code	Taxes	Penalties	Payments	Del. P&I	Due	Del. P&I	Due	Del. P&I	Due
2023	10/26/2023	2/1/2024		42.20	4.22	0.00	3.25	49.67	4.18	50.60	15.42	61.84
2304012		2304012		Over 65	No							
[REDACTED]		[REDACTED]		Veteran	No							
				Installment Code	N							
						Due Feb, 2024		Due Mar, 2024		Due Apr, 2024		
Year	Stmt Date	Delq Date	Code	Taxes	Penalties	Payments	Del. P&I	Due	Del. P&I	Due	Del. P&I	Due
2023	11/3/2023	2/1/2024		481.63	48.16	0.00	37.09	566.88	47.68	577.47	175.89	705.68
2304021		2304021		Over 65	No							
[REDACTED]		[REDACTED]		Veteran	No							
				Installment Code	N							
						Due Feb, 2024		Due Mar, 2024		Due Apr, 2024		
Year	Stmt Date	Delq Date	Code	Taxes	Penalties	Payments	Del. P&I	Due	Del. P&I	Due	Del. P&I	Due
2022	10/28/2022	2/1/2023		95.62	9.56	0.00	52.60	157.78	53.86	159.04	55.12	160.30

Account No/Name/Address				Cad No/Property Descr.									
2304128				2304128				Over 65	No				
[REDACTED]				[REDACTED]				Veteran	No				
								Installment Code	N				
								Due Feb, 2024		Due Mar, 2024		Due Apr, 2024	
Year	Stmt Date	Delq Date	Code	Taxes	Penalties	Payments	Del. P&I	Due	Del. P&I	Due	Del. P&I	Due	
2023	10/26/2023	2/1/2024		240.79	24.08	0.00	18.54	283.41	23.84	288.71	87.94	352.81	
2304130				2304130				Over 65	No				
[REDACTED]				[REDACTED]				Veteran	No				
								Installment Code	N				
								Due Feb, 2024		Due Mar, 2024		Due Apr, 2024	
2023	10/26/2023	2/1/2024		237.24	23.72	0.00	18.27	279.23	23.49	284.45	86.64	347.60	
2304284				2304284				Over 65	No				
[REDACTED]				[REDACTED]				Veteran	No				
								Installment Code	N				
								Due Feb, 2024		Due Mar, 2024		Due Apr, 2024	
2023	10/26/2023	2/1/2024		804.94	0.00	0.00	56.35	861.29	72.44	877.38	267.24	1,072.18	
2304477				2304477				Over 65	No				
[REDACTED]				[REDACTED]				Veteran	No				
								Installment Code	N				
								Due Feb, 2024		Due Mar, 2024		Due Apr, 2024	
2023	10/26/2023	2/1/2024		461.87	46.19	0.00	35.56	543.62	45.73	553.79	168.68	676.74	
2313194				2313194				Over 65	No				
[REDACTED]				[REDACTED]				Veteran	No				
								Installment Code	N				
								Due Feb, 2024		Due Mar, 2024		Due Apr, 2024	
2021	10/18/2021	2/1/2022		2.44	0.24	0.00	1.72	4.40	1.76	4.44	1.80	4.48	
2020	10/14/2020	2/2/2021		2.11	0.21	0.00	1.83	4.15	1.86	4.18	1.88	4.20	
2019	6/17/2020	8/1/2020		17.18	1.72	0.00	16.26	35.16	16.48	35.38	16.70	35.60	
				Totals			19.81	43.71	20.10	44.00	20.38	44.28	
2314908				2314908				Over 65	No				
[REDACTED]				[REDACTED]				Veteran	No				
								Installment Code	N				
								Due Feb, 2024		Due Mar, 2024		Due Apr, 2024	
2021	10/18/2021	2/1/2022		7.69	0.77	0.00	5.45	13.91	5.54	14.00	5.65	14.11	
2322806				2322806				Over 65	No				
[REDACTED]				[REDACTED]				Veteran	No				
								Installment Code	N				
								Due Feb, 2024		Due Mar, 2024		Due Apr, 2024	
2023	10/26/2023	2/1/2024		603.18	60.32	0.00	46.44	709.94	59.72	723.22	220.28	883.78	

Account No/Name/Address				Cad No/Property Descr.				Over 65 Veteran Installment Code		No No N		
[REDACTED]				2323445				Over 65 Veteran Installment Code		No No N		
						Due Feb, 2024		Due Mar, 2024		Due Apr, 2024		
Year	Stmt Date	Delq Date	Code	Taxes	Penalties	Payments	Del. P&I	Due	Del. P&I	Due	Del. P&I	Due
2019	3/19/2020	5/1/2020		181.91	0.00	0.00	162.99	344.90	165.18	347.09	167.36	349.27
[REDACTED]				2328080				Over 65 Veteran Installment Code		No No N		
						Due Feb, 2024		Due Mar, 2024		Due Apr, 2024		
2023	11/15/2023	2/1/2024		294.12	0.00	0.00	20.59	314.71	26.47	320.59	97.64	391.76
[REDACTED]				2329651				Over 65 Veteran Installment Code		No No N		
						Due Feb, 2024		Due Mar, 2024		Due Apr, 2024		
2023	11/3/2023	2/1/2024		288.05	0.00	0.00	20.16	308.21	25.92	313.97	95.64	383.69
[REDACTED]				2331392				Over 65 Veteran Installment Code		No No N		
						Due Feb, 2024		Due Mar, 2024		Due Apr, 2024		
2023	11/3/2023	2/1/2024		3,448.02	0.00	0.00	241.36	3,689.38	310.32	3,758.34	1,144.74	4,592.76
[REDACTED]				2334489				Over 65 Veteran Installment Code		No No N		
						Due Feb, 2024		Due Mar, 2024		Due Apr, 2024		
2021	10/18/2021	2/1/2022		4.11	0.41	0.00	2.91	7.43	2.97	7.49	3.02	7.54
2020	10/14/2020	2/2/2021		4.24	0.42	0.00	3.67	8.33	3.73	8.39	3.79	8.45
				Totals			6.58	15.76	6.70	15.88	6.81	15.99
[REDACTED]				2340125				Over 65 Veteran Installment Code		No No N		
						Due Feb, 2024		Due Mar, 2024		Due Apr, 2024		
2023	1/6/2024	2/1/2024		47.40	0.00	0.00	3.32	50.72	4.27	51.67	15.73	63.13
[REDACTED]				2340128				Over 65 Veteran Installment Code		No No N		
						Due Feb, 2024		Due Mar, 2024		Due Apr, 2024		
2023	10/26/2023	2/1/2024		114.49	0.00	0.00	8.01	122.50	10.30	124.79	38.01	152.50

Account No/Name/Address				Cad No/Property Descr.				Over 65	No
2340180								Veteran	No
								Installation Code	N

Year	Stmt Date	Delq Date	Code	Taxes	Penalties	Payments	Due Feb, 2024		Due Mar, 2024		Due Apr, 2024	
							Del. P&I	Due	Del. P&I	Due	Del. P&I	Due
2023	11/3/2023	2/1/2024		71.97	0.00	0.00	5.04	77.01	6.48	78.45	23.90	95.87

Account No/Name/Address				Cad No/Property Descr.				Over 65	No
2344609				2344609				Veteran	No
								Installation Code	N

Year	Stmt Date	Delq Date	Code	Taxes	Penalties	Payments	Due Feb, 2024		Due Mar, 2024		Due Apr, 2024	
							Del. P&I	Due	Del. P&I	Due	Del. P&I	Due
2023	11/15/2023	2/1/2024		79.86	7.99	79.86	0.56	8.55	0.72	8.71	2.65	10.64
	Payment Date	Payment Amt	Escrow	Taxes	Penalties	Del. P&I	Atty Fees	Other Fees	Refund			
	1/25/2024	79.86	0.00	79.86	0.00	0.00	0.00	0.00	0.00			

Account No/Name/Address				Cad No/Property Descr.				Over 65	No
2351465								Veteran	No
								Installation Code	N

Year	Stmt Date	Delq Date	Code	Taxes	Penalties	Payments	Due Feb, 2024		Due Mar, 2024		Due Apr, 2024	
							Del. P&I	Due	Del. P&I	Due	Del. P&I	Due
2023	11/15/2023	2/1/2024		18.59	0.00	0.00	1.30	19.89	1.67	20.26	6.17	24.76

Account No/Name/Address				Cad No/Property Descr.				Over 65	No
2354243								Veteran	No
								Installation Code	N

Year	Stmt Date	Delq Date	Code	Taxes	Penalties	Payments	Due Feb, 2024		Due Mar, 2024		Due Apr, 2024	
							Del. P&I	Due	Del. P&I	Due	Del. P&I	Due
2022	2/22/2023	4/1/2023		113.66	11.37	0.00	59.52	184.55	61.02	186.05	62.52	187.55

Account No/Name/Address				Cad No/Property Descr.				Over 65	No
2355867								Veteran	No
								Installation Code	N

Year	Stmt Date	Delq Date	Code	Taxes	Penalties	Payments	Due Feb, 2024		Due Mar, 2024		Due Apr, 2024	
							Del. P&I	Due	Del. P&I	Due	Del. P&I	Due
2023	11/3/2023	2/1/2024		20.57	2.06	0.00	1.58	24.21	2.04	24.67	7.51	30.14

Account No/Name/Address				Cad No/Property Descr.				Over 65	No
2356708								Veteran	No
								Installation Code	N

Year	Stmt Date	Delq Date	Code	Taxes	Penalties	Payments	Due Feb, 2024		Due Mar, 2024		Due Apr, 2024	
							Del. P&I	Due	Del. P&I	Due	Del. P&I	Due
2023	11/15/2023	2/1/2024		65.60	0.00	0.00	4.59	70.19	5.90	71.50	21.78	87.38
2022	2/22/2023	4/1/2023		29.27	0.00	0.00	13.93	43.20	14.28	43.55	14.64	43.91
Totals				94.87	0.00	0.00	18.52	113.39	20.18	115.05	36.42	131.29

Account No/Name/Address				Cad No/Property Descr.				Over 65	No
2358070								Veteran	No
								Installation Code	N

Year	Stmt Date	Delq Date	Code	Taxes	Penalties	Payments	Due Feb, 2024		Due Mar, 2024		Due Apr, 2024	
							Del. P&I	Due	Del. P&I	Due	Del. P&I	Due
2023	10/26/2023	2/1/2024		113.92	11.39	0.00	8.77	134.08	11.28	136.59	41.60	166.91

Account No/Name/Address		Cad No/Property Descr.		Over 65	No
2361370	[REDACTED]	2361370	[REDACTED]	Veteran	No
				Installment Code	N

Year	Stmt Date	Delq Date	Code	Taxes	Penalties	Payments	Due Feb, 2024		Due Mar, 2024		Due Apr, 2024	
							Del. P&I	Due	Del. P&I	Due	Del. P&I	Due
2023	11/3/2023	2/1/2024		991.92	99.19	0.00	76.38	1,167.49	98.20	1,189.31	362.25	1,453.36

Account No/Name/Address		Cad No/Property Descr.		Over 65	No
2361452	[REDACTED]	2361452	[REDACTED]	Veteran	No
				Installment Code	N

Year	Stmt Date	Delq Date	Code	Taxes	Penalties	Payments	Due Feb, 2024		Due Mar, 2024		Due Apr, 2024	
							Del. P&I	Due	Del. P&I	Due	Del. P&I	Due
2023	10/26/2023	2/1/2024		17.06	1.71	0.00	1.31	20.08	1.69	20.46	6.23	25.00
2022	10/28/2022	2/1/2023		17.06	1.71	0.00	9.38	28.15	9.61	28.38	9.84	28.61
Totals				34.12	3.42	0.00	10.69	48.23	11.30	48.84	16.07	53.61

Account No/Name/Address		Cad No/Property Descr.		Over 65	No
2362250	[REDACTED]	2362250	[REDACTED]	Veteran	No
				Installment Code	N

Year	Stmt Date	Delq Date	Code	Taxes	Penalties	Payments	Due Feb, 2024		Due Mar, 2024		Due Apr, 2024	
							Del. P&I	Due	Del. P&I	Due	Del. P&I	Due
2023	10/26/2023	2/1/2024		723.61	0.00	0.00	50.65	774.26	65.12	788.73	240.24	963.85
2022	10/28/2022	2/1/2023		723.61	72.36	0.00	397.98	1,193.95	407.53	1,203.50	417.09	1,213.06
Totals				1,447.22	72.36	0.00	448.63	1,968.21	472.65	1,992.23	657.33	2,176.91

Account No/Name/Address		Cad No/Property Descr.		Over 65	No
2362278	[REDACTED]	2362278	[REDACTED]	Veteran	No
				Installment Code	N

Year	Stmt Date	Delq Date	Code	Taxes	Penalties	Payments	Due Feb, 2024		Due Mar, 2024		Due Apr, 2024	
							Del. P&I	Due	Del. P&I	Due	Del. P&I	Due
2023	11/3/2023	2/1/2024		1,550.81	0.00	0.00	108.56	1,659.37	139.57	1,690.38	514.87	2,065.68

Account No/Name/Address		Cad No/Property Descr.		Over 65	No
2362326	[REDACTED]	2362326	[REDACTED]	Veteran	No
				Installment Code	N

Year	Stmt Date	Delq Date	Code	Taxes	Penalties	Payments	Due Feb, 2024		Due Mar, 2024		Due Apr, 2024	
							Del. P&I	Due	Del. P&I	Due	Del. P&I	Due
2023	10/26/2023	2/1/2024		102.94	10.29	0.00	7.93	121.16	10.19	123.42	37.60	150.83
2022	10/28/2022	2/1/2023		102.94	10.29	0.00	56.62	169.85	57.97	171.20	59.33	172.56
Totals				205.88	20.58	0.00	64.55	291.01	68.16	294.62	96.93	323.39

Account No/Name/Address		Cad No/Property Descr.		Over 65	No
2362329	[REDACTED]	2362329	[REDACTED]	Veteran	No
				Installment Code	N

Year	Stmt Date	Delq Date	Code	Taxes	Penalties	Payments	Due Feb, 2024		Due Mar, 2024		Due Apr, 2024	
							Del. P&I	Due	Del. P&I	Due	Del. P&I	Due
2023	11/3/2023	2/1/2024		115.82	0.00	0.00	8.11	123.93	10.42	126.24	38.45	154.27

Account No/Name/Address		Cad No/Property Descr.		Over 65	No
2362384	[REDACTED]	2362384	[REDACTED]	Veteran	No
				Installment Code	N

Year	Stmt Date	Delq Date	Code	Taxes	Penalties	Payments	Due Feb, 2024		Due Mar, 2024		Due Apr, 2024	
							Del. P&I	Due	Del. P&I	Due	Del. P&I	Due
2023	11/3/2023	2/1/2024		78.69	7.87	0.00	6.06	92.62	7.79	94.35	28.74	115.30

Account No/Name/Address				Cad No/Property Descr.				Over 65	No
2362359				2362359				Veteran	No
								Installation Code	N

Year	Stmt Date	Delq Date	Code	Taxes	Penalties	Payments	Due Feb, 2024		Due Mar, 2024		Due Apr, 2024	
							Del. P&I	Due	Del. P&I	Due	Del. P&I	Due
2023	11/3/2023	2/1/2024		194.88	0.00	0.00	13.64	208.52	17.54	212.42	64.70	259.58

Account No/Name/Address				Cad No/Property Descr.				Over 65	No
2362445				2362445				Veteran	No
								Installation Code	N

Year	Stmt Date	Delq Date	Code	Taxes	Penalties	Payments	Due Feb, 2024		Due Mar, 2024		Due Apr, 2024	
							Del. P&I	Due	Del. P&I	Due	Del. P&I	Due
2023	11/15/2023	2/1/2024		181.26	18.13	0.00	13.96	213.35	17.95	217.34	66.19	265.58
2022	10/28/2022	2/1/2023	L	169.60	16.96	0.00	93.28	279.84	95.52	282.08	97.76	284.32
Lawsuit: 7/28/2023												
Totals				350.86	35.09	0.00	107.24	493.19	113.47	499.42	163.95	549.90

Account No/Name/Address				Cad No/Property Descr.				Over 65	No
2373392				2373392				Veteran	No
								Installation Code	N

Year	Stmt Date	Delq Date	Code	Taxes	Penalties	Payments	Due Feb, 2024		Due Mar, 2024		Due Apr, 2024	
							Del. P&I	Due	Del. P&I	Due	Del. P&I	Due
2023	10/26/2023	2/1/2024		68.44	6.84	0.00	5.27	80.55	6.78	82.06	24.99	100.27
2022	10/28/2022	2/1/2023		81.56	0.00	0.00	40.78	122.34	41.76	123.32	42.74	124.30
Totals				150.00	6.84	0.00	46.05	202.89	48.54	205.38	67.73	224.57

Account No/Name/Address				Cad No/Property Descr.				Over 65	No
2373530				2373530				Veteran	No
								Installation Code	N

Year	Stmt Date	Delq Date	Code	Taxes	Penalties	Payments	Due Feb, 2024		Due Mar, 2024		Due Apr, 2024	
							Del. P&I	Due	Del. P&I	Due	Del. P&I	Due
2023	10/26/2023	2/1/2024		68.44	6.84	0.00	5.27	80.55	6.78	82.06	24.99	100.27

Account No/Name/Address				Cad No/Property Descr.				Over 65	No
2376129				2376129				Veteran	No
								Installation Code	N

Year	Stmt Date	Delq Date	Code	Taxes	Penalties	Payments	Due Feb, 2024		Due Mar, 2024		Due Apr, 2024	
							Del. P&I	Due	Del. P&I	Due	Del. P&I	Due
2022	1/25/2023	3/1/2023		97.21	0.00	0.00	47.44	144.65	48.60	145.81	49.77	146.98

Account No/Name/Address				Cad No/Property Descr.				Over 65	No
2386622				2386622				Veteran	No
								Installation Code	N

Year	Stmt Date	Delq Date	Code	Taxes	Penalties	Payments	Due Feb, 2024		Due Mar, 2024		Due Apr, 2024	
							Del. P&I	Due	Del. P&I	Due	Del. P&I	Due
2023	1/6/2024	2/1/2024		21.90	2.19	0.00	1.69	25.78	2.17	26.26	8.00	32.09

Account No/Name/Address				Cad No/Property Descr.				Over 65	No
2388426				2388426				Veteran	No
								Installation Code	N

Year	Stmt Date	Delq Date	Code	Taxes	Penalties	Payments	Due Feb, 2024		Due Mar, 2024		Due Apr, 2024	
							Del. P&I	Due	Del. P&I	Due	Del. P&I	Due
2023	10/26/2023	2/1/2024		467.53	46.75	0.00	36.00	550.28	46.29	560.57	170.74	685.02
2022	6/21/2023	8/1/2023		157.75	15.78	0.00	74.27	247.80	76.36	249.89	78.43	251.96
2021	6/20/2023	2/1/2024		120.99	12.10	0.00	49.24	182.33	50.57	183.66	88.91	222.00
Totals				746.27	74.63	0.00	159.51	980.41	173.22	994.12	338.08	1,158.98

Account No/Name/Address				Cad No/Property Descr.				Over 65		No	
[REDACTED]				2388548				Veteran		No	
[REDACTED]				[REDACTED]				Installment Code		N	

Year	Stmt Date	Delq Date	Code	Taxes	Penalties	Payments	Due Feb, 2024		Due Mar, 2024		Due Apr, 2024	
							Del. P&I	Due	Del. P&I	Due	Del. P&I	Due
2023	10/26/2023	2/1/2024		151.16	15.12	0.00	11.64	177.92	14.97	181.25	55.20	221.48

Account No/Name/Address				Cad No/Property Descr.				Over 65		No	
[REDACTED]				2391223				Veteran		No	
[REDACTED]				[REDACTED]				Installment Code		N	

Year	Stmt Date	Delq Date	Code	Taxes	Penalties	Payments	Due Feb, 2024		Due Mar, 2024		Due Apr, 2024	
							Del. P&I	Due	Del. P&I	Due	Del. P&I	Due
2022	6/21/2023	2/1/2024		391.04	39.10	0.00	107.54	537.68	111.84	541.98	225.40	655.54
2021	6/20/2023	2/1/2024		68.38	6.84	0.00	27.83	103.05	28.58	103.80	50.25	125.47
Totals				459.42	45.94	0.00	135.37	640.73	140.42	645.78	275.65	781.01

Account No/Name/Address				Cad No/Property Descr.				Over 65		No	
[REDACTED]				2394422				Veteran		No	
[REDACTED]				[REDACTED]				Installment Code		N	

Year	Stmt Date	Delq Date	Code	Taxes	Penalties	Payments	Due Feb, 2024		Due Mar, 2024		Due Apr, 2024	
							Del. P&I	Due	Del. P&I	Due	Del. P&I	Due
2023	10/26/2023	2/1/2024		80.01	8.00	0.00	6.16	94.17	7.92	95.93	29.22	117.23

Account No/Name/Address				Cad No/Property Descr.				Over 65		No	
[REDACTED]				2395138				Veteran		No	
[REDACTED]				[REDACTED]				Installment Code		N	

Year	Stmt Date	Delq Date	Code	Taxes	Penalties	Payments	Due Feb, 2024		Due Mar, 2024		Due Apr, 2024	
							Del. P&I	Due	Del. P&I	Due	Del. P&I	Due
2023	1/6/2024	2/1/2024		18.29	1.83	0.00	1.41	21.53	1.81	21.93	6.68	26.80

Account No/Name/Address				Cad No/Property Descr.				Over 65		No	
[REDACTED]				[REDACTED]				Veteran		No	
[REDACTED]				[REDACTED]				Installment Code		N	

Year	Stmt Date	Delq Date	Code	Taxes	Penalties	Payments	Due Feb, 2024		Due Mar, 2024		Due Apr, 2024	
							Del. P&I	Due	Del. P&I	Due	Del. P&I	Due
2023	1/6/2024	2/1/2024		116.34	0.00	0.00	8.14	124.48	10.47	126.81	38.63	154.97

Account No/Name/Address				Cad No/Property Descr.				Over 65		No	
[REDACTED]				[REDACTED]				Veteran		No	
[REDACTED]				[REDACTED]				Installment Code		N	

Year	Stmt Date	Delq Date	Code	Taxes	Penalties	Payments	Due Feb, 2024		Due Mar, 2024		Due Apr, 2024	
							Del. P&I	Due	Del. P&I	Due	Del. P&I	Due
2023	10/26/2023	2/1/2024		97.04	0.00	0.00	6.79	103.83	8.73	105.77	32.21	129.25

Account No/Name/Address				Cad No/Property Descr.				Over 65		No	
[REDACTED]				[REDACTED]				Veteran		No	
[REDACTED]				[REDACTED]				Installment Code		N	

Year	Stmt Date	Delq Date	Code	Taxes	Penalties	Payments	Due Feb, 2024		Due Mar, 2024		Due Apr, 2024	
							Del. P&I	Due	Del. P&I	Due	Del. P&I	Due
2023	10/26/2023	2/1/2024		114.19	11.42	0.00	8.79	134.40	11.30	136.91	41.71	167.32

Account No/Name/Address		Cad No/Property Descr.										
[REDACTED]		[REDACTED]		Over 65	No							
[REDACTED]		[REDACTED]		Veteran	No							
[REDACTED]		[REDACTED]		Installment Code	N							
				Due Feb, 2024		Due Mar, 2024		Due Apr, 2024				
Year	Stmt Date	Delq Date	Code	Taxes	Penalties	Payments	Del. P&I	Due	Del. P&I	Due	Del. P&I	Due
2023	11/3/2023	2/1/2024		2,027.42	0.00	0.00	141.92	2,169.34	182.47	2,209.89	673.11	2,700.53
[REDACTED]		[REDACTED]		Over 65	No							
[REDACTED]		[REDACTED]		Veteran	No							
[REDACTED]		[REDACTED]		Installment Code	N							
				Due Feb, 2024		Due Mar, 2024		Due Apr, 2024				
2023	11/3/2023	2/1/2024		169.06	16.91	0.00	13.02	198.99	16.74	202.71	61.75	247.72
[REDACTED]		[REDACTED]		Over 65	No							
[REDACTED]		[REDACTED]		Veteran	No							
[REDACTED]		[REDACTED]		Installment Code	N							
				Due Feb, 2024		Due Mar, 2024		Due Apr, 2024				
2023	11/3/2023	2/1/2024		325.20	32.52	0.00	25.04	382.76	32.19	389.91	118.76	476.48
[REDACTED]		[REDACTED]		Over 65	No							
[REDACTED]		[REDACTED]		Veteran	No							
[REDACTED]		[REDACTED]		Installment Code	N							
				Due Feb, 2024		Due Mar, 2024		Due Apr, 2024				
2023	11/3/2023	2/1/2024		16.59	1.66	0.00	1.28	19.53	1.64	19.89	6.06	24.31

Account No/Name/Address		Cad No/Property Descr.								
<u>Jurisdiction Totals</u>										
<u>Year</u>	<u>Tax Levy</u>	<u>Base Taxes Due</u>	<u>Penalties Due</u>	<u>Del. P&I Due</u>	<u>Atty Fee Due</u>	<u>Escrow Amt</u>	<u>Total Due</u>	<u>Count</u>	<u>% Collected</u>	
2006	711,466.58	0.00	0.00	0.00	0.00	0.00	0.00	0	100.00%	
2007	819,319.83	0.00	0.00	0.00	0.00	0.00	0.00	0	100.00%	
2008	879,617.88	0.00	0.00	0.00	0.00	0.00	0.00	0	100.00%	
2009	666,131.42	0.00	0.00	0.00	0.00	0.00	0.00	0	100.00%	
2010	935,245.70	0.00	0.00	0.00	0.00	0.00	0.00	0	100.00%	
2011	1,156,776.10	0.00	0.00	0.00	0.00	0.00	0.00	0	100.00%	
2012	1,158,188.10	0.00	0.00	0.00	0.00	0.00	0.00	0	100.00%	
2013	1,276,014.62	0.00	0.00	0.00	0.00	0.00	0.00	0	100.00%	
2014	1,475,789.97	0.00	0.00	0.00	0.00	0.00	0.00	0	100.00%	
2015	1,894,924.90	0.00	0.04	0.04	0.02	0.00	0.10	1	100.00%	
2016	1,939,555.05	34.57	3.46	36.89	14.98	0.00	89.90	1	100.00%	
2017	1,703,467.59	258.74	25.88	236.68	104.26	0.00	625.56	2	99.98%	
2018	1,675,849.18	3,258.77	324.29	2,615.32	1,239.67	0.00	7,438.05	5	99.81%	
2019	1,716,809.00	2,698.05	235.03	1,777.62	942.13	0.00	5,652.83	6	99.84%	
2020	1,724,054.69	2,169.61	215.77	1,168.69	710.80	0.00	4,264.87	12	99.87%	
2021	2,184,110.38	2,841.67	282.27	1,153.22	792.86	0.00	5,070.02	18	99.87%	
2022	2,612,097.28	4,988.76	409.72	1,332.66	1,233.99	0.00	7,965.13	22	99.81%	
2023	3,078,088.87	79,814.38	1,135.92	5,579.96	0.00	0.00	86,530.26	77	97.41%	
		96,064.55	2,632.38	13,901.08	5,038.71	0.00	117,636.72	144		

**WESTPARK MUNICIPAL UTILITY DISTRICT
DELINQUENT TAX REPORT
March 4, 2024**

<u>PROPERTY OWNER</u>	<u>ACCOUNT NO.</u>	<u>BASE AMOUNT DUE</u>	<u>PERSONAL PROPERTY ACCOUNTS</u>	<u>STATUS</u>
	0955333	2020 - \$65.72 2021 - \$75.84 2022 - \$79.20 2023 - \$83.70		ACCOUNT PAID.
	2388426	2021 - \$120.99 2022 - \$157.75 2023 - \$467.53		This account recently went delinquent. No response to demand letters. A lawsuit will be filed.
	2362445	2022 - \$169.60 2023 - \$181.26		Lawsuit filed. Default judgment hearing held. Waiting on Judge to sign Judgment.
	0959495	2022 - \$108.95		Lawsuit filed by Aldine ISD (multiple jurisdictions). An Intervention has been filed on behalf of the District. Default judgment hearing held. Waiting on Judge to sign Judgment.
	2362250	2022 - \$723.61 2023 - \$774.26		Property owner filed correction with HCAD.
	2241366	2019 - \$165.81		Sent demand letters to the agent for this company (no response). Per HCAD, this business closed on 05/13/2019. The vehicle under this account, a 2018 Ford F350, has been sold and is no longer owned by the company. HCAD has deleted the account for 2020.
	2268915	2020 - \$64.46 2021 - \$74.38 2022 - \$77.14 2023 - \$80.84		Demand letters returned. Research of this company shows that the business at 19730 Katy Freeway closed in 2020. The corporation has been terminated with the Secretary of State.
	2362326	2022 - \$102.94 2023 - \$102.94		The 2023 taxes have now gone delinquent. Another demand letter has been sent.

PERSONAL PROPERTY ACCOUNTS UNDER \$200.00

No response to demand letters. Will continue collection efforts, but will postpone filing a lawsuit at this time unless otherwise instructed (amounts due under \$200.00).

<u>PROPERTY OWNER</u>	<u>ACCOUNT NO.</u>	<u>BASE AMOUNT DUE</u>	<u>STATUS</u>
	0772574	2021 - \$11.07	No response to demand letters. Per HCAD, the business closed 09/21. The account is not active with HCAD after 2021. Will continue collection efforts, but will postpone filing a lawsuit at this time unless otherwise instructed.
	1008495	2020 - \$23.89 2021 - \$27.56	No response to demand letters. Per HCAD, the business is no longer at the property address. The account has been deleted for the 2022 tax year. Will continue collection efforts, but will postpone filing a lawsuit at this time unless otherwise instructed.
	2092875	2020 - \$7.80	No response to demand letters. Per HCAD, the business is no longer at the property address. The account has been deleted for the 2021 tax year. Will continue collection efforts, but will postpone filing a lawsuit at this time unless otherwise instructed.
	2093711	2020 - \$30.44 2021 - \$35.13	No response to demand letters. Per HCAD field inspection, this company is no longer in business at the property location. The account is not active with HCAD after 2021. Will continue collection efforts, but will postpone filing a lawsuit at this time unless otherwise instructed.
	2112139	2020 - \$47.17 2021 - \$54.43	No response to demand letters. Per HCAD field inspection, this company is no longer in business at the property location. The account is not active with HCAD after 2021. Will continue collection efforts, but will postpone filing a lawsuit at this time unless otherwise instructed.
	2224589	2021 - \$65.80	No response to demand letters. Per HCAD, the business is permanently closed. The account is not active with HCAD after 2021. Will continue collection efforts, but will postpone filing a lawsuit at this time unless otherwise instructed.
	2225001	2018 - \$15.75	No response to demand letters. Per HCAD, this is a vehicle account and per the DMV records, the license tags have expired. The account is not active with HCAD after 2018.
	2238829	2020 - \$4.10	No response to demand letters. This account not billed after 2020.
	2244223	2016 - \$34.57 2017 - \$20.58	No response to demand letters. Per HCAD, this is a vehicle account and HCAD has now removed the vehicle from this account. The account is not active with HCAD

PROPERTY OWNER	ACCOUNT NO.	BASE AMOUNT DUE	STATUS
		2018 - \$17.04	after 2018. Will continue collection efforts, but will postpone filing a lawsuit at this time unless otherwise instructed.
	2285599	2022 - \$23.97	No response to demand letters. The account has been zeroed out for the 2023 tax year. Will continue collection efforts, but will postpone filing a lawsuit at this time unless otherwise instructed.
	2301975	2022 - \$52.06	No response to demand letters. Account not billed after 2022 tax year. Will continue collection efforts, but will postpone filing a lawsuit at this time unless otherwise instructed.
	2304021	2022 - \$95.62	No response to demand letters. Per HCAD, this business closed in 2021. HCAD has deleted the account for 2023. Will continue collection efforts, but will postpone filing a lawsuit at this time unless otherwise instructed.
	2313194	2019 - \$17.18 2020 - \$2.11 2021 - \$2.44	No response to demand letters. Per HCAD, this is a vehicle account and HCAD has now removed the vehicle from this account. The account is not active with HCAD after 2021. Will continue collection efforts, but will postpone filing a lawsuit at this time unless otherwise instructed.
	2314908	2021 - \$7.69	No response to demand letters. Per HCAD field inspection, this company is no longer in business at the property location. The account is not active with HCAD after 2021. Will continue collection efforts, but will postpone filing a lawsuit at this time unless otherwise instructed.
	2334489	2020 - \$4.24 2021 - \$4.11	No response to demand letters. Per HCAD, this is a vehicle account and HCAD has now removed the vehicle from this account. The account is not active with HCAD after 2021. Will continue collection efforts, but will postpone filing a lawsuit at this time unless otherwise instructed.
	2376129	2022 - \$97.21	No response to demand letters. HCAD has deleted the account for 2023 tax year. Will continue collection efforts, but will postpone filing a lawsuit at this time unless otherwise instructed.
	2354243	2022 - \$113.66	No response to demand letters. Account not billed after 2022. Will continue collection efforts, but will postpone filing a lawsuit at this time unless otherwise instructed.
	2356708	2022 - \$29.27 2023 - \$65.60	No response to demand letters. Will continue collection efforts, but will postpone filing a lawsuit at this time unless otherwise instructed.
	2361452	2022 - \$17.06	No response to demand letters. Will continue collection efforts, but will postpone

<u>PROPERTY OWNER</u>	<u>ACCOUNT NO.</u>	<u>BASE AMOUNT DUE</u>	<u>STATUS</u>
		2023 - \$17.06	filing a lawsuit at this time unless otherwise instructed.
	2362066	2022 - \$25.36 2023 - \$26.24	No response to demand letters. Will continue collection efforts, but will postpone filing a lawsuit at this time unless otherwise instructed.
	2373392	2022 - \$81.56 2023 - \$68.44	No response to demand letters. Will continue collection efforts, but will postpone filing a lawsuit at this time unless otherwise instructed.
	0746047	2021 - \$39.89 2022 - \$39.89 2023 - \$39.89	No response to demand letters. Will continue collection efforts, but will postpone filing a lawsuit at this time unless otherwise instructed.
	2237141	2021 - \$18.94	No response to demand letters. Will continue collection efforts, but will postpone filing a lawsuit at this time unless otherwise instructed.
	2279923	2019 - \$13.73 2020 - \$11.29 2021 - \$13.03 2022 - \$13.03 2023 - \$13.03	No response to demand letters. Will continue collection efforts, but will postpone filing a lawsuit at this time unless otherwise instructed.
	2279927	2022 - \$45.86 2023 - \$46.01	No response to demand letters. Will continue collection efforts, but will postpone filing a lawsuit at this time unless otherwise instructed.

PERSONAL PROPERTY JUDGMENTS

A lawsuit was filed on the account listed below and a Judgment was entered against the taxpayers. A Judgment is a court order that is the decision in the lawsuits. Once a Judgment is entered, if the personal property associated with the tax account is still in the possession of the taxpayer, a Writ of Execution can be issued by the court which allows a sheriff or constable to seize the assets which will then be sold to pay the taxes.

If the personal property is no longer in the possession of the taxpayer, an Abstract of Judgment is filed with the County Clerk's office. The purpose of an Abstract of Judgment is to create a public record and create a lien on any real estate property owned or later acquired by the defendant located in the county in which the abstract of judgment is recorded.

<u>PROPERTY OWNER</u>	<u>ACCOUNT NO.</u>	<u>BASE AMOUNT DUE</u>	<u>STATUS</u>
	2281672	2018 - \$2,239.74 2019 - \$2,106.42	Court judgment entered. Sent Writ of Execution to Constable. Constable advised that this company is no longer doing business at the

PROPERTY OWNER	ACCOUNT NO.	BASE AMOUNT DUE	STATUS
[REDACTED]		2020 - \$963.61 2021 - \$1,999.77 2022 - \$1,999.77 2023 - \$1,999.77	property location. Abstract of Judgment filed with the County Clerk's office.
	2279930	2017 - \$238.16 2018 - \$222.04 2019 - \$213.00 2020 - \$175.26 2021 - \$202.22	Court judgment entered. Company no longer in business. Abstract of Judgment filed with the County Clerk's office.
	2228369	2018 - \$764.20	Court judgment entered. Company no longer in business. Abstract of Judgment filed with the County Clerk's office.

A Sales Tax Permit Audit Conducted for

Westpark MUD

February, 2024

Presented By



MUNICIPAL TAX SERVICE, LLC

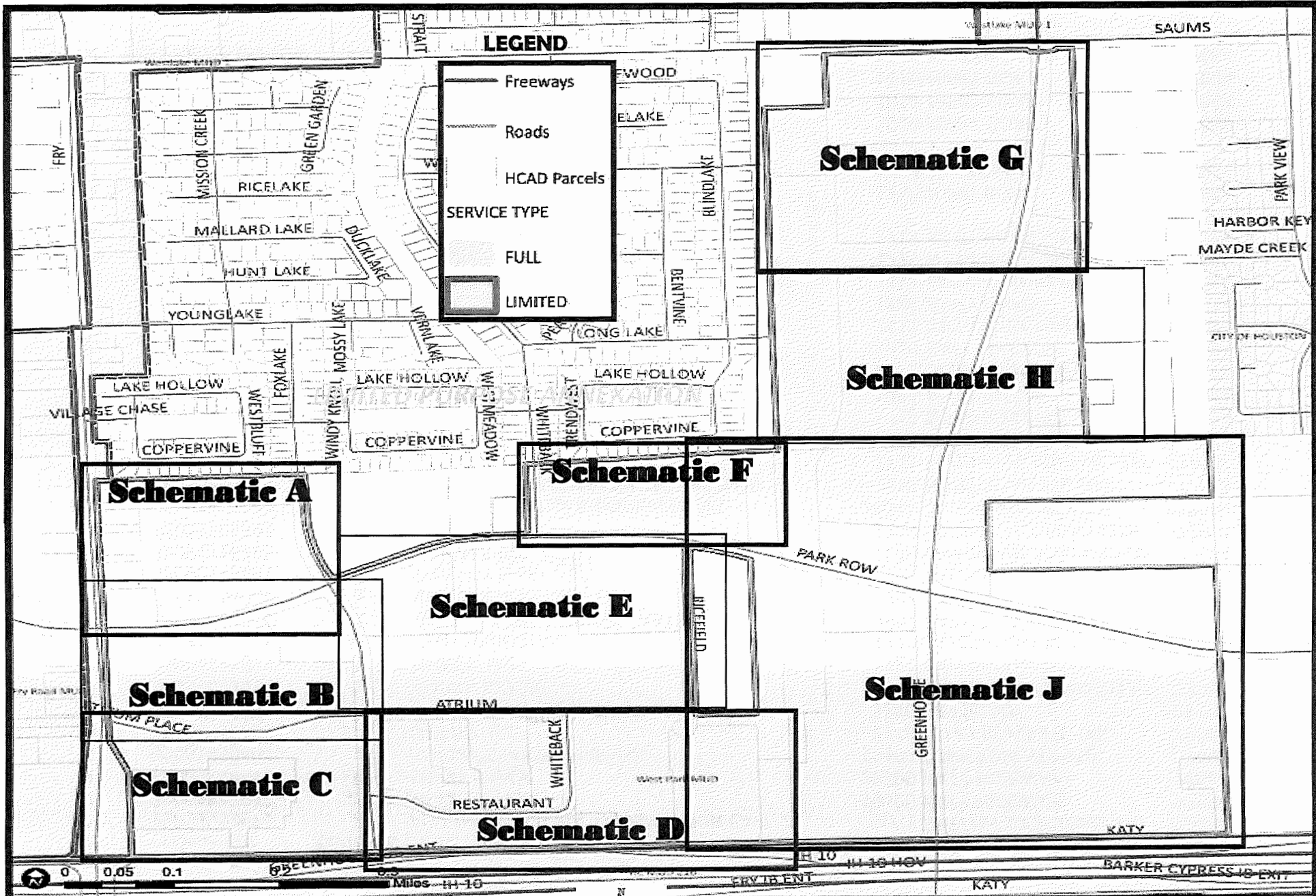
Avik Bonnerjee

13333 Northwest Freeway Suite 620


Houston, Texas 77040

713-900-2680

Avik.B@bamunitax.com



Limited Purpose Annexation
West Park MUD




Amended February 2018
August 23, 2011



West Park MUD Updates




POS	OUTLET NO	OUTLET NAME	STREET NO	BUSINESS LOCATION ADDRESS	ZIP CODE
1	8	ADVANCED DERMATOLOGY & SKIN CARE, P,	2051	GREENHOUSE ROAD 270	77084
2	27	SHAKE SHACK	19300	KATY FREEWAY	77084
3	20	SHAKE SHACK	19300	KATY FREEWAY	77084
4	2	ALICANTE FOOTWEAR, LLC	19407	PARK ROW STE 210	77084
5	1	DERVIS', LLC	1718	N FRY ROAD STE 145	77084
6	3	COSMIC AIR PARK, LLC	1210	FRY ROAD	77084
7	1	KIARRA MOORE	2219	GREENHOUSE ROAD 2212	77084
8	1	OFINET, LLC	1721	GREENHOUSE ROAD 6113	77084
9	1	HIGH SENIORITY	1721	GREENHOUSE ROAD 444	77084
10	1	WEST HOUSTON TRUCK PARTS	19407	PARK ROW STE 122	77084
11	1	NEXUS WHOLESALE, LLC	1721	GREENHOUSE ROAD 531	77084
12	1	SYNERGY SHIFT, LLC	1721	GREENHOUSE ROAD 3413	77084
13	1	ISABELLA BOUTIQUE	2040	GREENHOUSE ROAD APT 1134	77084
14	1	PACK PRO, LLC	2219	GREENHOUSE ROAD 1205	77084
15	1	POSTAL PLUS TAX & BOOKKEEPING	2404A	GREENHOUSE ROAD D	77084
16	1	ENVIRONMENTAL SAMPLING SUPPLIES	1718	N FRY ROAD STE 100	77084
17	3	DRAGONFLY INTERIORS	2411	GREENHOUSE ROAD STE 2224	77084
18	2	BALLOONS ART STORE	1718	N FRY ROAD STE 410	77084
19	1	FASTLANE TRADE & SUPPLIES, INC	1718	N FRY ROAD STE 250	77084
20	13	SUPERCUTS	1462	N FRY ROAD	77084
21	1	LUSH BODY TREATS, LLC	2411	GREENHOUSE ROAD STE 2403	77084
22	1	THAI TABLE RESTAURANT & BAR	19610	KATY FREEWAY	77084
23	1	PROJECTS JA	2411	GREENHOUSE ROAD STE 3208	77084
24	1	ONCE LOGISTICS, LLC	1810	N FRY ROAD	77084
25	1	QUENDARIUS DUBOSE	2411	GREENHOUSE ROAD STE 3407	77084
26	1	UNION TECH 3D TEXAS, LLC	1718	N FRY ROAD STE 320	77084
27	1	PAYLESS DEPOT, LLC	1718	N FRY ROAD STE 120	77084
1		FOR LEASE	1456	N FRY ROAD	77084
2		FOR LEASE	1150	FRY ROAD	77084
1		NO PERMIT ON LOC	1810	N FRY ROAD	77084
2		NO PERMIT ON LOC	1810	N FRY ROAD	77084
3		NO PERMIT ON LOC	1810	N FRY ROAD	77084
4		NO PERMIT ON LOC	1810	N FRY ROAD	77084
		PIPO'S	1810	N FRY ROAD	77084
		832 898 4987	1810	N FRY ROAD	77084
		TARTARA PASTELITO	1810	N FRY ROAD	77084
		SOUTHERN STYLE	1810	N FRY ROAD	77084



Sales Tax ID Obtained

1 Status Change to be Reported



New Construction



Sales Tax ID Not Obtained



Vacant



Business Located Outside Current SPA

1 Business Temporarily Closed Due to Covid 19 Pandemic

Legend

West Park MUD Schematic A



POS	OUTLET NO	OUTLET NAME	STREET NO	BUSINESS LOCATION ADDRESS	ZIP CODE
1	24	POLLO CAMPERO	1818	N FRY ROAD	77084
2	2	BEST STORAGE	1810	N FRY ROAD	77084
2	1	QUE CHILERO	1810	N FRY ROAD	77084
2	1	ONCE LOGISTICS, LLC	1810	N FRY ROAD	77084
3	17	PEP BOYS	1750	N FRY ROAD	77084
3A		LA GUERITA ROASTED CORN	1810	N FRY ROAD	77084
3B		TACOS DEL BIRRIA	1810	N FRY ROAD	77084
3C		SOUL FACTORY	1810	N FRY ROAD	77084
3D		EL TACO BRAVO TAQUERIA	1810	N FRY ROAD	77084
3E		PIPO'S	1810	N FRY ROAD	77084
3F		832 898 4987	1810	N FRY ROAD	77084
3G		TARTARA PASTELITO	1810	N FRY ROAD	77084
3H		SOUTHERN STYLE	1810	N FRY ROAD	77084
4		BRIGHTER DENTAL	1744	N FRY ROAD	77084
5	126	RAISIN' CANES #326	1740	N FRY ROAD	77084
6	1	PICKUPS PLUS	1718	N FRY ROAD STE 175	77084
7		FAITH CITY CHURCH	1718	N FRY ROAD STE 160	77084
8		JELLYFISH LIGHTING	1718	N FRY ROAD STE 152	77084
9		DISH NETWORK	1718	N FRY ROAD STE 150	77084
10	1	DERVIS', LLC	1718	N FRY ROAD STE 145	77084
11	3	AQUA LIVING FACTORY OUTLETS	1718	N FRY ROAD STE 140	77084
12		DVZ	1718	N FRY ROAD STE 135	77084
13	1	CUSTOM TRIM & SUPPLY	1718	N FRY ROAD STE 133	77084
14	1	PHARM SCRIPT	1718	N FRY ROAD STE 125	77084
15	1	PHARM SCRIPT	1718	N FRY ROAD STE 123	77084
16	1	PAYLESS DEPOT, LLC	1718	N FRY ROAD STE 120	77084
17		MAINSTREET RENEWAL	1718	N FRY ROAD STE 118	77084
18		TAMPNET	1718	N FRY ROAD STE 130	77084
19		TAMPNET	1718	N FRY ROAD STE 116	77084

West Park MUD Schematic A



POS	OUTLET NO	OUTLET NAME	STREET NO	BUSINESS LOCATION ADDRESS	ZIP CODE
20	2	HOUSTON AXE THROWING	1718 N FRY ROAD	STE 110	77084
21	1	ENVIRONMENTAL SAMPLING SUPPLIES	1718 N FRY ROAD	STE 100	77084
22	93	TACO BELL #9406	1730 N FRY ROAD		77084
23		NO NAME / NO SIGN	1718 N FRY ROAD	STE 260	77084
24	1	LEICA GEOSYSTEMS SOLUTION CENTER	1718 N FRY ROAD	STE 255	77084
25	1	FASTLANE TRADE & SUPPLIES, INC	1718 N FRY ROAD	STE 250	77084
26		IMPACT	1718 N FRY ROAD	STE 245	77084
27	3	NATIVE NETWORKS, INC	1718 N FRY ROAD	STE 240	77084
27	6	COMPETITIVE SOLUTIONS, INC	1718 N FRY ROAD	STE 240	77084
28		NO NAME / NO SIGN	1718 N FRY ROAD	STE 235	77084
29		EKK FLEX COUPLINGS SERVICE CENTER	1718 N FRY ROAD	STE 230	77084
30	3	POWER CONNECTION SERVICES	1718 N FRY ROAD	STE 225	77084
31	1	MINUTEMAN PRESS - YOWALLET, LLC	1718 N FRY ROAD	STE 220	77084
32	1	DCW APPLIANCES, LLC - KATY DISCOUNT APPLIANCES	1718 N FRY ROAD	STE 215	77084
33			1718 N FRY ROAD	STE 210	77084
34		NO NAME / NO SIGN	1718 N FRY ROAD	STE 205	77084
35	2	RND TECHNOLOGY	1718 N FRY ROAD	STE 200	77084
36		D.I.V.A. BUILT	1718 N FRY ROAD	STE 495	77084
37		D.I.V.A. BUILT	1718 N FRY ROAD	STE 490	77084
38		TRILOGY HVAC CO	1718 N FRY ROAD	STE 480	77084
39		THE FIGHT LAB	1718 N FRY ROAD	STE 475	77084
40		THE FIGHT LAB	1718 N FRY ROAD	STE 470	77084
41		THE FIGHT LAB	1718 N FRY ROAD	STE 465	77084
42		8587 STUDIO	1718 N FRY ROAD	STE 460	77084
43	3	SISTA GIRLZ HAIR THERAPY	1718 N FRY ROAD	STE 455	77084
43	3	NICOLE PARKS OF SISTA GIRLZ HAIR THERAPY	1718 N FRY ROAD	STE 455	77084
44	1	T-SHIRTS ETCETERA WEST HOUSTON	1718 N FRY ROAD	STE 450	77084
45	1	CULTIVAR	1718 N FRY ROAD	STE 400	77084
45		PERMIT SHOWS FORMER ADDRESS	23501 CINCO RANCH BLVD	STE B100	77084

West Park MUD Schematic A



POS	OUTLET NO	OUTLET NAME	STREET NO	BUSINESS LOCATION ADDRESS	ZIP CODE
46		FAST TEST LABS	1718	N FRY ROAD STE 405	77084
47	2	BALLOONS ART STORE	1718	N FRY ROAD STE 410	77084
48	9	TOKIN LOUNGE SMOKE SHOP	1718	N FRY ROAD STE 415	77084
49	3	ANTHELION SYSTEMS	1718	N FRY ROAD STE 420	77084
50	1	PROJECT MATERIALS PIPING	1718	N FRY ROAD STE 425	77084
51	1	PROJECT MATERIALS PIPING	1718	N FRY ROAD STE 430	77084
52	54	HANGER PROSTHETICS & ORTHOTICS	1718	N FRY ROAD STE 435	77084
53	40	HANGER CLINIC	1718	N FRY ROAD STE 440	77084
54		CINCO HEALTHCARE 713 334-3117	1718	N FRY ROAD STE 445	77084
55		JOURNEY TATTOO	1718	N FRY ROAD STE 300	77084
56	2	RDA PRO MART	1718	N FRY ROAD STE 305	77084
56A		ROTECH	1718	N FRY ROAD STE 310	77084
57		OPAL LOTUS TATTOO	1718	N FRY ROAD STE 315	77084
58	1	UNION TECH 3D TEXAS, LLC	1718	N FRY ROAD STE 320	77084
59		PARK WEST HEALTH CLINIC CHIROPRACTIC	1718	N FRY ROAD STE 325	77084
60		YOUR DREAM REMODELING	1718	N FRY ROAD STE 330	77084
61	1	THE BARBER COLLECTION	1718	N FRY ROAD STE 335	77084
62			1718	N FRY ROAD STE 340	77084
63			1718	N FRY ROAD STE 345	77084
64			1718	N FRY ROAD STE 350	77084
65	299	WALGREENS #03441	1710	N FRY ROAD	77084
65A	1214	DVD RENTAL RED BOX	1710	N FRY ROAD	77084



Business Location Schematic A
West Park MUD




Images by Google
February, 2024



West Park MUD Schematic B



POS	OUTLET NO	OUTLET NAME	STREET NO BUSINESS LOCATION ADDRESS	ZIP CODE
1	262	HEB PANTRY FOODS #492	1550 N FRY ROAD	77084
1	262	HEB PANTRY FOODS #492	1550 N FRY ROAD	77084
1A		FIRST CONVENIENCE BANK	1550 N FRY ROAD	77084
1B		CAR WASH IN HEB PARKING LOT	1554 N FRY ROAD	77084
1C	262	HEB GAS PUMPS	1550A N FRY ROAD	77084
1D	1835	DVD RENTAL RED BOX	1550 N FRY ROAD	77084
2	13	SUPERCUTS	1462 N FRY ROAD	77084
3			1456 N FRY ROAD	77084
4		ASURE DENTAL	1450 N FRY ROAD	77084
5	78	GAME STOP #1717	1440 N FRY ROAD	77084
6	2	EJ BEAUTY SUPPLY	1430 N FRY ROAD	77084
7	2	EJ BEAUTY SUPPLY	1420 N FRY ROAD	77084
8		MD KIDS PEDIATRICS	1410 N FRY ROAD	77084
9		BEAUTY NAIL BAR	1330 N FRY ROAD	77084
9A	71	MOD PIZZA	1336 N FRY ROAD	77084
10	4	KAMUELA 808 LLC / SMOOTHIE KING	1340 N FRY ROAD	77084
11	1	CAROUSEL EYECARE	1330 N FRY ROAD	77084
12	180	EXTRA SPACE MANAGEMENT #8692	19743 PARKROW	77084



Business Location Schematic B
West Park MUD




Images by Google
February, 2024





POS	OUTLET NO	OUTLET NAME	STREET NO BUSINESS LOCATION ADDRESS	ZIP CODE
1	1	JIMMY JOHN'S 1490	1270 FRY ROAD	77084
2	10	BEDROCK CITY COMIC COMPANY	1266 N FRY ROAD	77084
3	28	CHIPOTLE MEXICAN GRILL #252	1260 FRY ROAD	77084
4	1	SUPER NOVA FURNITURE.COM	1250 FRY ROAD	77084
5	55	KOHL'S DEPARTMENT STORE #527	1200 FRY ROAD	77084
6	247	COSMIC AIR TRAMPOLINE PARK	1210 FRY ROAD	77084
6	1	COSMIC AIR PARK	1210 FRY ROAD	77084
6	3	COSMIC AIR PARK, LLC	1210 FRY ROAD	77084
7	550	MATTRESS FIRM #1172	1220 FRY ROAD	77084
8	2518	POP SHELF	1172 FRY ROAD	77084
9		SUBDIVIDED INTO 3 SUITES	1150 FRY ROAD	77084
10	99	FIVE GUYS BURGERS	1150A FRY ROAD	77084
11		STAFFMARK	1140 FRY ROAD	77084
12	149	THE MEN'S WAREHOUSE OF TEXAS	1120 FRY ROAD	77084
13	178	VERIZION WIRELESS #108697	1122 FRY ROAD	77084
14	373	CHASE BANK	1118 FRY ROAD	77084



Business Location Schematic C
West Park MUD



Images by Google
February, 2024



West Park MUD Schematic D



POS	OUTLET NO	OUTLET NAME	STREET NO	BUSINESS LOCATION ADDRESS	ZIP CODE
1	162	ASHLEY FURNITURE HOME STORE	19660	RESTAURANT ROW	77084
1	31	THE DUFRESNE SPENCER GROUP, LLC	19660	RESTAURANT ROW	77084
1	60	PREFERRED LEASE #06949	19660	RESTAURANT ROW	77084
2	25	MARDEL CHRISTIAN STORES	19650	RESTAURANT ROW	77084
3	5	LA FITNESS	19550	RESTAURANT ROW	77084
3		OTHER LA FITNESS LOCATION			
3A	2	SMOOTHIES & SUPPLEMENTS	19550	RESTAURANT ROW	77084
4	32	AT HOME STORES, LLC	19420	KATY FREEWAY	77084
5	BC	EXCEL URGENT CARE	19450A	KATY FREEWAY	77084
6	3	NORTH HOUSTON VETERINARY SPECIALISTS	19450	KATY FREEWAY STE 200	77084
6	3	BLUE PEARL TEXAS PRACTICE ENTITY, P.A.	19450	KATY FREEWAY STE 200	77084
7	1	THE CAIN HOLDING GROUP KATY LP/ PANERA BREAD	19506	KATY FREEWAY	77084
7	5	PANERA BREAD 202505	19506	KATY FREEWAY	77084
8	12	MY EYELAB	19504	KATY FREEWAY	77084
8	1	OCCULUS INTERESTS XII, LLC	19504	KATY FREEWAY	77084
9	18	APPLE BEES NEIGHBORHOOD GRILLE & BAR	19625	RESTAURANT ROW	77084
9	7	APPLE BEES NEIGHBORHOOD GRILLE & BAR	19625	RESTAURANT ROW	77084
10	34	AAA TEXAS, LLC	19604	KATY FREEWAY	77084
11		AVIS / BUDGET 281-398-4890	19606	KATY FREEWAY	77084
12	1	THAI TABLE RESTAURANT & BAR	19610	KATY FREEWAY	77084
13	28	DAPPER & DASHING FORMAL WEAR #727	19614	KATY FREEWAY	77084
13		PERMIT SHOWS FORMER ADDRESS	19859	KATY FREEWAY	77084
13A		THE JOINT CHIROPRACTIC PLACE	19620	KATY FREEWAY	77084
14	14	THE VITAMIN SHOPPE	19712	KATY FREEWAY	77084
15	2	MASSAGE ENVY SPA	19720	KATY FREEWAY	77084
16		SOFT TOUCH NAILS 281-392-7333	19728	KATY FREEWAY	77084
17			19730	KATY FREEWAY	77084
18			19734B	KATY FREEWAY	77084
19	1	AMAZING LASH STUDIO	19734A	KATY FREEWAY	77084
20			19740	KATY FREEWAY	77084

LIMITED PURPOSE ANNEXATION

PARK FALLS APTS

ATRIUM PLACE

RESTAURANT ROW

INTERSTATE 40 FRONT ROAD

WILSON ROAD

POWER LINE ROAD

Google Earth

Business Location Schematic D
West Park MUD




Images by Google
February, 2024



West Park MUD Schematic E



POS	OUTLET NO	OUTLET NAME	STREET NO BUSINESS LOCATION ADDRESS	ZIP CODE
1		LENOX APARTMENTS	1550 FOXLAKE DRIVE STE 150	77084
2		TOLUNAY ENGINEERING GROUP	19407 PARK ROW STE 100	77084
3			19407 PARK ROW STE 102	77084
4	3	NEXT GENERATION SERVICES	19407 PARK ROW STE 102A	77084
5		NO NAME / NO SIGN	19407 PARK ROW STE 104	77084
6	1	EVANS SOUTHERN MANUFACTURING, LLC	19407 PARK ROW STE 120	77084
7	1	WEST HOUSTON TRUCK PARTS	19407 PARK ROW STE 122	77084
8		ROOF REPAIR	19407 PARK ROW STE 130	77084
9		PILLARSTONE CAPITAL	1507 PARK ROW STE 140	77084
10		NEW CHEM 21	19407 PARK ROW STE 150	77084
11		PYRAMID	19407 PARK ROW STE 160	77084
12		INTECH AUTOMATION INTELLIGENCE	19407 PARK ROW STE 170	77084
13		NO NAME / NO SIGN	19407 PARK ROW STE 170B	77084
14		GRACE FELLOWSHIP NORTH	19407 PARK ROW STE 180	77084
15		GRACE FELLOWSHIP NORTH	19407 PARK ROW STE 185	77084
16			19407 PARK ROW STE 195	77084
17	1	BUDGET HEATING & AIR CONDITIONING	19407 PARK ROW STE 218	77084
18		CLOG OUTLET	19407 PARK ROW STE 216	77084
19	2	ALICANTE FOOTWEAR, LLC	19407 PARK ROW STE 210	77084
20		NO NAME / NO SIGN	19407 PARK ROW STE 200	77084



LIMITED PURPOSE ANNEXATION

Business Location Schematic E
West Park MUD



Images by Google
February, 2024



West Park MUD Schematic F



POS	OUTLET NO	OUTLET NAME	STREET NO	BUSINESS LOCATION ADDRESS	ZIP CODE
1	5	WEISSER ENGINEERING COMPANY	19500	PARK ROW	77084
2		NO NAME/NO SIGN	19424	PARK ROW STE 100	77084
3		NO NAME/NO SIGN	19424	PARK ROW STE 102	77084
4		NO NAME/NO SIGN	19424	PARK ROW STE 103	77084
5		NO NAME/NO SIGN	19424	PARK ROW STE 104	77084
6			19424	PARK ROW STE 120	77084
7		OMI OCCUPATIONAL MARKETING 281-492-8250	19424	PARK ROW STE 110	77084
8	3	COLOR TEAM, LLC	19424	PARK ROW STE 130	77084
9			19424	PARK ROW STE 140	77084
10		ISMAILI JAMAT KHANA	19424	PARK ROW STE 150	77084
11		TRICON AMERICAN HOMES	19424	PARK ROW STE 165	77084
12		TRICON AMERICAN HOMES	19424	PARK ROW STE 170	77084
13		HEB STORAGE	19424	PARK ROW STE 180	77084
14		DYNAMIC TECHNOLOGIES / SMART SOLO	19424	PARK ROW STE 190	77084
15	15	DASH MART	19416	PARK ROW STE 100	77084
16		UTILITY GLOBAL	19416	PARK ROW STE 120	77084
17	2	STOP DROP TOOLING	19416	PARK ROW STE 130	77084
18			19416	PARK ROW STE 160	77084
19		NO NAME/NO SIGN	19416	PARK ROW STE 170	77084
20		NO NAME/NO SIGN	19416	PARK ROW STE 190	77084
21	1	TEXAS PRESSURE & TEMPERATURE	19408	PARK ROW STE 300	77084
22	1	MAINLAND SPECIALTY PRODUCTS, LLC	19408	PARK ROW STE 305	77084
23		HOME TEAM DEFENSE	19408	PARK ROW STE 330	77084
24		FRITZ INDUSTRIES	19408	PARK ROW STE 320	77084
25		HARMON	19408	PARK ROW STE 325	77084
26	4	TROUVAY & CAUVIN	19408	PARK ROW STE 350	77084
27		ADVANCED CONNECTIONS	19408	PARK ROW STE 352	77084
28	2	EXECUTIVE SUITE RELOCATION	19408	PARK ROW STE 355	77084
29	6	COOKE CNC SERVICES	19408	PARK ROW STE 400	77084

West Park MUD Schematic F



Business Location Schematic F
West Park MUD

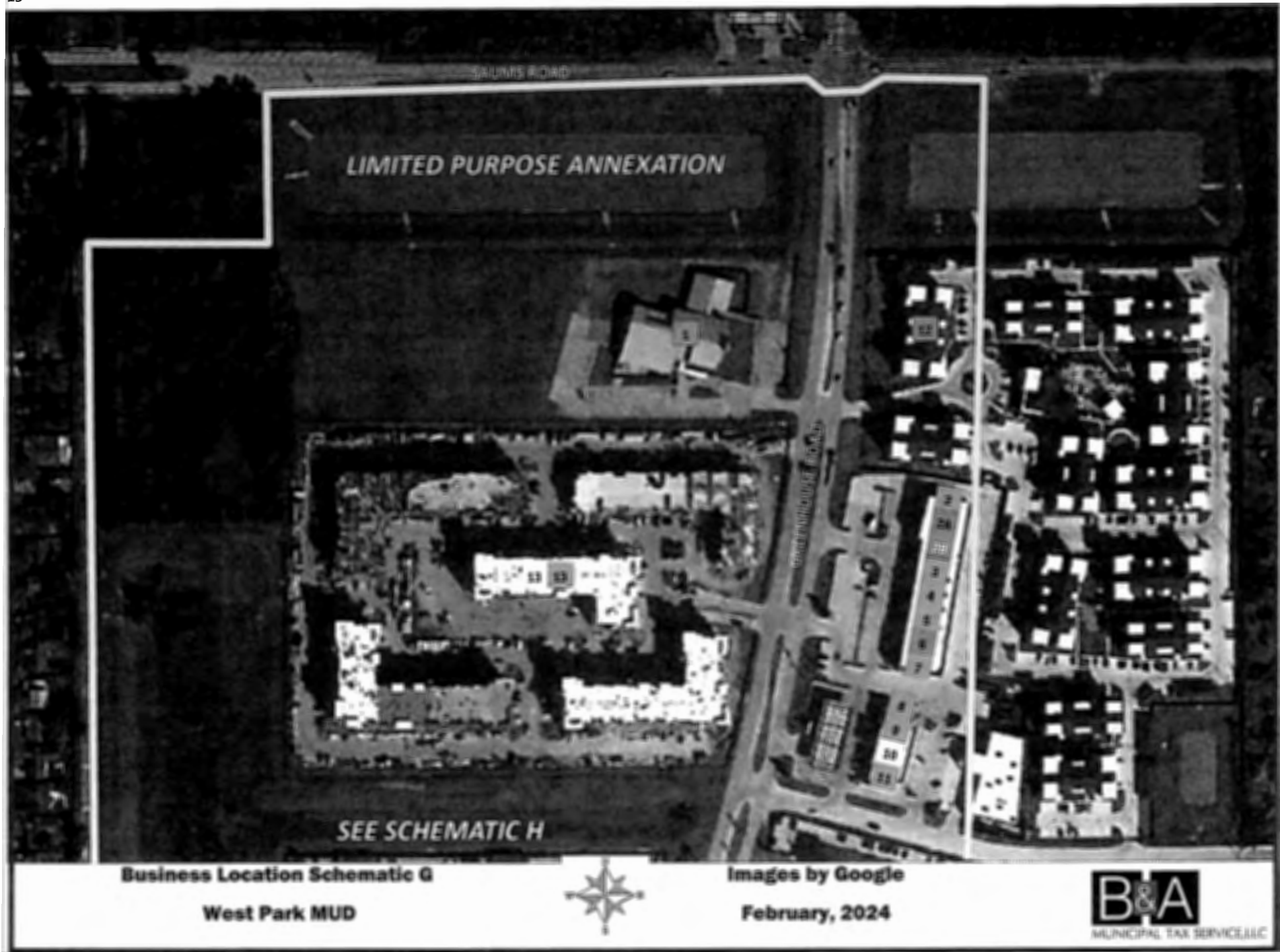


Images by Google
February, 2024





POS	OUTLET NO	OUTLET NAME	STREET NO BUSINESS LOCATION ADDRESS	ZIP CODE
1		GREENHOUSE COMMUNITY CHURCH	2425 GREENHOUSE ROAD	77084
2	1	MICHY'S CHINO BORICUA	2424 GREENHOUSE ROAD STE 180	77084
2A		B & T NAILS & SPA	2424 GREENHOUSE ROAD STE 200	77084
2B			2424 GREENHOUSE ROAD STE	77084
3	1	GREENHOUSE CBD & VAPE	2424 GREENHOUSE ROAD STE 130	77084
4	1	SAM'S LIQUOR	2424 GREENHOUSE ROAD STE 110	77084
5	615	DOLLAR TREE 07554	2424 GREENHOUSE ROAD STE 150	77084
6		MANDY'S THREADING SALON	2424 GREENHOUSE ROAD STE 120	77084
7	1	TWINS BEAUTY SUPPLY	2424 GREENHOUSE ROAD STE 100	77084
8	12	POPEYES	2404 GREENHOUSE ROAD STE	77084
9	1	SAUMS INVESTMENT, LLC DBA MR EXPRESS	2404 GREENHOUSE ROAD STE 1	77084
10	1	POSTAL PLUS TAX & BOOKKEEPING	2404A GREENHOUSE ROAD D	77084
11	14	DAPPER DAN CLEANERS	2404 GREENHOUSE ROAD STE	77084
12		TERRITORY AT GREENHOUSE	2500 GREENHOUSE ROAD	77084
13	1	HUE ON GREENHOUSE	2411 GREENHOUSE ROAD	77084
13	1	COTTON KANDIII LUXURY HAIR	2411 GREENHOUSE ROAD	77084
13	1	TIEN JEWELRY	2411 GREENHOUSE ROAD STE 1209	77084
13	1	DIRT DIVAS, LLC	2411 GREENHOUSE ROAD STE 2224	77084
13	3	DRAGONFLY INTERIORS	2411 GREENHOUSE ROAD STE 2224	77084
13	3	LOTUS BEAUTY	2411 GREENHOUSE ROAD STE 2305	77084
13	1	POPPY AND COVE	2411 GREENHOUSE ROAD STE 4110	77084
13	1	TRZ, LLC	2411 GREENHOUSE ROAD STE 4317	77084
13	2	KIST	2411 GREENHOUSE ROAD STE 5116	77084



Business Location Schematic G
West Park MUD

Images by Google
February, 2024



West Park MUD Schematic H



POS	OUTLET NO	OUTLET NAME	STREET NO	BUSINESS LOCATION ADDRESS	ZIP CODE
1		BROOKSTONE PARK WEST APARTMENTS	2219	GREENHOUSE ROAD	77084
1	1	HOLISTIC HEALING	2219	GREENHOUSE ROAD 1129	77084
1	1	MARCALA'S COFFEE, LLC	2219	GREENHOUSE ROAD 2132	77084
1	1	RUNAWAY MOMMI BOUTIQUE, LLC	2219	GREENHOUSE ROAD 2134	77084
1	1	SO LUXE LASHES	2219	GREENHOUSE ROAD 2235	77084
1	1	HYDRAULIC SOLUTIONS OF TEXAS, LLC	2219	GREENHOUSE ROAD 3110	77084
1	1	PACK PRO, LLC	2219	GREENHOUSE ROAD 1205	77084
1	1	KIARRA MOORE	2219	GREENHOUSE ROAD 2212	77084
2	1	SOLERA AT WEST HOUSTON CONTINUING CARE	2101	GREENHOUSE ROAD	77084
3	1	GREENHOUSE MEDICAL PLAZA	2051	GREENHOUSE ROAD	77084
3		ALLIED ORION GROUP, LLC	2051	GREENHOUSE ROAD 300	77084
3			2051	GREENHOUSE ROAD 310	77084
3		FOOT SPECIALISTS OF MEMORIAL, PA	2051	GREENHOUSE ROAD 150	77084
3		JOHN D. STOCKMAN, DDS, PA	2051	GREENHOUSE ROAD 200	77084
3		ONE STEP DIAGNOSTIC	2051	GREENHOUSE ROAD 100	77084
4		WESTERN GOVERNORS UNIVERSITY	2051	GREENHOUSE ROAD 375	77084
4		KATY PEDIATRIC ASSOCIATES	2051	GREENHOUSE ROAD 120	77084
4		MINIVASIVE PAIN SPECIALIST, PLLC	2051	GREENHOUSE ROAD 240	77084
4	8	ADVANCED DERMATOLOGY & SKIN CARE, P.	2051	GREENHOUSE ROAD 270	77084
4		APARA AUTISM CENTER	2051	GREENHOUSE ROAD 160	77084
4		EYE CENTER OF TEXAS	2051	GREENHOUSE ROAD 110	77084
4		GREENHOUSE PHARMACY	2051	GREENHOUSE ROAD 115	77084
5		INKWELL ON GREENHOUSE APARTMENTS	2218	GREENHOUSE ROAD	77084
5	1	LEE'S PRIVATE INVESTIGATION	2218	GREENHOUSE ROAD	77084
6	206	HORIZON DIALYSIS - DAVITA DIALYSIS	2222	GREENHOUSE ROAD	77084
7		PREFERRED WOMEN'S CARE	2222	GREENHOUSE ROAD 300	77084
8		CARE ONE PRIMARY CARE CLINIC DR. MUBARAK KHAWAJA	2222	GREENHOUSE ROAD 400	77084
9		HUSTEEL USA	2222	GREENHOUSE ROAD 500	77084
10		MEDICAL ASSOCIATES OF KATY	2222	GREENHOUSE ROAD 200	77084
11		MEMORIAL KATY CARDIOLOGY ASSOCIATES	2222	GREENHOUSE ROAD 700	77084
12		NO NAME / NO SIGN - APPEARS VACANT	2222	GREENHOUSE ROAD 750	77084
13		CARDIAC INTERVENTION SPECIALIST DR. IRFAN IFTIKHAR	2222	GREENHOUSE ROAD 600	77084
14		EVERGREEN DEMATOLOGY	2222	GREENHOUSE ROAD 1000	77084
15		NEUROSURGERY - DANI S. BIRDOS MD	2222	GREENHOUSE ROAD 1100A	77084

West Park MUD Schematic H



POS	OUTLET NO	OUTLET NAME	STREET NO	BUSINESS LOCATION ADDRESS	ZIP CODE
16	7	LOW T CENTER - WEST HOUSTON	2222	GREENHOUSE ROAD 1100	77084
17		GASTROENTEROLOGY CENTER	2222	GREENHOUSE ROAD 900B	77084
18		GASTROENTEROLOGY CENTER	2222	GREENHOUSE ROAD 900A	77084
19			2222	GREENHOUSE ROAD 800	77084
20			2222	GREENHOUSE ROAD 800	77084
21	1	DR SCHMIDT OB/GYN	2222	GREENHOUSE ROAD 1800	77084
22		GREENHOUSE VASCULAR	2222	GREENHOUSE ROAD 1500	77084
23		NO NAME / NO SIGN	2222	GREENHOUSE ROAD	77084
24	1	DO OR DIE RECORDS	2040	GREENHOUSE ROAD APT 1116	77084
24	1	CRYSTALIZED LUXE, LLC	2040	GREENHOUSE ROAD APT 1142	77084
24	1	PRISMATIC FILMS	2040	GREENHOUSE ROAD APT 2323	77084
24	1	ISABELLA BOUTIQUE	2040	GREENHOUSE ROAD APT 1134	77084
24	1	GLOBAL SUNNY PRODUCTS	2040	GREENHOUSE ROAD APT 3317	77084

SEE SCHEMATIC G

LIMITED PURPOSE ANNEXATION



Business Location Schematic H
West Park MUD



Images by Google
February, 2024



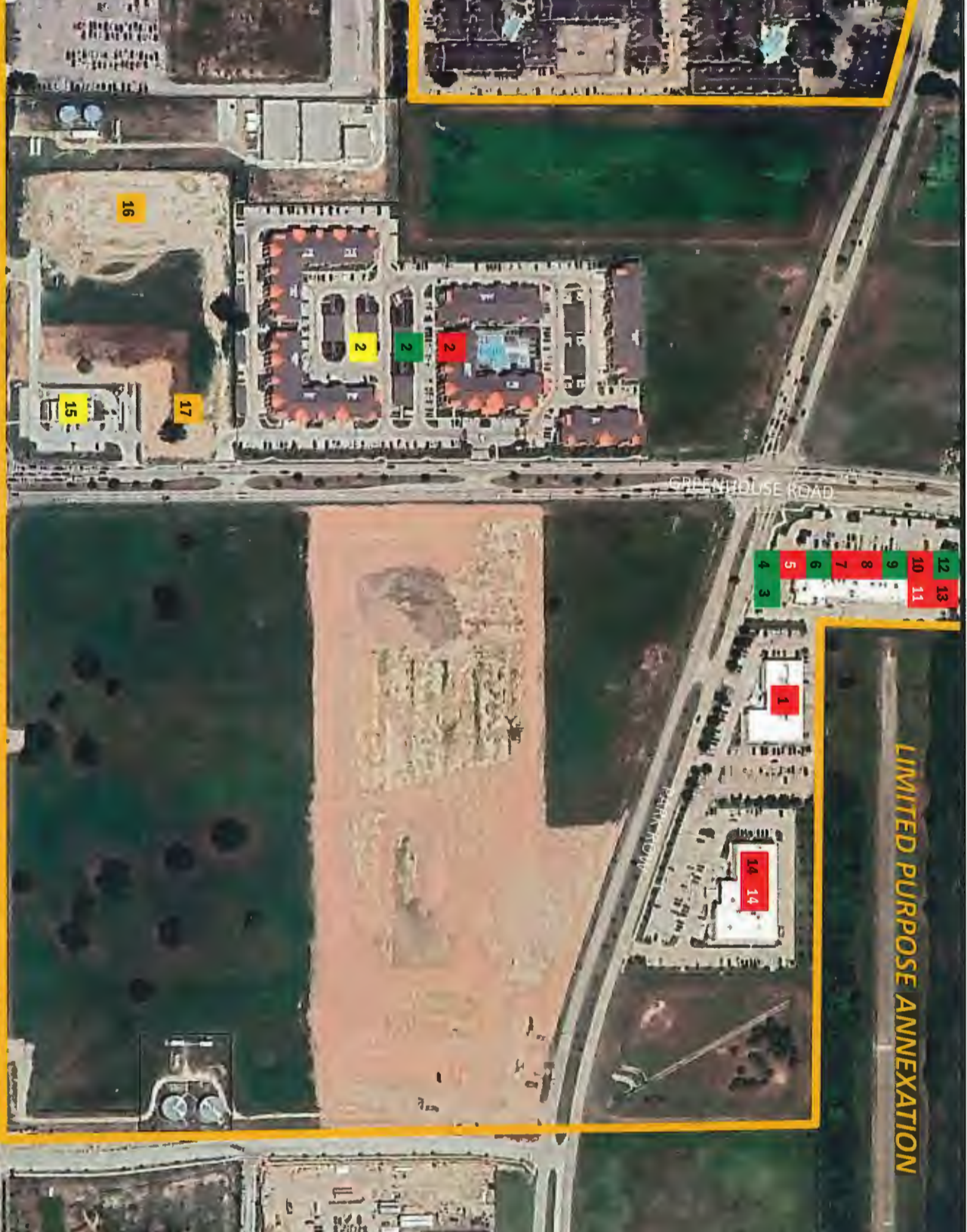
West Park MUD Schematic J



POS	OUTLET NO	OUTLET NAME	STREET NO	BUSINESS LOCATION ADDRESS	ZIP CODE
1		PREMIER VEIN & VASCULAR DIALYSIS CENTER	19255	PARK ROW	77084
1		NEUROLOGY ASSOCIATES OF KATY	19255	PARK ROW STE 101	77084
1		GASTROENTEROLOGIST	19255	PARK ROW STE 104	77084
1		MED RX PHARMACY	19255	PARK ROW STE 103	77084
1		INTERVENTIONAL CARDIOLOGY ASSOCIATES	19255	PARK ROW STE 204	77084
1		AMENITY HEALTH SERVICES	19255	PARK ROW STE 105	77084
1		INTEGRATIVE PRIMARY CARE	19255	PARK ROW STE 100	77084
1		KATY HAND & GENERAL SURGERY	19255	PARK ROW STE	77084
1		KATY PULMONARY ASSOCIATES	19255	PARK ROW STE 102	77084
1		BI RESEARCH CENTER	19255	PARK ROW STE 205	77084
2		APARTMENTS	1721	GREENHOUSE ROAD	77084
2	1	JUST KHAYO	1721	GREENHOUSE ROAD 1415	77084
2	1	DHARMA CORPORATION SERVICE, LLC	1721	GREENHOUSE ROAD 4210	77084
2	1	EUNIQEARDOR	1721	GREENHOUSE ROAD 5217	77084
2	1	EL MUNDO EL LA PIZZA	1721	GREENHOUSE ROAD 539	77084
2	1	SYNERGY SHIFT, LLC	1721	GREENHOUSE ROAD 3413	77084
2	1	SOUL FACTORY, LLC	1721	GREENHOUSE ROAD 135	77084
2	1	MOBILE EVENT VENUES OF AMERICA	1721	GREENHOUSE ROAD 138	77084
2	1	FICM GROUP, LLC	1721	GREENHOUSE ROAD 2410	77084
2	1	HIGH SENIORITY	1721	GREENHOUSE ROAD 444	77084
2	1	NEXUS WHOLESALE, LLC	1721	GREENHOUSE ROAD 531	77084
2	1	OFINET, LLC	1721	GREENHOUSE ROAD 6113	77084
3	1	WOW WOW HAWAIIAN LEMONADE	1922	GREENHOUSE ROAD STE 1100	77084
4	1	1000 DEGREES PIZZA SALAD WINGS	1922	GREENHOUSE ROAD STE 800	77084
5			1922	GREENHOUSE ROAD	77084
6	4	NATALIE DONUTS	1922	GREENHOUSE ROAD STE 700	77084
6	1	NATALIE DONUTS	1922	GREENHOUSE ROAD STE 700	77084
7		A PLUS MEDICINE PHARMACY	1922	GREENHOUSE ROAD STE 650	77084
8		JAK NAILS & PED	1922	GREENHOUSE ROAD STE 600	77084
9	1	CINCO DE MAYO RESTAURANT & BAR	1922	GREENHOUSE ROAD STE 500	77084
10		SPRING LEAF DENTISTRY	1922	GREENHOUSE ROAD STE 475	77084
11			1922	GREENHOUSE ROAD STE 400	77084
12	1	AREPAS SAND WISH	1922	GREENHOUSE ROAD STE 300	77084
13		AMERICAN FAMILY CARE	1922	GREENHOUSE ROAD	77084
14		BIEL FOOT & ANKLE SPECIALISTS, PLLC	19002	PARK ROW STE 100	77084
14			19002	PARK ROW STE 101	77084



POS	OUTLET NO	OUTLET NAME	STREET NO	BUSINESS LOCATION ADDRESS	ZIP CODE
14			19002	PARK ROW STE 102	77084
14		CARDIAC RHYTHM SPECIALISTS	19002	PARK ROW STE 103	77084
14			19002	PARK ROW STE 104	77084
14		FULSHEAR MEDICAL ASSOCIATES	19002	PARK ROW STE 105	77084
14		LABCORP	19002	PARK ROW STE 106	77084
14		GREENHOUSE FAMILY PRACTICE	19002	PARK ROW STE 107	77084
14		TEXAS INTERVENTIONAL PAIN INSTITUTE	19002	PARK ROW STE 200	77084
14			19002	PARK ROW STE 201	77084
14			19002	PARK ROW STE 202	77084
14		TEXAS VISION THERAPY	19002	PARK ROW STE 203	77084
14			19002	PARK ROW STE 204	77084
14			19002	PARK ROW STE 205	77084
14		WELLMED- MOHAMMAD HAQUE, MD	19002	PARK ROW STE 206	77084
14		INTEGRITY CARDIOLOGY	19002	PARK ROW STE 207	77084
15	27	SHAKE SHACK	19300	KATY FREEWAY	77084
15	20	SHAKE SHACK	19300	KATY FREEWAY	77084
16		TIM HORTONS		KATY FREEWAY	77084
17		MEDICAL OFFICE BUILDING		GREENHOUSE RD	77084



LIMITED PURPOSE ANNEXATION

GREENHOUSE ROAD

PARKING ROW

Business Location Schematic J
West Park MUD



Images by Google
February, 2024

Service Center
 27335 West Hardy Rd.
 Suite 101
 Spring, Texas 77373



Corporate (281) 353-9809
 Customer Service (281) 353-9756
 Fax (281) 353-6105

DATE
 3/25/2024

**MONTHLY OPERATIONS REPORT
 WEST PARK MUNICIPAL UTILITY DISTRICT**

METER COUNT	
S.T.P.	2
Vacant	0
Commercial	62
Nursing Home	1
Irrigation	40
Park(Irrigation)	1
Apts/Units(2636)	9
Total	115

BILLED CONSUMPTION		
1/19/24	to	2/17/24
STP		0
Apartments		8,208,000
Commercial		2,450,000
Irrigation		354,000
Park (Irrigation) No Bill		0
Total		11,012,000

I/C from HCMUD #345 1/30/2024 - 2/17/2024: 6,965,000
 Flushing, Main Line Break & Leaks: 318,000
 Total Consumption: 11,330,000
 Plant Pumpage: 4,910,000
 Billed Percentage of Pumped Water: 95.41%

	<u>#2</u>	<u>#3</u>
Calculated Well GPM	970	1,125
Design Well GPM	1,000	1,000
Well Pumpage	3,638,000	1,272,000

Arrears for the Month of	JANUARY	Month of	FEBRUARY
Cut-Off Notices Mailed	01/29/24	Meter Read Date	02/17/24
Number of Notices Mailed	30	Billing Date	02/27/24
Cut-Off Date	02/21/24	Mailing Date	02/28/24
Number of Actual Cut-Offs	0	Due Date	03/19/24

WEST PARK MUNICIPAL UTILITY DISTRICT

DATE
3/25/2024

MONTHLY OPERATIONS SUMMARY

WATER SYSTEM

February-24

Total Water Pumped for Calendar Month of : February-24 **805,000** Gallons

Distribution System Chlorine Residual Reporting:

Average	<u>1.53</u>	mg/l.
Maximum	<u>1.90</u>	mg/l.
Minimum	<u>1.08</u>	mg/l.

TEXAS DEPARTMENT OF HEALTH I. D. NO. 1011930

Bacteriological Analysis : 10 Samples Taken On : **02/08/24**

All samples were returned negative from the state approved testing laboratory? Yes

WEST PARK MUNICIPAL UTILITY DISTRICT

MONTHLY OPERATIONS SUMMARY WASTEWATER TREATMENT PLANT

January-24

TPDES Permit # WQ0012346001
TX0086185

Expires: 5/10/2027

Effluent Quality Data: Reported for: January-24

	<u>Previous Month</u>	<u>Reported</u>	<u>Permitted</u>	<u>Excursion</u>
BOD 5 Average	2.24 mg/l	2.21 mg/l	7.00 mg/l	NO
BOD 5 Maximum	2.86 mg/l	2.51 mg/l	22.00 mg/l	NO
BOD 5 lbs/day	5.16 mg/l	6.32 mg/l	29.00 lbs/day	NO
TSS Average	2.62 mg/l	2.45 mg/l	15.00 mg/l	NO
TSS Maximum	5.47 mg/l	6.32 mg/l	40.00 mg/l	NO
TSS lbs/day	6.11 mg/l	6.16 mg/l	63.00 lbs/day	NO
NH3-N Average	0.05 mg/l	0.06 mg/l	2.00 mg/l	NO
NH3-N Maximum	0.05 mg/l	0.08 mg/l	10.00 mg/l	NO
NH3-N lbs/day	0.11 mg/l	0.18 mg/l	8.30 lbs/day	NO
E Coli Avg.	1.58 mpn	1.15 mpn	63 mpn	NO
E Coli Maximum	6.30 mpn	2.00 mpn	200 mpn	NO
DO Minimum	9.03 mpn	7.93 mpn	6.00 mg/l	NO
pH Minimum	7.38 mpn	7.44 mpn	6.00 s.u.	NO
pH Maximum	8.27 mpn	7.94 mpn	9.00 s.u.	NO
CL2 Res Min	1.70 mg/l	2.64 mg/l	1.00 mg/l	NO
CL2 Res Max	3.90 mg/l	3.93 mg/l	4.00 mg/l	NO
Flow Average	0.336 mg/l	0.358 mg/l	0.500 mgd	NO
Flow Maximum	0.562 mg/l	0.520 mg/l	N/A	N/A
Total Treated	11,098,000			
Effluent Quality Compliant with Discharge Permit ?				YES

WEST PARK MUNICIPAL UTILITY DISTRICT

MONTHLY OPERATIONS SUMMARY BILLING & COLLECTION REPORT February-24

DATE
3/25/2024

	<i>Apartments</i>	<i>All Others</i>	<i>Total</i>
Balance Forward	\$ 113,751.01	\$ 71,584.04	\$ 185,335.05
As of 01/26/24			

	February '24		
Collection Period:	1/26/24	TO	2/27/24
Deposit	\$ -	\$ -	\$ -
Water	\$ 34,075.40	\$ 12,780.30	\$ 46,855.70
Sewer	\$ 35,262.84	\$ 5,926.50	\$ 41,189.34
New Acct/App/Transfer Fee	\$ -	\$ -	\$ -
Connect	\$ -	\$ -	\$ -
Penalty	\$ -	\$ 146.40	\$ 146.40
Tap Fees	\$ -	\$ 586.13	\$ 586.13
TCEQ	\$ 374.60	\$ 97.73	\$ 472.33
Grease Trap	\$ -	\$ 550.00	\$ 550.00
RWA Fee	\$ 47,838.45	\$ 28,313.97	\$ 76,152.42
Undistributed Overpayments	\$ -	\$ 4,922.77	\$ 4,922.77
TOTAL	\$ 117,551.29	\$ 53,323.80	\$ 170,875.09

Current Adjustments:			
TOTAL	\$ -	\$ 2,690.67	\$ 2,690.67

	February '24		
Current Billing for	1/19/24	TO	2/17/24
Deposit	\$ -	\$ -	\$ -
Water	\$ 26,360.00	\$ 5,360.60	\$ 31,720.60
Sewer	\$ 26,360.00	\$ 2,517.00	\$ 28,877.00
Connect	\$ -	\$ -	\$ -
Penalty	\$ -	\$ -	\$ -
TCEQ	\$ 263.60	\$ 39.31	\$ 302.91
Grease Trap	\$ -	\$ 575.00	\$ 575.00
RWA	\$ 32,121.40	\$ 11,376.00	\$ 43,497.40
TOTAL	\$ 85,105.00	\$ 19,867.91	\$ 104,972.91
TOTAL RECEIVABLE	\$ 81,304.72	\$ 40,818.82	\$ 122,123.54

Collection Report Through 02/27/24
NOTES: Deposits on file for the district \$324,204.80

Consumption: 11,012,000
Paperless: 9



West Park Municipal Utility District

Board of Directors Meeting
March 25, 2024

Wastewater Treatment

1/11/24 – Sewer Plant – Furnished operator to assist subcontractor in bottom cleaning of lift station wet well. Removed and disposed of (6,500) gallons.

1/24/24 – Sewer Plant – Furnished operator to assist subcontractor with vacuuming (3,000) gallons of floating debris and grease from the lift station wet well and disposed of the debris.

2/2/24 – Sewer Plant – After hours - Furnished subcontractor to pull and derag all 4 lift pumps. Found pump #1 and #3 not moving. Found faulty check valves. Replaced check valve #1 and #2 with (2) 10” check valves. Tested and returned to service.

Sanitary Sewer System

Normal Operations

Water Plant No. 1 & No. 2

1/25/24 – Water Plant #2 – Furnished subcontractor to install booster pump #1 and motor, attached cables, adjusted seal, installed nuts, bolts and gasket kit, motor splice kit, tested and returned to service.

2/28/24 – Water Plant #1 – Furnished subcontractor to repair and install booster pump #4. Attached motor, wired in sequence. Ran and tested. Replaced check valve and gate valves.

Water Distribution System

Normal Operations

WEST PARK

WRITE OFF'S THROUGH JUNE 2023

ACCOUNT NUMBER	ACCOUNT HOLDER	SERVICE ADDRESS	FINAL DATE	BALANCE PRIOR TO DEPOSIT	DEPOSIT ON FILE	FINAL BALANCE	NOTES
6-00-00350-01	HMC FULLER CORPORATE	1718 FRV - IRR	10/3/2022	\$2,664.62	\$1,400.00	\$1,264.62	New Management Company/Owner
				\$2,664.62	\$1,400.00	\$1,264.62	

APPROVED: _____ DATE: _____



March 25, 2024

Board of Directors
West Park Municipal Utility District
c/o Marks Richardson PC
3700 Buffalo Speedway, Suite 830
Houston, Texas 77098

Reference: District Engineer's Status Report
IDS Project No. 0683-001-ESR

Members of the Board:

The status of various projects in the District is as follows:

6. Sidewalk Project

Harris County has mobilized on a sidewalk construction project along Saums and Greenhouse. This project is part of a "Gap project" and not the "Places 4 People" application of which the District is a participant. The project is nearing completion, and we plan to request attendance at the project's final walkthrough inspection.

12.a) Design, Bid, and Award

Nothing to report at this time.

12.a)i. Wastewater Treatment Plant Generator Replacement

We plan to advertise for next week and present the results next month.

12.b) Construction Contracts, Operation, and Maintenance

Nothing to report at this time.

12.c) Easement and Facility conveyances

The water meter easement to Palladium USA International (0.0092 acres) at NW corner of Greenhouse and Park Row has been updated. The owner is sending an executed copy and lienholder's subordination for execution.

12.d) Utility Commitments

We responded to a request for capacity within the 15-acre medical complex at 2222 Greenhouse Road (former Kiss Development Site), stating the former UCL reserved sufficient capacity for the proposed building.

12.e) Harris County Utility Relocation Requests

Precinct 4 is working on several projects within West Park MUD. We believe these projects have all been put on hold since the precincts were reassigned in January 2023.

Greenhouse at Park ROW (UPIN 221033952830025) – The project involves adding an additional southbound left turn lane and extending existing left turn lanes.

Greenhouse at I-10 (UPIN 22103N307530001)– The project involves an additional right turn lane on Greenhouse, southbound. It would require additional right-of-way from the properties west of Greenhouse.

Fry Road north of Park Row (UPIN 20103N302902) – This project involves the construction of a sidewalk from Park Row to Saums Road, within the existing right-of-way.

12.f) Development Matters

Sunbelt is working to gather information to be included in the upcoming bond issue.

13. Bond Application No. 9

We will be ready to submit the bond application once we have received and reviewed information from the developer.

14. TCEQ Matters

a) Elevated Storage Variance (ESV)

We received approval from the TCEQ for the Alternative Capacity Request (ACR).

b) Exceptions for Water Well No. 3

Our new exception will expire on September 21, 2024.

We submitted data to the TCEQ in response to the Concentration Time (CT) compliance study (proof of implementation) prior to the deadline on March 21, 2024. The data did not contain all requested information per the TCEQ's requirements. The District's operator, H2o Innovation, is actively working to collect this information. The TCEQ's 100-day review period expires on May 17, 2024 on which date they requested all collected data be submitted.

c) Enforcement Action

Nothing to report at this time.

15. WHCRWA Surface Water Conversion

Nothing to report at this time.

Other District items:

Asset Management Plan Review - Next action date: October 2024

TPDES Discharge Permit – Next action date: November 2026

SWQ Permits

Basins A&B – Next action date: March 2025 – The renewal was submitted and approved.

Basins C&D – Next action date: June 2024

Preserve - Next action date: June 2024

We will be happy to answer any questions the Board may have.

Respectfully,



John R. Herzog, P.E.

Senior Project Manager

\\idseg.com\FS\Projects\0600\068300100 West Park MUD Gen Consult\ESR\2024\2024-03-25 WPMUD Eng Rpt.docx

RESOLUTION ADOPTING PREVAILING WAGE RATE SCALE
FOR CONSTRUCTION PROJECTS

WHEREAS, West Park Municipal Utility District (the "District") has been heretofore duly created and organized; and

WHEREAS, Chapter 2258, Texas Government Code ("Chapter 2258"), requires the District to determine the general prevailing rate of per diem wages for each craft or type of worker in the locality in which a construction project for the District is to be performed and the general prevailing rate of per diem wages for legal holiday and overtime work; and

WHEREAS, Chapter 2258 provides that a worker employed on a construction project by or on behalf of the District shall be paid not less than said general prevailing rates, as applicable; and

WHEREAS, Chapter 2258 provides that a contractor which is awarded a construction contract for the District, or a subcontractor of the contractor, shall pay not less than the rates determined as set forth above to a worker employed in the execution of such contract for a construction project; and

WHEREAS, Chapter 2258 applies to construction projects paid for in whole or in part from funds of the District, regardless of whether the work is done under the District's supervision or direction; and

WHEREAS, the Board of Directors of the District (the "Board") has conducted a survey of wages received by classes of workers employed on projects similar to the construction projects of the District to determine the general prevailing rate of per diem wages in the District and has determined to adopt a Prevailing Wage Rate Scale for Construction Projects for the District; Now, Therefore,

BE IT RESOLVED BY THE BOARD OF DIRECTORS OF WEST PARK MUNICIPAL UTILITY DISTRICT THAT:


Section 1: The Board has determined the general prevailing rate of per diem wages for each craft or type of worker in the locality in which a construction project for the District is to be performed and the general prevailing rate of per diem wages for legal holiday and overtime work by using the prevailing wage rate as determined by the United States Department of Labor in accordance with the Davis-Bacon Act (40 U.S.C. Section 276a *et seq.*), as amended, and further, the Board has determined that the wage rates in the Prevailing Wage Rate Scale for Construction Projects (comprised of one or more United States Department of Labor wage determination scales for each project type) attached hereto as Exhibit "A" are the general prevailing wage rates for construction projects by or on behalf of the District.

Section 2: The District hereby adopts the wage rate schedules attached hereto as Exhibit "A" which establish minimum rates that shall be used by all contractors and their subcontractors on construction projects by or on behalf of the District.

Section 3: A contractor or subcontractor on a construction project by or on behalf of the District shall maintain records as required by Chapter 2258 and shall be subject to the penalties, forfeitures, and withholding of money for failure to comply with this Resolution and/or pending a final determination of an alleged violation, as provided in Chapter 2258.

Section 4: The District engineer is hereby directed and authorized to specify the wage rates adopted hereunder in all specifications for bids and contracts for construction projects by or on behalf of the District.

PASSED and APPROVED this 25th day of March, 2024.



Vice President, Board of Directors

ATTEST:



Secretary, Board of Directors

(SEAL)



EXHIBIT "A"

"General Decision Number: TX20240031 01/12/2024

Superseded General Decision Number: TX20230031

State: Texas

Construction Type: Heavy

County: Harris County in Texas.

HEAVY CONSTRUCTION PROJECTS Including Water and Sewer Lines
(Does Not Include Flood Control).

Note: Contracts subject to the Davis-Bacon Act are generally required to pay at least the applicable minimum wage rate required under Executive Order 14026 or Executive Order 13658. Please note that these Executive Orders apply to covered contracts entered into by the federal government that are subject to the Davis-Bacon Act itself, but do not apply to contracts subject only to the Davis-Bacon Related Acts, including those set forth at 29 CFR 5.1(a)(1).

If the contract is entered into on or after January 30, 2022, or the contract is renewed or extended (e.g., an option is exercised) on or after January 30, 2022:	<ul style="list-style-type: none">. Executive Order 14026 generally applies to the contract.. The contractor must pay all covered workers at least \$17.20 per hour (or the applicable wage rate listed on this wage determination, if it is higher) for all hours spent performing on the contract in 2024.
If the contract was awarded on or between January 1, 2015 and January 29, 2022, and the contract is not renewed or extended on or after January 30, 2022:	<ul style="list-style-type: none">. Executive Order 13658 generally applies to the contract.. The contractor must pay all covered workers at least \$12.90 per hour (or the applicable wage rate listed on this wage determination, if it is higher) for all hours spent performing on that contract in 2024.

The applicable Executive Order minimum wage rate will be

adjusted annually. If this contract is covered by one of the Executive Orders and a classification considered necessary for performance of work on the contract does not appear on this wage determination, the contractor must still submit a conformance request.

Additional information on contractor requirements and worker protections under the Executive Orders is available at <http://www.dol.gov/whd/govcontracts>.

Modification Number	Publication Date
0	01/05/2024
1	01/12/2024

* SFTX0669-001 01/01/2024

	Rates	Fringes
SPRINKLER FITTER (Fire Sprinklers).....	\$ 34.60	23.88

* SUTX2005-019 08/16/2005

	Rates	Fringes
CARPENTER.....	\$ 14.04 **	0.00
CEMENT MASON/CONCRETE FINISHER...	\$ 12.50 **	1.17
ELECTRICIAN.....	\$ 17.00 **	0.04
Formbuilder/Formsetter.....	\$ 13.84 **	1.17
IRONWORKER, REINFORCING.....	\$ 11.28 **	0.00
Laborers:		
Common.....	\$ 8.94 **	0.00
Landscape.....	\$ 7.35 **	0.00
Mason Tender Cement.....	\$ 9.94 **	0.00
Pipelayer.....	\$ 10.14 **	0.00
PIPEFITTER.....	\$ 17.00 **	0.04
POWER EQUIPMENT OPERATOR:		
Backhoe.....	\$ 13.47 **	0.00
Bulldozer.....	\$ 12.58 **	0.00
Crane.....	\$ 15.33 **	0.57
Excavator.....	\$ 16.37 **	0.00
Front End Loader.....	\$ 12.16 **	0.00

Grader.....	\$ 12.20 **	1.48
Tractor.....	\$ 15.00 **	0.00

TRUCK DRIVER.....	\$ 12.02 **	1.02
-------------------	-------------	------

WELDERS - Receive rate prescribed for craft performing operation to which welding is incidental.

=====

** Workers in this classification may be entitled to a higher minimum wage under Executive Order 14026 (\$17.20) or 13658 (\$12.90). Please see the Note at the top of the wage determination for more information. Please also note that the minimum wage requirements of Executive Order 14026 are not currently being enforced as to any contract or subcontract to which the states of Texas, Louisiana, or Mississippi, including their agencies, are a party.

Note: Executive Order (EO) 13706, Establishing Paid Sick Leave for Federal Contractors applies to all contracts subject to the Davis-Bacon Act for which the contract is awarded (and any solicitation was issued) on or after January 1, 2017. If this contract is covered by the EO, the contractor must provide employees with 1 hour of paid sick leave for every 30 hours they work, up to 56 hours of paid sick leave each year. Employees must be permitted to use paid sick leave for their own illness, injury or other health-related needs, including preventive care; to assist a family member (or person who is like family to the employee) who is ill, injured, or has other health-related needs, including preventive care; or for reasons resulting from, or to assist a family member (or person who is like family to the employee) who is a victim of, domestic violence, sexual assault, or stalking. Additional information on contractor requirements and worker protections under the EO is available at <https://www.dol.gov/agencies/whd/government-contracts>.

Unlisted classifications needed for work not included within the scope of the classifications listed may be added after award only as provided in the labor standards contract clauses (29CFR 5.5 (a) (1) (iii)).

The body of each wage determination lists the classification and wage rates that have been found to be prevailing for the

cited type(s) of construction in the area covered by the wage determination. The classifications are listed in alphabetical order of ""identifiers"" that indicate whether the particular rate is a union rate (current union negotiated rate for local), a survey rate (weighted average rate) or a union average rate (weighted union average rate).

Union Rate Identifiers

A four letter classification abbreviation identifier enclosed in dotted lines beginning with characters other than ""SU"" or ""UAVG"" denotes that the union classification and rate were prevailing for that classification in the survey. Example: PLUM0198-005 07/01/2014. PLUM is an abbreviation identifier of the union which prevailed in the survey for this classification, which in this example would be Plumbers. 0198 indicates the local union number or district council number where applicable, i.e., Plumbers Local 0198. The next number, 005 in the example, is an internal number used in processing the wage determination. 07/01/2014 is the effective date of the most current negotiated rate, which in this example is July 1, 2014.

Union prevailing wage rates are updated to reflect all rate changes in the collective bargaining agreement (CBA) governing this classification and rate.

Survey Rate Identifiers

Classifications listed under the ""SU"" identifier indicate that no one rate prevailed for this classification in the survey and the published rate is derived by computing a weighted average rate based on all the rates reported in the survey for that classification. As this weighted average rate includes all rates reported in the survey, it may include both union and non-union rates. Example: SULA2012-007 5/13/2014. SU indicates the rates are survey rates based on a weighted average calculation of rates and are not majority rates. LA indicates the State of Louisiana. 2012 is the year of survey on which these classifications and rates are based. The next number, 007 in the example, is an internal number used in producing the wage determination. 5/13/2014 indicates the survey completion date for the classifications and rates under that identifier.

Survey wage rates are not updated and remain in effect until a new survey is conducted.

Union Average Rate Identifiers

Classification(s) listed under the UAVG identifier indicate

that no single majority rate prevailed for those classifications; however, 100% of the data reported for the classifications was union data. EXAMPLE: UAVG-OH-0010 08/29/2014. UAVG indicates that the rate is a weighted union average rate. OH indicates the state. The next number, 0010 in the example, is an internal number used in producing the wage determination. 08/29/2014 indicates the survey completion date for the classifications and rates under that identifier.

A UAVG rate will be updated once a year, usually in January of each year, to reflect a weighted average of the current negotiated/CBA rate of the union locals from which the rate is based.

WAGE DETERMINATION APPEALS PROCESS

1.) Has there been an initial decision in the matter? This can be:

- * an existing published wage determination
- * a survey underlying a wage determination
- * a Wage and Hour Division letter setting forth a position on a wage determination matter
- * a conformance (additional classification and rate) ruling

On survey related matters, initial contact, including requests for summaries of surveys, should be with the Wage and Hour National Office because National Office has responsibility for the Davis-Bacon survey program. If the response from this initial contact is not satisfactory, then the process described in 2.) and 3.) should be followed.

With regard to any other matter not yet ripe for the formal process described here, initial contact should be with the Branch of Construction Wage Determinations. Write to:

Branch of Construction Wage Determinations
Wage and Hour Division
U.S. Department of Labor
200 Constitution Avenue, N.W.
Washington, DC 20210

2.) If the answer to the question in 1.) is yes, then an interested party (those affected by the action) can request review and reconsideration from the Wage and Hour Administrator (See 29 CFR Part 1.8 and 29 CFR Part 7). Write to:

Wage and Hour Administrator
U.S. Department of Labor
200 Constitution Avenue, N.W.
Washington, DC 20210

The request should be accompanied by a full statement of the interested party's position and by any information (wage payment data, project description, area practice material, etc.) that the requestor considers relevant to the issue.

3.) If the decision of the Administrator is not favorable, an interested party may appeal directly to the Administrative Review Board (formerly the Wage Appeals Board). Write to:

Administrative Review Board
U.S. Department of Labor
200 Constitution Avenue, N.W.
Washington, DC 20210

4.) All decisions by the Administrative Review Board are final.

=====

END OF GENERAL DECISION"

"General Decision Number: TX20240038 01/05/2024

Superseded General Decision Number: TX20230038

State: Texas

Construction Type: Highway

Counties: Austin, Brazoria, Chambers, Fort Bend, Galveston, Hardin, Harris, Jefferson, Liberty, Montgomery, Orange, San Jacinto and Waller Counties in Texas.

HIGHWAY CONSTRUCTION PROJECTS (excluding tunnels, building structures in rest area projects & railroad construction; bascule, suspension & spandrel arch bridges designed for commercial navigation, bridges involving marine construction; and other major bridges).

Note: Contracts subject to the Davis-Bacon Act are generally required to pay at least the applicable minimum wage rate required under Executive Order 14026 or Executive Order 13658. Please note that these Executive Orders apply to covered contracts entered into by the federal government that are subject to the Davis-Bacon Act itself, but do not apply to contracts subject only to the Davis-Bacon Related Acts, including those set forth at 29 CFR 5.1(a)(1).

If the contract is entered into on or after January 30, 2022, or the contract is renewed or extended (e.g., an option is exercised) on or after January 30, 2022:	. Executive Order 14026 generally applies to the contract. . The contractor must pay all covered workers at least \$17.20 per hour (or the applicable wage rate listed on this wage determination, if it is higher) for all hours spent performing on the contract in 2024.
If the contract was awarded on or between January 1, 2015 and January 29, 2022, and the contract is not renewed or extended on or after January 30, 2022:	. Executive Order 13658 generally applies to the contract. . The contractor must pay all covered workers at least \$12.90 per hour (or the applicable wage rate listed on this wage determination,

if it is higher) for all hours spent performing on that contract in 2024.

The applicable Executive Order minimum wage rate will be adjusted annually. If this contract is covered by one of the Executive Orders and a classification considered necessary for performance of work on the contract does not appear on this wage determination, the contractor must still submit a conformance request.

Additional information on contractor requirements and worker protections under the Executive Orders is available at <http://www.dol.gov/whd/govcontracts>.

Modification Number	Publication Date
0	01/05/2024

SUTX2011-013 08/10/2011

	Rates	Fringes
CEMENT MASON/CONCRETE FINISHER (Paving and Structures).....	\$ 12.98	**
ELECTRICIAN.....	\$ 27.11	
FORM BUILDER/FORM SETTER		
Paving & Curb.....	\$ 12.34	**
Structures.....	\$ 12.23	**
LABORER		
Asphalt Raker.....	\$ 12.36	**
Flagger.....	\$ 10.33	**
Laborer, Common.....	\$ 11.02	**
Laborer, Utility.....	\$ 11.73	**
Pipelayer.....	\$ 12.12	**
Work Zone Barricade Servicer.....	\$ 11.67	**
PAINTER (Structures).....	\$ 18.62	
POWER EQUIPMENT OPERATOR:		
Asphalt Distributor.....	\$ 14.06	**
Asphalt Paving Machine.....	\$ 14.32	**
Broom or Sweeper.....	\$ 12.68	**
Concrete Pavement		

Finishing Machine.....\$ 13.07 **
 Concrete Paving, Curing,
 Float, Texturing Machine....\$ 11.71 **
 Concrete Saw.....\$ 13.99 **
 Crane, Hydraulic 80 Tons
 or less.....\$ 13.86 **
 Crane, Lattice boom 80
 tons or less.....\$ 14.97 **
 Crane, Lattice boom over
 80 Tons.....\$ 15.80 **
 Crawler Tractor.....\$ 13.68 **
 Excavator, 50,000 pounds
 or less.....\$ 12.71 **
 Excavator, Over 50,000
 pounds.....\$ 14.53 **
 Foundation Drill, Crawler
 Mounted.....\$ 17.43
 Foundation Drill, Truck
 Mounted.....\$ 15.89 **
 Front End Loader 3 CY or
 Less.....\$ 13.32 **
 Front End Loader, Over 3 CY.\$ 13.17 **
 Loader/Backhoe.....\$ 14.29 **
 Mechanic.....\$ 16.96 **
 Milling Machine.....\$ 13.53 **
 Motor Grader, Fine Grade....\$ 15.69 **
 Motor Grader, Rough.....\$ 14.23 **
 Off Road Hauler.....\$ 14.60 **
 Pavement Marking Machine....\$ 11.18 **
 Piledriver.....\$ 14.95 **
 Roller, Asphalt.....\$ 11.95 **
 Roller, Other.....\$ 11.57 **
 Scraper.....\$ 13.47 **
 Spreader Box.....\$ 13.58 **

Servicer.....\$ 13.97 **

Steel Worker

Reinforcing Steel.....\$ 15.15 **
 Structural Steel Welder.....\$ 12.85 **
 Structural Steel.....\$ 14.39 **

TRUCK DRIVER

Low Boy Float.....\$ 16.03 **
 Single Axle.....\$ 11.46 **
 Single or Tandem Axle Dump..\$ 11.48 **
 Tandem Axle Tractor w/Semi
 Trailer.....\$ 12.27 **

WELDERS - Receive rate prescribed for craft performing operation to which welding is incidental.

=====

** Workers in this classification may be entitled to a higher minimum wage under Executive Order 14026 (\$17.20) or 13658 (\$12.90). Please see the Note at the top of the wage determination for more information. Please also note that the minimum wage requirements of Executive Order 14026 are not currently being enforced as to any contract or subcontract to which the states of Texas, Louisiana, or Mississippi, including their agencies, are a party.

Note: Executive Order (EO) 13706, Establishing Paid Sick Leave for Federal Contractors applies to all contracts subject to the Davis-Bacon Act for which the contract is awarded (and any solicitation was issued) on or after January 1, 2017. If this contract is covered by the EO, the contractor must provide employees with 1 hour of paid sick leave for every 30 hours they work, up to 56 hours of paid sick leave each year. Employees must be permitted to use paid sick leave for their own illness, injury or other health-related needs, including preventive care; to assist a family member (or person who is like family to the employee) who is ill, injured, or has other health-related needs, including preventive care; or for reasons resulting from, or to assist a family member (or person who is like family to the employee) who is a victim of, domestic violence, sexual assault, or stalking. Additional information on contractor requirements and worker protections under the EO is available at <https://www.dol.gov/agencies/whd/government-contracts>.

Unlisted classifications needed for work not included within the scope of the classifications listed may be added after award only as provided in the labor standards contract clauses (29CFR 5.5 (a) (1) (iii)).

The body of each wage determination lists the classification and wage rates that have been found to be prevailing for the cited type(s) of construction in the area covered by the wage determination. The classifications are listed in alphabetical order of ""identifiers"" that indicate whether the particular rate is a union rate (current union negotiated rate for local), a survey rate (weighted average rate) or a union average rate (weighted union average rate).

Union Rate Identifiers

A four letter classification abbreviation identifier enclosed in dotted lines beginning with characters other than "SU" or "UAVG" denotes that the union classification and rate were prevailing for that classification in the survey. Example: PLUM0198-005 07/01/2014. PLUM is an abbreviation identifier of the union which prevailed in the survey for this classification, which in this example would be Plumbers. 0198 indicates the local union number or district council number where applicable, i.e., Plumbers Local 0198. The next number, 005 in the example, is an internal number used in processing the wage determination. 07/01/2014 is the effective date of the most current negotiated rate, which in this example is July 1, 2014.

Union prevailing wage rates are updated to reflect all rate changes in the collective bargaining agreement (CBA) governing this classification and rate.

Survey Rate Identifiers

Classifications listed under the "SU" identifier indicate that no one rate prevailed for this classification in the survey and the published rate is derived by computing a weighted average rate based on all the rates reported in the survey for that classification. As this weighted average rate includes all rates reported in the survey, it may include both union and non-union rates. Example: SULA2012-007 5/13/2014. SU indicates the rates are survey rates based on a weighted average calculation of rates and are not majority rates. LA indicates the State of Louisiana. 2012 is the year of survey on which these classifications and rates are based. The next number, 007 in the example, is an internal number used in producing the wage determination. 5/13/2014 indicates the survey completion date for the classifications and rates under that identifier.

Survey wage rates are not updated and remain in effect until a new survey is conducted.

Union Average Rate Identifiers

Classification(s) listed under the UAVG identifier indicate that no single majority rate prevailed for those classifications; however, 100% of the data reported for the classifications was union data. EXAMPLE: UAVG-OH-0010 08/29/2014. UAVG indicates that the rate is a weighted union average rate. OH indicates the state. The next number, 0010 in the example, is an internal number used in producing the wage

determination. 08/29/2014 indicates the survey completion date for the classifications and rates under that identifier.

A UAVG rate will be updated once a year, usually in January of each year, to reflect a weighted average of the current negotiated/CBA rate of the union locals from which the rate is based.

WAGE DETERMINATION APPEALS PROCESS

1.) Has there been an initial decision in the matter? This can be:

- * an existing published wage determination
- * a survey underlying a wage determination
- * a Wage and Hour Division letter setting forth a position on a wage determination matter
- * a conformance (additional classification and rate) ruling

On survey related matters, initial contact, including requests for summaries of surveys, should be with the Wage and Hour National Office because National Office has responsibility for the Davis-Bacon survey program. If the response from this initial contact is not satisfactory, then the process described in 2.) and 3.) should be followed.

With regard to any other matter not yet ripe for the formal process described here, initial contact should be with the Branch of Construction Wage Determinations. Write to:

Branch of Construction Wage Determinations
Wage and Hour Division
U.S. Department of Labor
200 Constitution Avenue, N.W.
Washington, DC 20210

2.) If the answer to the question in 1.) is yes, then an interested party (those affected by the action) can request review and reconsideration from the Wage and Hour Administrator (See 29 CFR Part 1.8 and 29 CFR Part 7). Write to:

Wage and Hour Administrator
U.S. Department of Labor
200 Constitution Avenue, N.W.
Washington, DC 20210

The request should be accompanied by a full statement of the interested party's position and by any information (wage payment data, project description, area practice material, etc.) that the requestor considers relevant to the issue.

3.) If the decision of the Administrator is not favorable, an interested party may appeal directly to the Administrative Review Board (formerly the Wage Appeals Board). Write to:

Administrative Review Board
U.S. Department of Labor
200 Constitution Avenue, N.W.
Washington, DC 20210

4.) All decisions by the Administrative Review Board are final.

=====

END OF GENERAL DECISION"

"General Decision Number: TX20240067 01/12/2024

Superseded General Decision Number: TX20230067

State: Texas

Construction Type: Residential

County: Harris County in Texas.

Note: Contracts subject to the Davis-Bacon Act are generally required to pay at least the applicable minimum wage rate required under Executive Order 14026 or Executive Order 13658. Please note that these Executive Orders apply to covered contracts entered into by the federal government that are subject to the Davis-Bacon Act itself, but do not apply to contracts subject only to the Davis-Bacon Related Acts, including those set forth at 29 CFR 5.1(a)(1).

If the contract is entered into on or after January 30, 2022, or the contract is renewed or extended (e.g., an option is exercised) on or after January 30, 2022:	<ul style="list-style-type: none">. Executive Order 14026 generally applies to the contract.. The contractor must pay all covered workers at least \$17.20 per hour (or the applicable wage rate listed on this wage determination, if it is higher) for all hours spent performing on the contract in 2024.
If the contract was awarded on or between January 1, 2015 and January 29, 2022, and the contract is not renewed or extended on or after January 30, 2022:	<ul style="list-style-type: none">. Executive Order 13658 generally applies to the contract.. The contractor must pay all covered workers at least \$12.90 per hour (or the applicable wage rate listed on this wage determination, if it is higher) for all hours spent performing on that contract in 2024.

The applicable Executive Order minimum wage rate will be adjusted annually. If this contract is covered by one of the Executive Orders and a classification considered necessary for performance of work on the contract does not appear on this

wage determination, the contractor must still submit a conformance request.

Additional information on contractor requirements and worker protections under the Executive Orders is available at <http://www.dol.gov/whd/govcontracts>.

Modification Number	Publication Date
0	01/05/2024
1	01/12/2024

ELEV0031-002 01/01/2023

	Rates	Fringes
ELEVATOR MECHANIC.....	\$ 49.15	37.335+a+b

Footnotes:

A. 6% under 5 years based on regular hourly rate for all hours worked. 8% over 5 years based on regular hourly rate for all hours worked.

B. Holidays: New Year's Day, Memorial Day, Independence Day, Labor Day, Veterans' Day, Thanksgiving Day, the Friday after Thanksgiving Day, and Christmas Day.

 * SFTX0669-001 01/01/2024

	Rates	Fringes
SPRINKLER FITTER (Fire Sprinklers).....	\$ 34.60	23.88

 SHEE0054-008 04/01/2020

	Rates	Fringes
Sheetmetal Worker (Excluding HVAC Work).....	\$ 29.70	13.85

 * SUTX2005-030 12/15/2005

	Rates	Fringes
Bricklayer.....	\$ 15.00 **	
Plasterer.....	\$ 16.60 **	

Tile setter.....	\$ 14.08 **	
Acoustical Ceiling Installer.....	\$ 12.50 **	
Carpenter (Includes Batt/Blown Insulation, Formwork & Overhead Door Installation.....	\$ 12.06 **	1.41
Carport Structural Supports Installer.....	\$ 11.46 **	2.61
Cement Manson/Concrete Finisher.....	\$ 13.68 **	.75
Drywall Finishers.....	\$ 12.00 **	
Drywall Hanger.....	\$ 12.71 **	
Electrician(Incl. Low Voltage Wiring and Installation of Alarms).....	\$ 17.05 **	6.32
Gutter and Siding Installer.....	\$ 18.59	1.41
HVAC MECHANIC (Pipe & System Installation Only).....	\$ 12.82 **	
Ironworker		
Ornamental.....	\$ 16.29 **	
Reinforcing.....	\$ 11.25 **	2.35
Structural.....	\$ 17.21	
Laborers:		
Common.....	\$ 8.88 **	1.10
Landscape and Irrigation....	\$ 9.02 **	
Mason Tender Brick.....	\$ 9.97 **	.68
Mason Tender Cement.....	\$ 9.46 **	.68
Pipelayer.....	\$ 10.06 **	
Plaster Tender.....	\$ 11.10 **	
Painter:		
Brush, Roller, and Spray....	\$ 11.41 **	
Parking Lot Striping.....	\$ 14.21 **	
Plumbers (Excluding HVAC Pipe)...	\$ 17.96	1.15
Power Equipment Operator		
Backhoe.....	\$ 13.55 **	.69
Bulldozer.....	\$ 12.67 **	.69

Forklift.....	\$ 12.54 **	
Front End Loader.....	\$ 12.00 **	.69
Grader.....	\$ 13.67 **	
Roofers.....	\$ 10.00 **	
Sheet Metal Worker (HVAC Duct Only).....	\$ 12.76 **	1.95
Soft Floor Layers, Carpet and Vinyl.....	\$ 14.50 **	
Truck drivers.....	\$ 13.43 **	

WELDERS - Receive rate prescribed for craft performing operation to which welding is incidental.

=====

** Workers in this classification may be entitled to a higher minimum wage under Executive Order 14026 (\$17.20) or 13658 (\$12.90). Please see the Note at the top of the wage determination for more information. Please also note that the minimum wage requirements of Executive Order 14026 are not currently being enforced as to any contract or subcontract to which the states of Texas, Louisiana, or Mississippi, including their agencies, are a party.

Note: Executive Order (EO) 13706, Establishing Paid Sick Leave for Federal Contractors applies to all contracts subject to the Davis-Bacon Act for which the contract is awarded (and any solicitation was issued) on or after January 1, 2017. If this contract is covered by the EO, the contractor must provide employees with 1 hour of paid sick leave for every 30 hours they work, up to 56 hours of paid sick leave each year. Employees must be permitted to use paid sick leave for their own illness, injury or other health-related needs, including preventive care; to assist a family member (or person who is like family to the employee) who is ill, injured, or has other health-related needs, including preventive care; or for reasons resulting from, or to assist a family member (or person who is like family to the employee) who is a victim of, domestic violence, sexual assault, or stalking. Additional information on contractor requirements and worker protections under the EO is available at <https://www.dol.gov/agencies/whd/government-contracts>.

Unlisted classifications needed for work not included within the scope of the classifications listed may be added after

award only as provided in the labor standards contract clauses (29CFR 5.5 (a) (1) (iii)).

The body of each wage determination lists the classification and wage rates that have been found to be prevailing for the cited type(s) of construction in the area covered by the wage determination. The classifications are listed in alphabetical order of ""identifiers"" that indicate whether the particular rate is a union rate (current union negotiated rate for local), a survey rate (weighted average rate) or a union average rate (weighted union average rate).

Union Rate Identifiers

A four letter classification abbreviation identifier enclosed in dotted lines beginning with characters other than ""SU"" or ""UAVG"" denotes that the union classification and rate were prevailing for that classification in the survey. Example: PLUM0198-005 07/01/2014. PLUM is an abbreviation identifier of the union which prevailed in the survey for this classification, which in this example would be Plumbers. 0198 indicates the local union number or district council number where applicable, i.e., Plumbers Local 0198. The next number, 005 in the example, is an internal number used in processing the wage determination. 07/01/2014 is the effective date of the most current negotiated rate, which in this example is July 1, 2014.

Union prevailing wage rates are updated to reflect all rate changes in the collective bargaining agreement (CBA) governing this classification and rate.

Survey Rate Identifiers

Classifications listed under the ""SU"" identifier indicate that no one rate prevailed for this classification in the survey and the published rate is derived by computing a weighted average rate based on all the rates reported in the survey for that classification. As this weighted average rate includes all rates reported in the survey, it may include both union and non-union rates. Example: SULA2012-007 5/13/2014. SU indicates the rates are survey rates based on a weighted average calculation of rates and are not majority rates. LA indicates the State of Louisiana. 2012 is the year of survey on which these classifications and rates are based. The next number, 007 in the example, is an internal number used in producing the

wage determination. 5/13/2014 indicates the survey completion date for the classifications and rates under that identifier.

Survey wage rates are not updated and remain in effect until a new survey is conducted.

Union Average Rate Identifiers

Classification(s) listed under the UAVG identifier indicate that no single majority rate prevailed for those classifications; however, 100% of the data reported for the classifications was union data. EXAMPLE: UAVG-OH-0010 08/29/2014. UAVG indicates that the rate is a weighted union average rate. OH indicates the state. The next number, 0010 in the example, is an internal number used in producing the wage determination. 08/29/2014 indicates the survey completion date for the classifications and rates under that identifier.

A UAVG rate will be updated once a year, usually in January of each year, to reflect a weighted average of the current negotiated/CBA rate of the union locals from which the rate is based.

WAGE DETERMINATION APPEALS PROCESS

1.) Has there been an initial decision in the matter? This can be:

- * an existing published wage determination
- * a survey underlying a wage determination
- * a Wage and Hour Division letter setting forth a position on a wage determination matter
- * a conformance (additional classification and rate) ruling

On survey related matters, initial contact, including requests for summaries of surveys, should be with the Wage and Hour National Office because National Office has responsibility for the Davis-Bacon survey program. If the response from this initial contact is not satisfactory, then the process described in 2.) and 3.) should be followed.

With regard to any other matter not yet ripe for the formal process described here, initial contact should be with the Branch of Construction Wage Determinations. Write to:

Branch of Construction Wage Determinations

Wage and Hour Division
U.S. Department of Labor
200 Constitution Avenue, N.W.
Washington, DC 20210

2.) If the answer to the question in 1.) is yes, then an interested party (those affected by the action) can request review and reconsideration from the Wage and Hour Administrator (See 29 CFR Part 1.8 and 29 CFR Part 7). Write to:

Wage and Hour Administrator
U.S. Department of Labor
200 Constitution Avenue, N.W.
Washington, DC 20210

The request should be accompanied by a full statement of the interested party's position and by any information (wage payment data, project description, area practice material, etc.) that the requestor considers relevant to the issue.

3.) If the decision of the Administrator is not favorable, an interested party may appeal directly to the Administrative Review Board (formerly the Wage Appeals Board). Write to:

Administrative Review Board
U.S. Department of Labor
200 Constitution Avenue, N.W.
Washington, DC 20210

4.) All decisions by the Administrative Review Board are final.

=====

END OF GENERAL DECISION"

"General Decision Number: TX20240253 01/12/2024

Superseded General Decision Number: TX20230253

State: Texas

Construction Type: Building

County: Harris County in Texas.

BUILDING CONSTRUCTION PROJECTS (does not include single family homes or apartments up to and including 4 stories).

Note: Contracts subject to the Davis-Bacon Act are generally required to pay at least the applicable minimum wage rate required under Executive Order 14026 or Executive Order 13658. Please note that these Executive Orders apply to covered contracts entered into by the federal government that are subject to the Davis-Bacon Act itself, but do not apply to contracts subject only to the Davis-Bacon Related Acts, including those set forth at 29 CFR 5.1(a)(1).

If the contract is entered into on or after January 30, 2022, or the contract is renewed or extended (e.g., an option is exercised) on or after January 30, 2022:	. Executive Order 14026 generally applies to the contract. . The contractor must pay all covered workers at least \$17.20 per hour (or the applicable wage rate listed on this wage determination, if it is higher) for all hours spent performing on the contract in 2024.
If the contract was awarded on or between January 1, 2015 and January 29, 2022, and the contract is not renewed or extended on or after January 30, 2022:	. Executive Order 13658 generally applies to the contract. . The contractor must pay all covered workers at least \$12.90 per hour (or the applicable wage rate listed on this wage determination, if it is higher) for all hours spent performing on that contract in 2024.

The applicable Executive Order minimum wage rate will be

adjusted annually. If this contract is covered by one of the Executive Orders and a classification considered necessary for performance of work on the contract does not appear on this wage determination, the contractor must still submit a conformance request.

Additional information on contractor requirements and worker protections under the Executive Orders is available at <http://www.dol.gov/whd/govcontracts>.

Modification Number	Publication Date
0	01/05/2024
1	01/12/2024

ASBE0022-009 07/03/2023

	Rates	Fringes
ASBESTOS WORKER/HEAT & FROST INSULATOR (Duct, Pipe and Mechanical System Insulation)....	\$ 28.35	16.02

BOIL0074-003 07/01/2023

	Rates	Fringes
BOILERMAKER.....	\$ 37.00	24.64

CARP0551-008 04/01/2021

	Rates	Fringes
CARPENTER (Excludes Acoustical Ceiling Installation, Drywall Hanging, Form Work and Metal Stud Installation).....	\$ 25.86	9.08

ELEC0716-005 08/29/2023

	Rates	Fringes
ELECTRICIAN (Excludes Low Voltage Wiring and Installation of Alarms).....	\$ 34.50	10.41

ELEV0031-003 01/01/2023

Rates	Fringes
-------	---------

ELEVATOR MECHANIC.....\$ 49.15 37.335+a+b

FOOTNOTES:

A. 6% under 5 years based on regular hourly rate for all hours worked. 8% over 5 years based on regular hourly rate for all hours worked.

B. Holidays: New Year's Day; Memorial Day; Independence Day; Labor Day; Thanksgiving Day; Friday after Thanksgiving Day; Christmas Day; and Veterans Day.

ENGI0450-002 04/01/2014

	Rates	Fringes
POWER EQUIPMENT OPERATOR		
Cranes.....	\$ 34.85	9.85

IRON0084-001 07/01/2023

	Rates	Fringes
IRONWORKER, STRUCTURAL.....	\$ 27.51	8.13

IRON0084-012 06/01/2023

	Rates	Fringes
GLAZIER.....	\$ 23.27	7.12
IRONWORKER, ORNAMENTAL.....	\$ 27.51	8.13

PLAS0783-001 04/01/2023

	Rates	Fringes
PLASTERER.....	\$ 31.34	10.30

PLUM0068-002 10/01/2023

	Rates	Fringes
PLUMBER.....	\$ 34.86	11.68

PLUM0211-010 10/01/2023

	Rates	Fringes
PIPEFITTER (Including HVAC		

Pipe Installation).....\$ 38.31 12.61

* SFTX0669-002 01/01/2024

	Rates	Fringes
SPRINKLER FITTER (Fire Sprinklers).....	\$ 34.60	23.88

SHEE0054-006 04/01/2020

	Rates	Fringes
SHEET METAL WORKER Excludes HVAC Unit Installation.....	\$ 29.70	13.85
HVAC Duct Installation Only.	\$ 29.70	13.85

* SUTX2014-029 07/21/2014

	Rates	Fringes
ACOUSTICAL CEILING MECHANIC.....	\$ 17.27	3.98
BRICKLAYER.....	\$ 18.87	0.00
CAULKER.....	\$ 15.36 **	0.00
CEMENT MASON/CONCRETE FINISHER...\$	13.93 **	0.00
DRYWALL FINISHER/TAPER.....\$	16.27 **	3.66
DRYWALL HANGER AND METAL STUD INSTALLER.....	\$ 17.44	3.93
ELECTRICIAN (Alarm Installation Only).....	\$ 17.97	3.37
ELECTRICIAN (Low Voltage Wiring Only).....	\$ 18.00	1.68
FLOOR LAYER: Carpet.....	\$ 20.00	0.00
FORM WORKER.....	\$ 12.77 **	0.00
INSULATOR - BATT.....	\$ 14.87 **	0.73
IRONWORKER, REINFORCING.....	\$ 12.14 **	0.00
LABORER: Common or General.....	\$ 11.76 **	0.00

LABORER: Mason Tender - Brick...	\$ 13.47 **	0.00
LABORER: Mason Tender - Cement/Concrete.....	\$ 10.48 **	0.00
LABORER: Pipelayer.....	\$ 12.94 **	0.00
LABORER: Roof Tearoff.....	\$ 11.28 **	0.00
LABORER: Landscape and Irrigation.....	\$ 9.52 **	0.00
LATHER.....	\$ 19.73	0.00
OPERATOR: Backhoe/Excavator/Trackhoe.....	\$ 13.94 **	0.00
OPERATOR: Bobcat/Skid Steer/Skid Loader.....	\$ 13.93 **	0.00
OPERATOR: Bulldozer.....	\$ 22.75	0.00
OPERATOR: Drill.....	\$ 16.22 **	0.34
OPERATOR: Forklift.....	\$ 16.00 **	0.00
OPERATOR: Grader/Blade.....	\$ 13.37 **	0.00
OPERATOR: Loader.....	\$ 13.55 **	0.94
OPERATOR: Mechanic.....	\$ 17.52	3.33
OPERATOR: Paver (Asphalt, Aggregate, and Concrete).....	\$ 16.03 **	0.00
OPERATOR: Roller.....	\$ 16.00 **	0.00
PAINTER (Brush, Roller and Spray), Excludes Drywall Finishing/Taping.....	\$ 17.24	4.41
ROOFER.....	\$ 15.40 **	0.00
SHEET METAL WORKER (HVAC Unit Installation Only).....	\$ 20.05	2.24
TILE FINISHER.....	\$ 12.00 **	0.00
TILE SETTER.....	\$ 16.17 **	0.00

TRUCK DRIVER: 1/Single Axle Truck.....	\$ 14.18 **	0.00
TRUCK DRIVER: Dump Truck.....	\$ 12.39 **	1.18
TRUCK DRIVER: Flatbed Truck.....	\$ 19.65	8.57
TRUCK DRIVER: Semi-Trailer Truck.....	\$ 12.50 **	0.00
TRUCK DRIVER: Water Truck.....	\$ 12.00 **	4.11
WATERPROOFER.....	\$ 14.39 **	0.00

WELDERS - Receive rate prescribed for craft performing operation to which welding is incidental.

=====

** Workers in this classification may be entitled to a higher minimum wage under Executive Order 14026 (\$17.20) or 13658 (\$12.90). Please see the Note at the top of the wage determination for more information. Please also note that the minimum wage requirements of Executive Order 14026 are not currently being enforced as to any contract or subcontract to which the states of Texas, Louisiana, or Mississippi, including their agencies, are a party.

Note: Executive Order (EO) 13706, Establishing Paid Sick Leave for Federal Contractors applies to all contracts subject to the Davis-Bacon Act for which the contract is awarded (and any solicitation was issued) on or after January 1, 2017. If this contract is covered by the EO, the contractor must provide employees with 1 hour of paid sick leave for every 30 hours they work, up to 56 hours of paid sick leave each year. Employees must be permitted to use paid sick leave for their own illness, injury or other health-related needs, including preventive care; to assist a family member (or person who is like family to the employee) who is ill, injured, or has other health-related needs, including preventive care; or for reasons resulting from, or to assist a family member (or person who is like family to the employee) who is a victim of, domestic violence, sexual assault, or stalking. Additional information on contractor requirements and worker protections under the EO is available at <https://www.dol.gov/agencies/whd/government-contracts>.

Unlisted classifications needed for work not included within

the scope of the classifications listed may be added after award only as provided in the labor standards contract clauses (29CFR 5.5 (a) (1) (iii)).

The body of each wage determination lists the classification and wage rates that have been found to be prevailing for the cited type(s) of construction in the area covered by the wage determination. The classifications are listed in alphabetical order of ""identifiers"" that indicate whether the particular rate is a union rate (current union negotiated rate for local), a survey rate (weighted average rate) or a union average rate (weighted union average rate).

Union Rate Identifiers

A four letter classification abbreviation identifier enclosed in dotted lines beginning with characters other than ""SU"" or ""UAVG"" denotes that the union classification and rate were prevailing for that classification in the survey. Example: PLUM0198-005 07/01/2014. PLUM is an abbreviation identifier of the union which prevailed in the survey for this classification, which in this example would be Plumbers. 0198 indicates the local union number or district council number where applicable, i.e., Plumbers Local 0198. The next number, 005 in the example, is an internal number used in processing the wage determination. 07/01/2014 is the effective date of the most current negotiated rate, which in this example is July 1, 2014.

Union prevailing wage rates are updated to reflect all rate changes in the collective bargaining agreement (CBA) governing this classification and rate.

Survey Rate Identifiers

Classifications listed under the ""SU"" identifier indicate that no one rate prevailed for this classification in the survey and the published rate is derived by computing a weighted average rate based on all the rates reported in the survey for that classification. As this weighted average rate includes all rates reported in the survey, it may include both union and non-union rates. Example: SULA2012-007 5/13/2014. SU indicates the rates are survey rates based on a weighted average calculation of rates and are not majority rates. LA indicates the State of Louisiana. 2012 is the year of survey on which these classifications and rates are based. The next number, 007

in the example, is an internal number used in producing the wage determination. 5/13/2014 indicates the survey completion date for the classifications and rates under that identifier.

Survey wage rates are not updated and remain in effect until a new survey is conducted.

Union Average Rate Identifiers

Classification(s) listed under the UAVG identifier indicate that no single majority rate prevailed for those classifications; however, 100% of the data reported for the classifications was union data. EXAMPLE: UAVG-OH-0010 08/29/2014. UAVG indicates that the rate is a weighted union average rate. OH indicates the state. The next number, 0010 in the example, is an internal number used in producing the wage determination. 08/29/2014 indicates the survey completion date for the classifications and rates under that identifier.

A UAVG rate will be updated once a year, usually in January of each year, to reflect a weighted average of the current negotiated/CBA rate of the union locals from which the rate is based.

WAGE DETERMINATION APPEALS PROCESS

1.) Has there been an initial decision in the matter? This can be:

- * an existing published wage determination
- * a survey underlying a wage determination
- * a Wage and Hour Division letter setting forth a position on a wage determination matter
- * a conformance (additional classification and rate) ruling

On survey related matters, initial contact, including requests for summaries of surveys, should be with the Wage and Hour National Office because National Office has responsibility for the Davis-Bacon survey program. If the response from this initial contact is not satisfactory, then the process described in 2.) and 3.) should be followed.

With regard to any other matter not yet ripe for the formal process described here, initial contact should be with the Branch of Construction Wage Determinations. Write to:

Branch of Construction Wage Determinations
Wage and Hour Division
U.S. Department of Labor
200 Constitution Avenue, N.W.
Washington, DC 20210

2.) If the answer to the question in 1.) is yes, then an interested party (those affected by the action) can request review and reconsideration from the Wage and Hour Administrator (See 29 CFR Part 1.8 and 29 CFR Part 7). Write to:

Wage and Hour Administrator
U.S. Department of Labor
200 Constitution Avenue, N.W.
Washington, DC 20210

The request should be accompanied by a full statement of the interested party's position and by any information (wage payment data, project description, area practice material, etc.) that the requestor considers relevant to the issue.

3.) If the decision of the Administrator is not favorable, an interested party may appeal directly to the Administrative Review Board (formerly the Wage Appeals Board). Write to:

Administrative Review Board
U.S. Department of Labor
200 Constitution Avenue, N.W.
Washington, DC 20210

4.) All decisions by the Administrative Review Board are final.

=====

END OF GENERAL DECISION"



West Park MUD

Storm Water Management Program

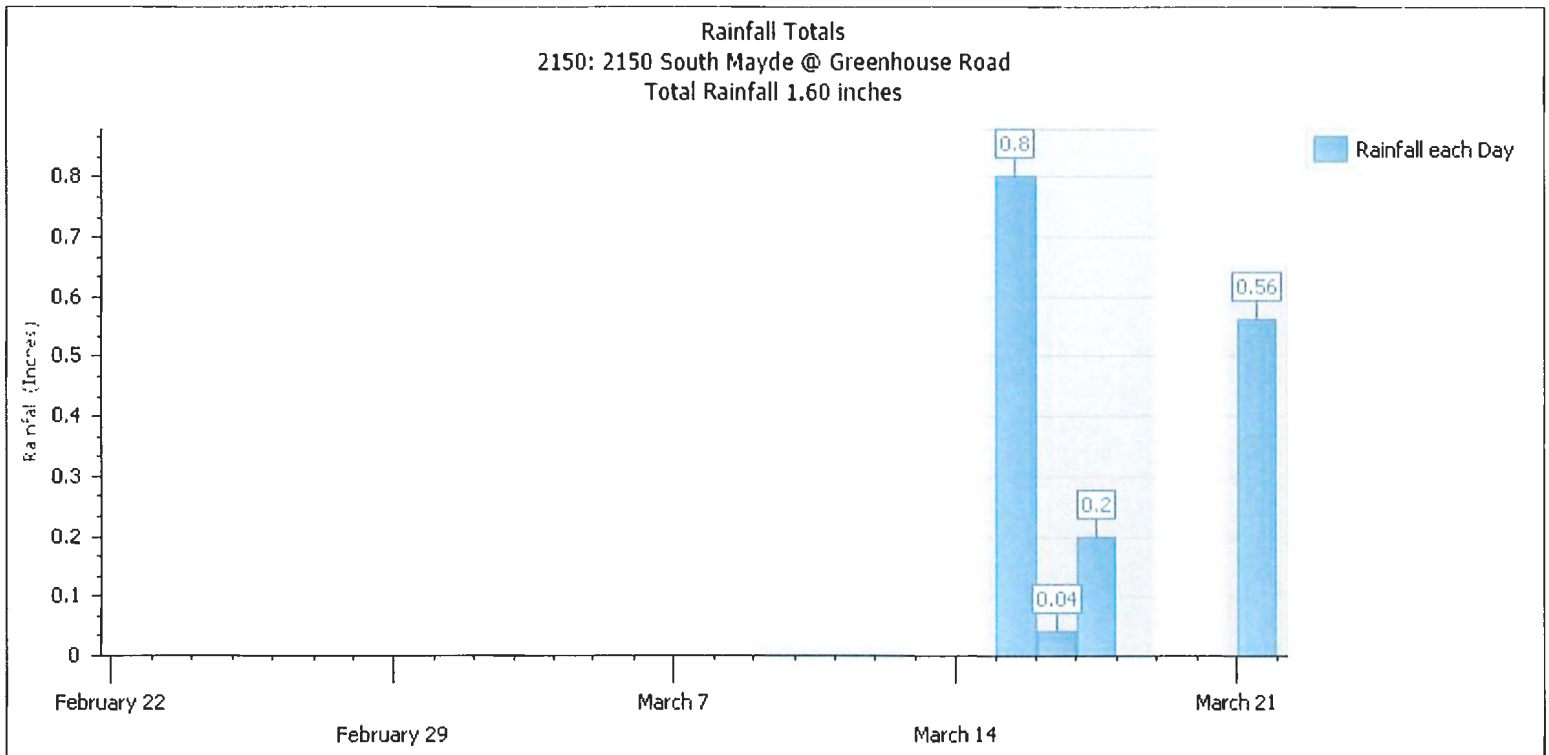
March 2024

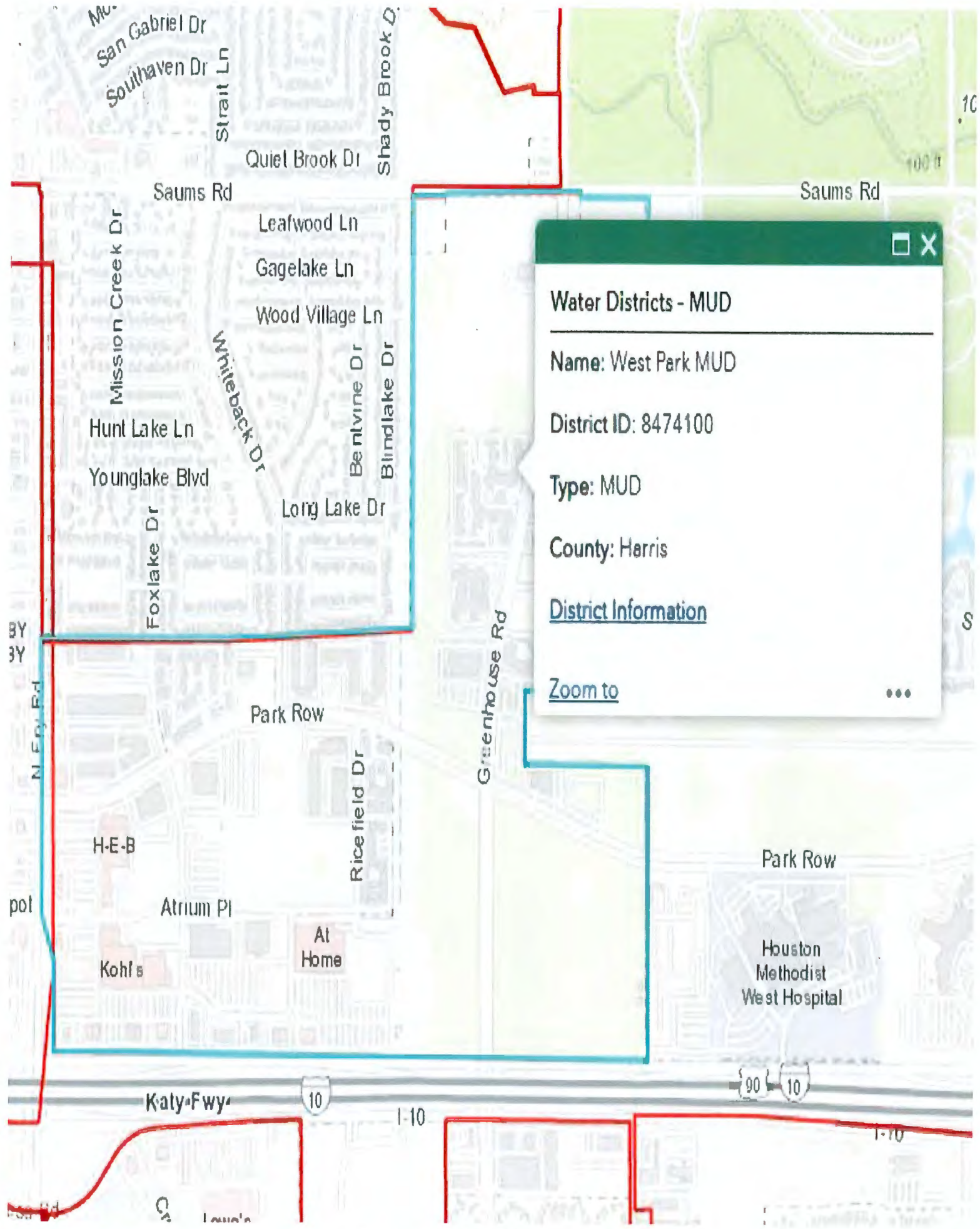


Sarah Valladares 281-910-9051 svalladares@swstx.com

1. Services:
 - a. West Park MUD Basins A-D
 - i. Monthly fine mowing and hand work performed
 - b. West Park MUD WWTP
 - i. Monthly fine mowing and hand work performed
 - c. West Park Preserve
 - i. Monthly inspection of inlets
2. Discussion
 - a. West Park Preserve Inlets: Concerns with how heavy the grates are
3. Proposed Action Items
 - a. None

Rainfall Data





Water Districts - MUD

Name: West Park MUD

District ID: 8474100

Type: MUD

County: Harris

[District Information](#)

[Zoom to](#) ⋮

West Park MUD Overall Map

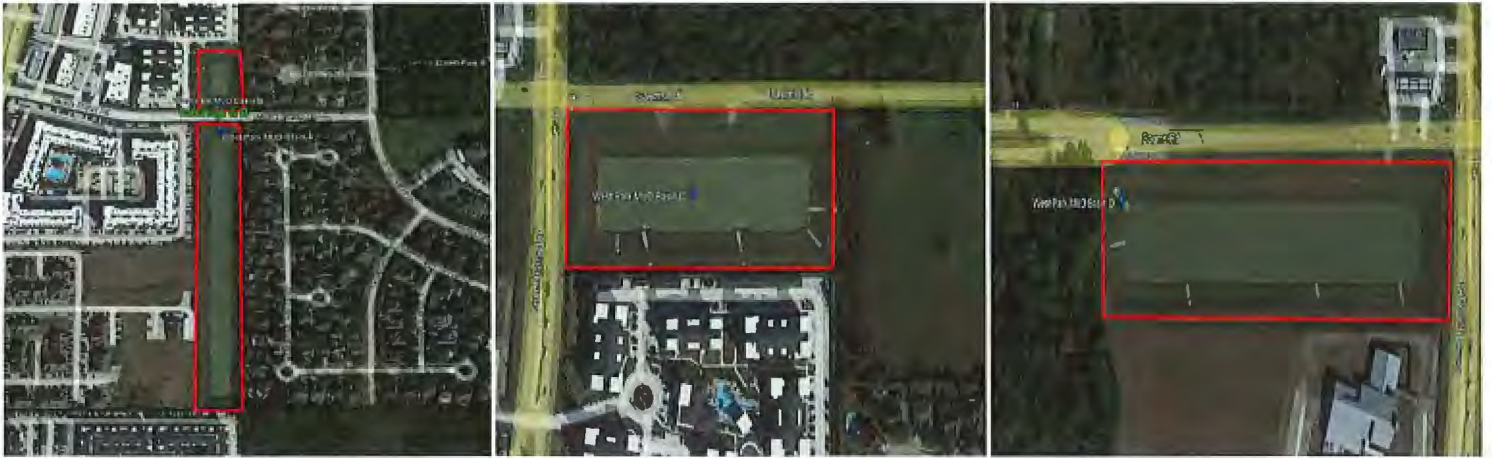
Basins A, B, C & D



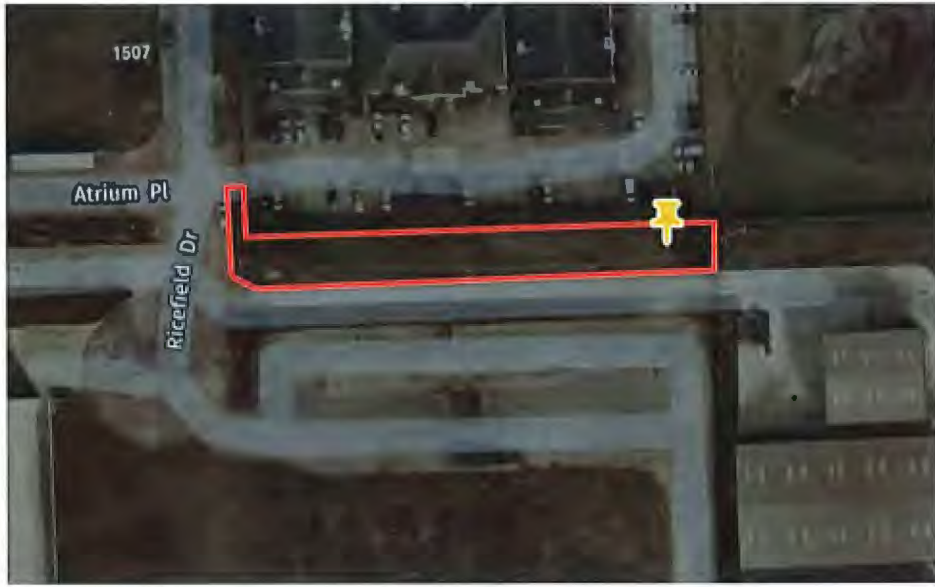
Basins A, B, C & D



Basins A, B, C & D



WWTP



23 feb 2024 3:53:31 p.m.
19321 Park Row Drive
Houston
Harris County
Texas



23 feb 2024 3:53:46 p.m.
19321 Park Row Drive
Houston
Harris County
Texas



23 feb 2024 3:53:46 p.m.
19321 Park Row Drive
Houston
Harris County
Texas



23 feb 2024 3:53:50 p.m.
19321 Park Row Drive
Houston
Harris County
Texas

West Park Preserve Inlets



ROOTED IN PROTECTION: GROW STABILITY IN STORM WATER PONDS

Fertility for Stability:

Erosion Control

Enhancing soil fertility through fertilization and overseeding is key to long-term erosion control.



Lush Grasses: Enhanced Absorption

Lush grasses improve runoff absorption and filtration, safeguarding against erosion.



Buffer Zones: Sediment Control

A well-maintained vegetative buffer is crucial for preventing sediment loss and maintaining clarity



Cost Savings

Investing in the health of bank vegetation avoids high repair expenses by ensuring stability.

Lets talk about your Maintenance needs today!

281-587-5900
www.swstx.com





**MUNICIPAL ACCOUNTS
& CONSULTING, L.P.**

Bookkeeper's Report | March 25, 2024

West Park Municipal Utility District



WEBSITE

www.municipalaccounts.com



ADDRESS

1281 Britmoore Road
Houston, Texas 77043



CONTACT

Phone: 713.623.4539
Fax: 713.629.6859



West Park Municipal Utility District

BOOKKEEPER'S REPORT | 03/25/2024



Spotlight On Wholesale Water Providers

In the State of Texas, Groundwater Reduction Plans, Conservation Districts and River & Water Authorities, have been created to assist in converting the area within their boundaries from using groundwater to predominantly surface water in order to combat subsidence and to protect aquifers and natural water resources. These providers acquire, develop and deliver a long-term supply of potable surface water to their users. Their primary assignment is to develop and implement a strategy that requires a reduction in groundwater usage & promotes conservation. In general, these providers are not taxing entities, as such, funding for the future water supply, and the infrastructure through which to deliver it, is being accomplished through the sale of revenue bonds, and paid for by revenues generated by groundwater pumpage fees and surface water sales. Over the last 10 years, these fees have become one of the largest expenses of Special Purpose Districts.

Provider water costs per 1,000 gallons

West Harris County Regional Water Authority	Central Harris County Regional Water Authority	City of Houston GRP- Average Rate	North Harris County Regional Water Authority
Pumped Water \$3.95	Pumped Water \$3.26	Pumped Water \$3.29	Pumped Water \$3.60
Surface Water \$4.35	Surface Water \$3.60	Surface Water \$0.00	Surface Water \$4.05

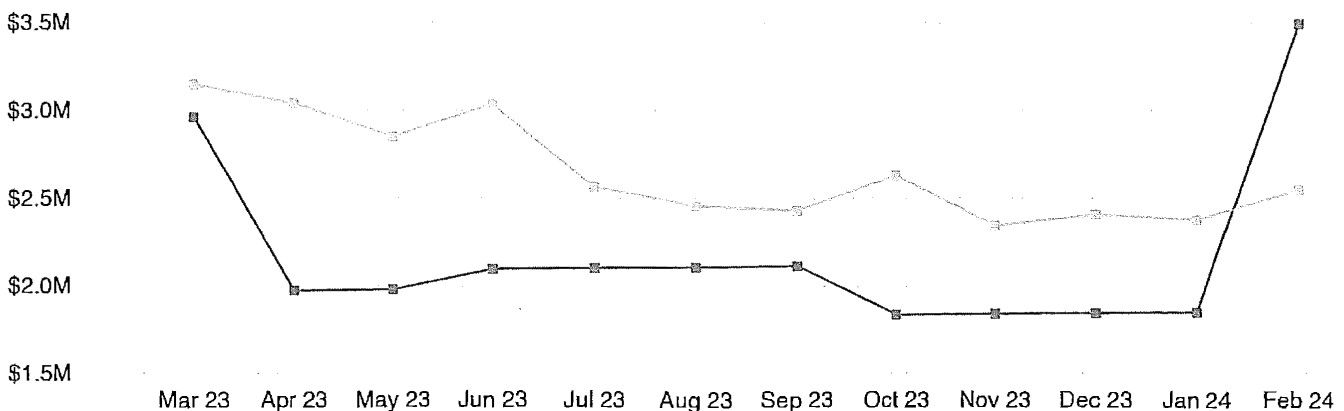
*Water costs are the latest available rates from the individual Providers.

Account Balance | As of 03/25/2024

General Operating	Debt Service
\$3,496,378	\$3,496,532

Total For All Accounts: \$6,992,910

Account Balance By Month | March 2023 - February 2024



Monthly Financial Summary - General Operating Fund

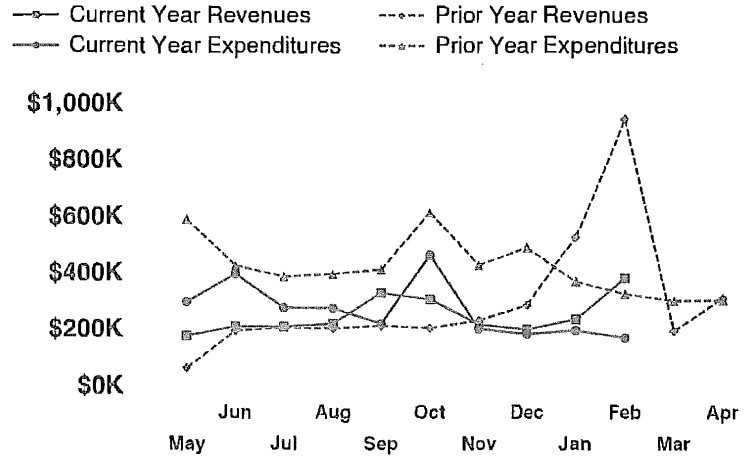
West Park MUD - GOF



Account Balance Summary

Balance as of 02/27/2024	\$2,393,425
Receipts	1,655,196
Disbursements	(552,244)
Balance as of 03/25/2024	\$3,496,378

Overall Revenues & Expenditures By Month (Year to Date)



February 2024

Revenues

Actual	Budget	Over/(Under)
\$385,565	\$1,273,898	(\$888,333)

Expenditures

Actual	Budget	Over/(Under)
\$172,287	\$166,059	\$6,228

May 2023 - February 2024 (Year to Date)

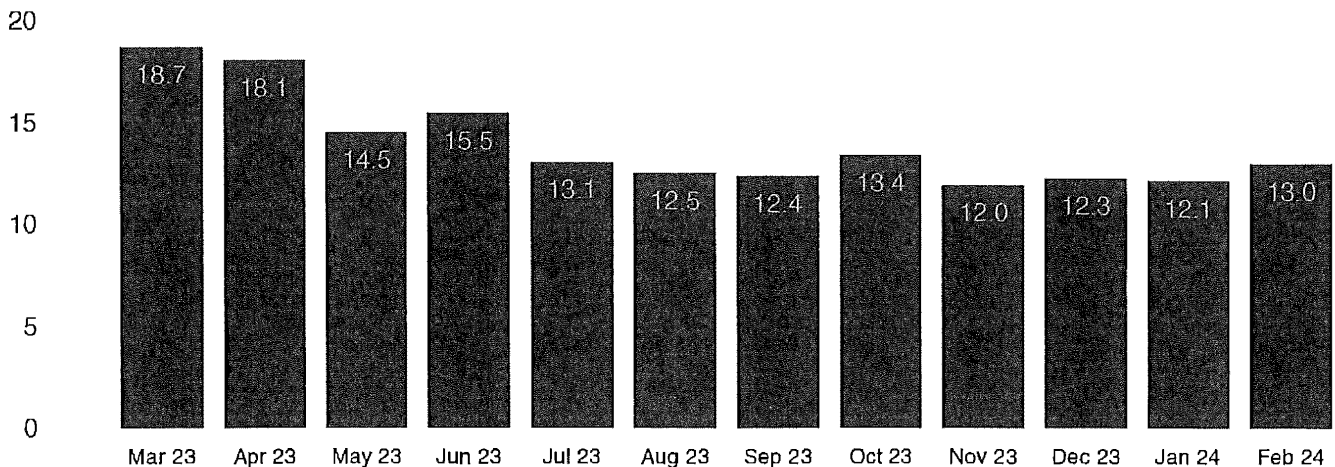
Revenues

Actual	Budget	Over/(Under)
\$2,511,445	\$3,366,539	(\$855,094)

Expenditures

Actual	Budget	Over/(Under)
\$2,702,801	\$1,881,811	\$820,989

Operating Fund Reserve Coverage Ratio (In Months)



Cash Flow Report - Checking Account

West Park MUD - GOF



Number	Name	Memo	Amount	Balance
Balance as of 02/27/2024				\$34,474.90
Receipts				
	Transfer From Money Market		50,000.00	
	H2O Innovation - Reimbursement		32,100.00	
	Transfer From Central Bank Operator Account		170,870.09	
	City of Houston Sales Tax Rebate		78,733.90	
Total Receipts				\$331,703.99
Disbursements				
6551	Cavallo Energy Texas, LLC	Utility Expense	(6,712.42)	
6585	West Harris County Regional Water Auth	Pumpage Fees	(240.95)	
6609	Marks Richardson PC	Legal Fees	(4,729.27)	
6612	Arthur J. Gallagher & Co.	Annual Insurance Premium	(50,733.00)	
6613	Texas Mutual Insurance Company	Annual Insurance Premium	(400.00)	
6614	Howard Brock Hudson	Fees of Office 3/25/2024	(204.09)	
6615	Michael F. Dignam	Fees of Office 3/25/2024	(204.09)	
6616	Natalie Garza	Fees of Office 3/25/2024	(204.09)	
6617	William Bryant Patrick	Fees of Office 3/25/2024	(204.09)	
6618	Amrit Singh	Security Patrol	(2,400.00)	
6619	Brynisha Owens-Gage	Security Patrol	(600.00)	
6620	David Alaniz	Security Patrol	(1,000.00)	
6621	Devin Win	Security Patrol	(1,400.00)	
6622	Luis S. Lopez	Security Patrol	(1,000.00)	
6623	Marcus Suarez	Security Patrol	(1,200.00)	
6624	Mitchell Hutter	Security Patrol	(560.00)	
6625	Navdeep Nijjar	Security Patrol	(200.00)	
6626	Shane Wyrick	Security Patrol	(2,400.00)	
6627	Simon Ramirez	Security Patrol	(1,560.00)	
6628	H2O Innovation	Maintenance & Operations	(120,943.01)	
6629	Enverus	Title Certificates	(75.00)	
6630	IDS Engineering Group, Inc	Engineering Fees	(25,188.72)	
6631	Marks Richardson PC	Legal Fees	(7,403.90)	
6632	Municipal Accounts & Consulting, LP	Bookkeeping Fees	(4,626.37)	
6633	SentriForce	Security Cameras	(2,345.00)	
6634	Storm Water Solutions, LLC	Mowing Expense	(1,960.00)	
6635	Touchstone District Services, LLC	Website Hosting	(494.50)	
6636	B & A Municipal Tax Service, LLC	Sales Tax Audit	(2,000.00)	
6637	B & A Municipal Tax Service, LLC	SB2 & HB 1154 Compliance Updates	(375.00)	
6638	Champion Energy Services	Utility Expense	0.00	
6639	West Harris County Regional Water Auth	Pumpage Fees	0.00	
Bank Fees	Central Bank	Service Charge	(5.00)	

Cash Flow Report - Checking Account

West Park MUD - GOF



Number	Name	Memo	Amount	Balance
Disbursements				
Wire	Texas Class	Transfer to Money Market	(90,000.00)	
Total Disbursements				(\$331,368.50)
Balance as of 03/25/2024				\$34,810.39

Cash Flow Report - Operator Account

West Park MUD - GOF



Number	Name	Memo	Amount	Balance
Balance as of 02/27/2024				\$4,995.00
Receipts				
	Accounts Receivable		170,875.09	
Total Receipts				\$170,875.09
Disbursements				
Bank Fees	Central Bank	Service Charge	(5.00)	
Sweep	Central Bank	Transfer To Central Bank Checking	(170,870.09)	
Total Disbursements				(\$170,875.09)
Balance as of 03/25/2024				\$4,995.00

Actual vs. Budget Comparison

West Park MUD - GOF



	February 2024			May 2023 - February 2024			Annual Budget
	Actual	Budget	Over/ (Under)	Actual	Budget	Over/ (Under)	
Revenues							
Water Revenue							
14101 Water- Customer Service Revenue	33,604	34,605	(1,002)	378,477	388,702	(10,225)	457,900
14102 WHCRWA - Pumpage Fee	43,497	50,666	(7,169)	597,694	561,575	36,119	663,200
14104 Pumpage Credits	11,288	11,288	0	112,880	112,880	0	135,456
14106 TCEQ - Water	151	175	(24)	1,683	1,750	(67)	2,100
Total Water Revenue	88,540	96,734	(8,194)	1,090,734	1,064,907	25,827	1,258,656
Wastewater Revenue							
14201 Wastewater-Customer Service Rev	30,760	29,883	877	289,913	298,833	(8,921)	358,600
14203 Grease Trap Inspection Fees	575	475	100	5,650	4,750	900	5,700
14206 TCEQ - Wastewater	151	175	(24)	1,683	1,750	(67)	2,100
Total Wastewater Revenue	31,486	30,533	953	297,246	305,333	(8,087)	366,400
Property Tax Revenue							
14301 Maintenance Tax Collections	163,909	1,077,389	(913,480)	164,041	1,244,053	(1,080,012)	1,250,000
Total Property Tax Revenue	163,909	1,077,389	(913,480)	164,041	1,244,053	(1,080,012)	1,250,000
Sales Tax Revenue							
14401 City Tax Rebate	60,636	56,321	4,315	564,656	522,337	42,319	715,000
Total Sales Tax Revenue	60,636	56,321	4,315	564,656	522,337	42,319	715,000
Tap Connection Revenue							
14501 Tap Connections	0	0	0	219,212	100,700	118,512	100,700
Total Tap Connection Revenue	0	0	0	219,212	100,700	118,512	100,700
Administrative Revenue							
14702 Penalties & Interest	2,691	1,167	1,524	14,577	11,667	2,911	14,000
Total Administrative Revenue	2,691	1,167	1,524	14,577	11,667	2,911	14,000
Interest Revenue							
14801 Interest Earned on Checking	0	150	(150)	0	1,500	(1,500)	1,800
14802 Interest Earned on Temp. Invest	6,202	11,542	(5,340)	101,350	115,417	(14,067)	138,500
Total Interest Revenue	6,202	11,692	(5,490)	101,350	116,917	(15,567)	140,300
Other Revenue							
15801 Miscellaneous Income	0	63	(63)	554	625	(71)	750
15802 Insurance Claim	0	0	0	26,975	0	26,975	0
Total Other Revenue	0	63	(63)	27,529	625	26,904	750
Total Revenues	353,465	1,273,898	(920,433)	2,479,345	3,366,539	(887,194)	3,845,806

Actual vs. Budget Comparison

West Park MUD - GOF



	February 2024			May 2023 - February 2024			Annual Budget
	Actual	Budget	Over/ (Under)	Actual	Budget	Over/ (Under)	
Expenditures							
Water Service							
16102 Operations - Water	1,250	750	500	10,500	7,500	3,000	9,000
16105 Maintenance & Repairs - Water	40,125	12,383	27,741	159,691	123,833	35,858	148,600
16107 Chemicals - Water	1,974	3,883	(1,909)	51,563	38,833	12,729	46,600
16108 Lab Fees - Water	1,049	1,225	(176)	11,580	12,250	(670)	14,700
16109 Mowing - Water	2,791	3,000	(209)	24,642	30,000	(5,358)	36,000
16110 Utilities - Water	6,976	8,042	(1,065)	89,363	80,417	8,947	96,500
16114 Telephone Expense - Water	74	83	(10)	706	833	(127)	1,000
16116 Permit Expense - Water	0	0	0	7,505	7,600	(95)	7,600
16118 WHCRWA Pumpage Fee	2,504	49,328	(46,824)	953,625	629,123	324,502	798,656
16119 Service Account Collection	10	8	2	80	83	(3)	100
Total Water Service	56,754	78,703	(21,949)	1,309,255	930,473	378,782	1,158,756
Wastewater Service							
16202 Operations - Wastewater	1,250	750	500	10,500	7,500	3,000	9,000
16205 Maint & Repairs - Wastewater	34,307	21,250	13,057	226,881	212,500	14,381	255,000
16207 Chemicals - Wastewater	7,889	7,483	405	69,972	74,833	(4,861)	89,800
16208 Lab Fees - Wastewater	0	3,100	(3,100)	27,371	31,000	(3,629)	37,200
16209 Mowing - Wastewater	703	708	(6)	6,334	7,083	(750)	8,500
16210 Utilities - Wastewater	3,598	3,042	556	42,641	30,417	12,224	36,500
16212 Sludge Removal	0	7,442	(7,442)	92,540	74,417	18,124	89,300
16214 Telephone Expense - Wastewater	37	42	(5)	918	417	501	500
Total Wastewater Service	47,783	43,817	3,966	477,157	438,167	38,990	525,800
Garbage Service							
16301 Garbage Expense	3,778	1,650	2,128	16,946	16,500	446	19,800
Total Garbage Service	3,778	1,650	2,128	16,946	16,500	446	19,800
Storm Water Quality							
16404 Mowing - Basins A-D	1,485	2,252	(767)	47,794	22,517	25,277	27,020
Total Storm Water Quality	1,485	2,252	(767)	47,794	22,517	25,277	27,020
Tap Connection							
16501 Tap Connection Expense	(32,100)	0	(32,100)	117,908	40,000	77,908	40,000
16502 Inspection Expense	1,000	558	442	7,405	5,583	1,822	6,700
Total Tap Connection	(31,100)	558	(31,658)	125,313	45,583	79,730	46,700
Parks & Recreation Service							
16601 Parks Maintenance	0	6,667	(6,667)	77,682	66,667	11,015	80,000
16603 Mowing - Park Site	225	195	30	450	1,950	(1,500)	2,340
16605 Mowing - I-10 Frontage Road	885	1,000	(115)	7,723	10,000	(2,277)	12,000
16608 Utilities - Park	37	208	(171)	429	2,083	(1,654)	2,500

Actual vs. Budget Comparison

West Park MUD - GOF



	February 2024			May 2023 - February 2024			Annual Budget
	Actual	Budget	Over/ (Under)	Actual	Budget	Over/ (Under)	
Expenditures							
Total Parks & Recreation Service	1,147	8,070	(6,923)	86,284	80,700	5,584	96,840
Administrative Service							
16701 Administrative Fees	408	142	266	1,888	1,417	471	1,700
16703 Legal Fees	6,649	6,000	649	57,920	60,000	(2,080)	72,000
16704 Legal Fees - Enforcement Matter	0	417	(417)	10,359	4,167	6,192	5,000
16705 Auditing Fees	0	0	0	23,900	23,300	600	23,300
16706 Engineering Fees	4,741	6,667	(1,925)	120,589	66,667	53,922	80,000
16709 Election Expense	0	0	0	0	0	0	10,000
16710 Website Hosting	495	429	65	5,917	4,292	1,626	5,150
16712 Bookkeeping Fees	4,326	3,710	616	51,664	45,580	6,084	53,000
16713 Legal Notices & Other Publ.	0	0	0	982	0	982	0
16714 Printing & Office Supplies	777	483	294	4,790	4,833	(43)	5,800
16715 Filing Fees	0	42	(42)	328	417	(89)	500
16716 Delivery Expense	51	33	18	614	333	281	400
16717 Postage	190	183	7	1,533	1,833	(300)	2,200
16718 Insurance & Surety Bond	0	0	0	0	0	0	48,500
16723 Travel Expense	18	17	1	159	167	(8)	200
16725 B&A Sales Tax Audit	2,000	0	2,000	8,000	6,000	2,000	8,000
16729 Senate Bill 2 Compliance	375	375	0	3,750	3,750	0	4,500
16731 Arbitrage Expense	0	0	0	0	0	0	6,500
16732 Security Patrol	13,320	8,750	4,570	119,060	87,500	31,560	105,000
Total Administrative Service	33,349	27,248	6,102	411,453	310,255	101,198	431,750
Security Service							
16801 Security Expense	2,345	2,345	0	16,718	23,450	(6,732)	28,140
Total Security Service	2,345	2,345	0	16,718	23,450	(6,732)	28,140
Payroll Expense							
17101 Payroll Expenses	884	750	134	7,601	7,500	101	9,000
17102 Payroll Tax Expense	68	83	(16)	581	833	(252)	1,000
Total Payroll Expense	952	833	118	8,182	8,333	(151)	10,000
Other Expense							
17802 Miscellaneous Expense	475	583	(108)	17,110	5,833	11,276	7,000
Total Other Expense	475	583	(108)	17,110	5,833	11,276	7,000
Total Expenditures	116,968	166,059	(49,090)	2,516,212	1,881,811	634,401	2,351,806
Total Revenues (Expenditures)	236,496	1,107,839	(871,343)	(36,867)	1,484,727	(1,521,594)	1,494,000

Actual vs. Budget Comparison

West Park MUD - GOF



	February 2024			May 2023 - February 2024			Annual Budget
	Actual	Budget	Over/ (Under)	Actual	Budget	Over/ (Under)	
Other Expenditures							
Capital Outlay							
17901 Capital Outlay	23,218	0	23,218	73,193	0	73,193	0
17908 Capital Outlay -Park Facilities	0	0	0	81,296	0	81,296	0
17910 CO - Fence Project	0	0	0	0	0	0	350,000
Total Capital Outlay	<u>23,218</u>	<u>0</u>	<u>23,218</u>	<u>154,489</u>	<u>0</u>	<u>154,489</u>	<u>350,000</u>
Total Other Expenditures	<u>23,218</u>	<u>0</u>	<u>23,218</u>	<u>154,489</u>	<u>0</u>	<u>154,489</u>	<u>350,000</u>
Total Other Revenues (Expenditures)	<u>(23,218)</u>	<u>0</u>	<u>(23,218)</u>	<u>(154,489)</u>	<u>0</u>	<u>(154,489)</u>	<u>(350,000)</u>
Excess Revenues (Expenditures)	<u>213,278</u>	<u>1,107,839</u>	<u>(894,561)</u>	<u>(191,356)</u>	<u>1,484,727</u>	<u>(1,676,083)</u>	<u>1,144,000</u>

Balance Sheet as of 02/29/2024

West Park MUD - GOF



Assets	
Bank	
11101 Cash in Bank	\$231,578
11102 Operator	4,995
Total Bank	<u>\$236,573</u>
Investments	
11201 Time Deposits	\$2,310,157
Total Investments	<u>\$2,310,157</u>
Receivables	
11301 Accounts Receivable	\$122,124
11303 Maintenance Tax Receivable	50,336
11305 Accrued Interest	12,539
11306 Due from City of Houston	107,885
Total Receivables	<u>\$292,883</u>
Interfund Receivables	
11401 Due From Capital Projects	\$51,058
11403 Due From Tax Account	(6,478)
Total Interfund Receivables	<u>\$44,580</u>
Total Assets	<u><u>\$2,884,194</u></u>
Liabilities & Equity	
Liabilities	
Accounts Payable	
12101 Accounts Payable	\$105,500
12102 Payroll Liabilities	237
Total Accounts Payable	<u>\$105,736</u>
Deferrals	
12504 Deferred Inflows	\$50,336
Total Deferrals	<u>\$50,336</u>
Deposits	
12601 Customer Meter Deposits	\$324,205
12602 Deposits - Other	6,086
Total Deposits	<u>\$330,291</u>
Total Liabilities	<u><u>\$486,363</u></u>
Equity	
Unassigned Fund Balance	
13101 Unassigned Fund Balance	\$2,589,186
Total Unassigned Fund Balance	<u>\$2,589,186</u>
Net Income	<u>(\$191,356)</u>
Total Equity	<u><u>\$2,397,830</u></u>

Balance Sheet as of 02/29/2024

West Park MUD - GOF



Total Liabilities & Equity

\$2,884,194

District Debt Summary as of 03/25/2024

West Park MUD - DSF



		WATER, SEWER, DRAINAGE	PARK/ROAD/OTHER	REFUNDING
Total \$ Authorized		Authorized	Authorized	Authorized
\$93.47M		\$83.57M	\$9.90M	\$25.45M
Total \$ Issued		Issued	Issued	Issued
\$38.05M		\$38.05M	N/A	\$6.79M
Yrs to Mat	Rating	\$ Available To Issue	\$ Available To Issue	\$ Available To Issue
15	AA	\$45.52M	\$9.90M	\$18.66M

*Actual 'Outstanding' Refunding Bonds issued below may differ from the 'Issued' total above pursuant to Chapter 1207, Texas Government Code.

Outstanding Debt Breakdown

Series Issued	Original Bonds Issued	Maturity Date	Principal Outstanding
2022 - Refunding	\$4,015,000	2031	\$3,630,000
2016A - Refunding	\$8,615,000	2037	\$7,545,000
2016 - WS&D	\$14,280,000	2039	\$10,355,000
Total	\$26,910,000		\$21,530,000

District Debt Schedule

West Park MUD - DSF



Paying Agent	Series	Principal	Interest	Total
Bank of New York	2022 - Refunding	\$395,000.00	\$55,575.00	\$450,575.00
Bank of New York	2016A - Refunding	\$225,000.00	\$106,381.25	\$331,381.25
Bank of New York	2016 - WS&D	\$590,000.00	\$132,787.50	\$722,787.50
Total Due 05/01/2024		\$1,210,000.00	\$294,743.75	\$1,504,743.75

Paying Agent	Series	Principal	Interest	Total
Bank of New York	2022 - Refunding	\$0.00	\$47,675.00	\$47,675.00
Bank of New York	2016A - Refunding	\$0.00	\$103,006.25	\$103,006.25
Bank of New York	2016 - WS&D	\$0.00	\$126,887.50	\$126,887.50
Total Due 11/01/2024		\$0.00	\$277,568.75	\$277,568.75

Investment Profile as of 03/25/2024

West Park MUD

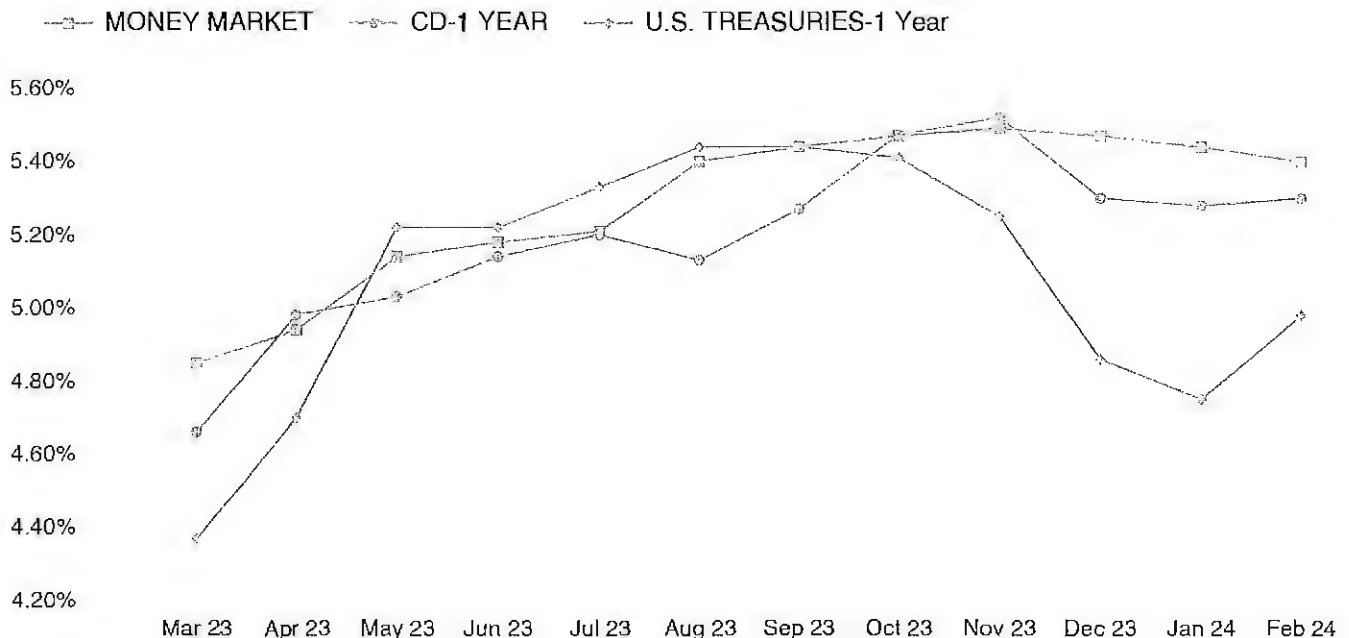


General Operating Fund	Capital Projects Fund	Debt Service Fund	Other Funds
Funds Available to Invest \$3,496,378	Funds Available to Invest N/A	Funds Available to Invest \$3,496,532	Funds Available to Invest N/A
Funds Invested \$3,456,573	Funds Invested N/A	Funds Invested \$3,496,532	Funds Invested N/A
Percent Invested 99%	Percent Invested N/A	Percent Invested 100%	Percent Invested N/A

Term	Money Market	Term	Certificate of Deposit	Term	U.S. Treasuries
On Demand	5.39%	180 Days	5.42%	180 Days	5.32%
		270 Days	5.37%	270 Days	5.32%
		1 Yr	5.28%	1 Yr	5.05%
		13 Mo	5.13%	13 Mo	N/A
		18 Mo	4.20%	18 Mo	5.05%
		2 Yr	1.91%	2 Yr	4.72%

*Rates are based on the most current quoted rates and are subject to change daily.

Investment Rates Over Time (By Month) | March 2023 - February 2024



Account Balance as of 03/25/2024

West Park MUD - Investment Detail



FUND: General Operating

Financial Institution (Acct Number)	Issue Date	Maturity Date	Interest Rate	Account Balance	Notes
Certificates of Deposit					
FRONTIER BANK (XXXX2085)	06/27/2023	06/26/2024	5.00%	235,000.00	
CADENCE BANK (XXXX3119)	12/07/2023	10/02/2024	5.50%	235,000.00	
VERITEX COMMUNITY BANK (XXXX0254)	11/13/2023	11/12/2024	5.54%	235,000.00	
THIRD COAST BANK, SSB (XXXX8371)	12/17/2023	12/16/2024	5.50%	235,000.00	
Money Market Funds					
TEXAS CLASS (XXXX0001)	10/01/2008		5.46%	2,516,572.71	
Checking Account(s)					
CENTRAL BANK - CHECKING (XXXX6877)			0.00%	34,810.39	Checking Account
CENTRAL BANK - CHECKING (XXXX5248)			0.00%	4,995.00	Operator
Totals for General Operating Fund				\$3,496,378.10	

FUND: Debt Service

Financial Institution (Acct Number)	Issue Date	Maturity Date	Interest Rate	Account Balance	Notes
Certificates of Deposit					
VERITEX COMM. BANK - DEBT (XXXX4191)	06/24/2023	06/24/2024	5.34%	235,000.00	
FRONTIER BANK - DEBT (XXXX1858)	06/27/2023	06/26/2024	5.00%	235,000.00	
WALLIS BANK-DEBT (XXXX1626)	10/16/2023	10/18/2024	5.65%	235,000.00	
Money Market Funds					
TEXAS CLASS (XXXX0002)	10/01/2008		5.46%	2,791,531.74	
Totals for Debt Service Fund				\$3,496,531.74	
Grand Total for West Park MUD :				\$6,992,909.84	

Cash Flow Forecast

West Park MUD

	4/24	4/25	4/26	4/27	4/28
Assessed Value	\$822,147,698	\$822,147,698	\$822,147,698	\$822,147,698	\$822,147,698
Maintenance Tax Rate	\$0.160	\$0.160	\$0.160	\$0.160	\$0.160
Maintenance Tax	\$1,302,282	\$1,302,282	\$1,302,282	\$1,302,282	\$1,302,282
Change in City of Houston Rebate		1.00%	1.00%	1.00%	1.00%
% Change in Water Rate		5.00%	5.00%	5.00%	5.00%
% Change in Wastewater Rate		5.00%	5.00%	5.00%	5.00%
% Change in WHCRWA		10.00%	10.00%	10.00%	10.00%
% Change in Expenses		5.00%	5.00%	5.00%	5.00%

Beginning Cash Balance 4/30/23	\$3,042,256	\$3,927,039	\$5,397,148	\$6,255,496	\$7,725,717
--------------------------------	-------------	-------------	-------------	-------------	-------------

Revenues

Maintenance Tax	\$1,250,000	\$1,302,282	\$1,302,282	\$1,302,282	\$1,302,282
City of Houston Rebate	715,000	722,150	729,372	736,665	744,032
Water Revenue	457,900	480,795	504,835	530,076	556,580
Wastewater Revenue	358,600	376,530	395,357	415,124	435,881
WHCRWA Revenue	663,200	729,520	802,472	882,719	970,991
Other	401,106	421,161	442,219	464,330	487,547
Total Revenues	\$3,845,806	\$4,032,438	\$4,176,536	\$4,331,198	\$4,497,313

Expenses

WHCRWA	\$798,656	\$878,522	\$966,374	\$1,063,011	\$1,169,312
Other Expenses	1,553,150	1,630,808	1,712,348	1,797,965	1,887,864
Total Expenses	\$2,351,806	\$2,509,329	\$2,678,722	\$2,860,976	\$3,057,176
Net Surplus	\$1,494,000	\$1,523,109	\$1,497,814	\$1,470,221	\$1,440,137

Capital Outlay

Capital Outlay - Fence Project	\$350,000	\$0	\$0	\$0	\$0
Water Plant 1	104,717	0	0	0	576,917
Water Plant 2	0	0	623,117	0	116,917
WWTP 1	154,500	0	16,350	0	0
Interconnects	0	53,000	0	0	0
Total Capital Outlay	\$609,217	\$53,000	\$639,467	\$0	\$693,834
Construction Surplus	\$0	\$0	\$0	\$0	\$0
Ending Cash Balance	\$3,927,039	\$5,397,148	\$6,255,496	\$7,725,717	\$8,472,020

Operating Reserve % of Exp

Percentage	167%	215%	234%	270%	277%
Number of Months	20	26	28	32	33

Bond Authority

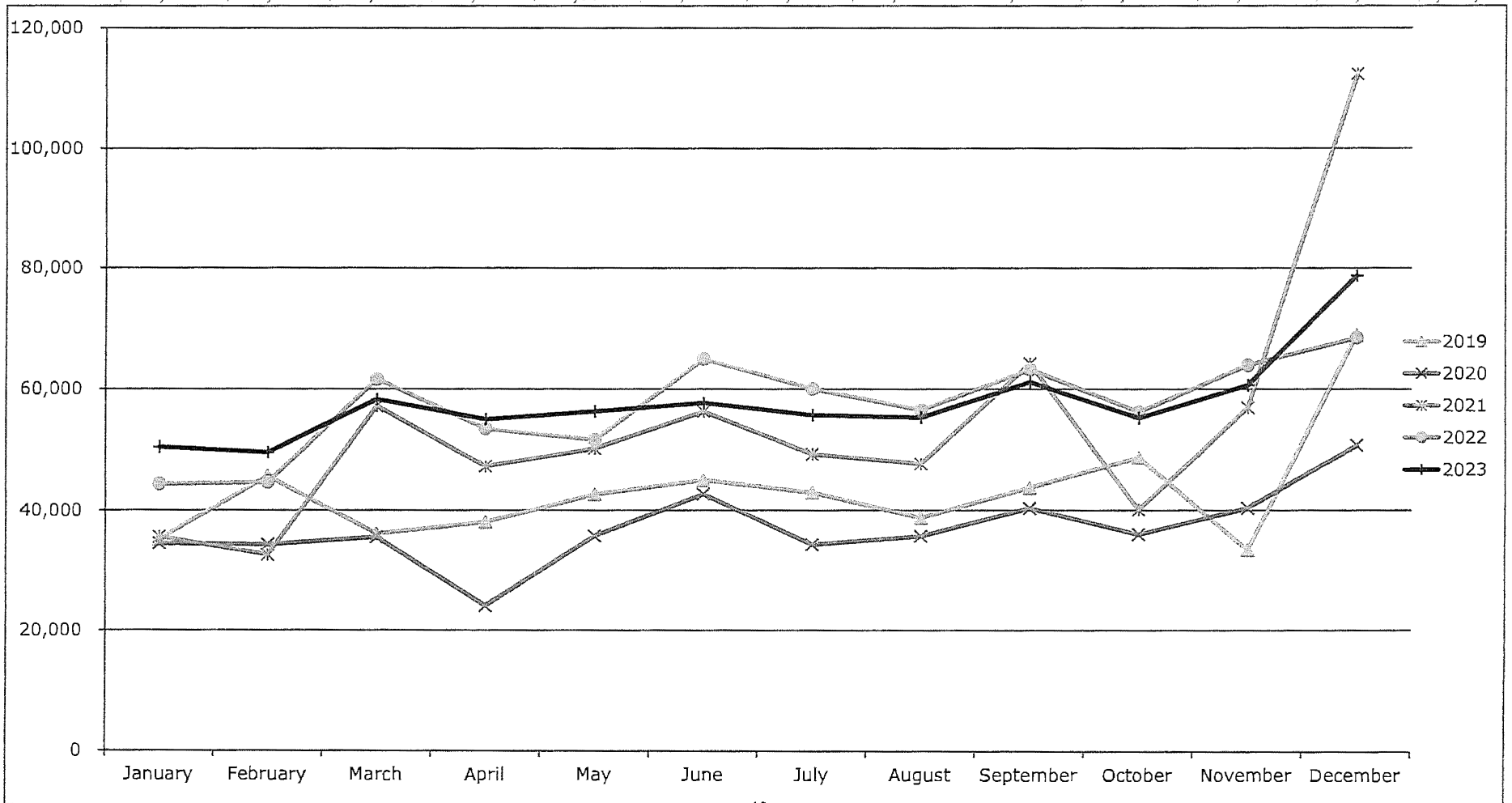
Remaining Bond Capacity - \$45,520,000

Remaining Bond Capacity (Recreational) - \$9,900,000

Sales Tax Revenue History

West Park MUD

Year	January	February	March	April	May	June	July	August	September	October	November	December	Total
2019	35,144	45,668	36,050	37,987	42,596	44,929	42,890	38,728	43,700	48,701	33,343	68,902	518,636
2020	34,463	34,272	35,483	24,015	35,671	42,644	34,213	35,638	40,297	35,944	40,351	50,711	443,702
2021	35,573	32,562	57,153	47,252	50,199	56,234	49,240	47,641	64,124	40,053	56,903	112,301	649,237
2022	44,323	44,563	61,572	53,370	51,560	64,858	59,953	56,457	63,166	56,160	63,885	68,451	688,318
2023	50,488	49,596	58,289	54,975	56,257	57,649	55,669	55,275	61,113	55,198	60,636	78,734	693,878
Total	\$263,542	\$266,202	\$327,345	\$278,320	\$304,989	\$341,862	\$311,253	\$305,068	\$357,188	\$322,942	\$337,443	\$486,217	\$3,902,370



Proposed Budget

West Park MUD - Fiscal Year Ending 04/25

	Ten Month Actuals 05/23 - 02/24	Twelve Months Annualized FYE 04/24	Adopted 2024 Budget	Proposed 2025 Budget
Revenues				
14101 · Water- Customer Service Revenue	378,477	445,677	457,900	459,000
14102 · WHCRWA - Pumpage Fee	597,694	693,694	663,200	714,500
14104 · Pumpage Credits	112,880	135,456	135,456	135,456
14106 · TCEQ - Water	1,683	2,020	2,100	2,100
14201 · Wastewater-Customer Service Rev	289,913	347,895	358,600	358,300
14203 · Grease Trap Inspection Fees	5,650	6,780	5,700	5,700
14206 · TCEQ - Wastewater	1,683	2,020	2,100	2,100
14301 · Maintenance Tax Collections	164,041	1,250,456	1,250,000	875,000
14401 · City Tax Rebate	564,656	721,890	715,000	744,000
14501 · Tap Connections	219,212	219,212	100,700	100,700
14702 · Penalties & Interest	14,577	17,493	14,000	17,500
14801 · Interest Earned on Checking	0	0	1,800	100
14802 · Interest Earned on Temp. Invest	101,350	121,620	138,500	190,100
15801 · Miscellaneous Income	554	654	750	650
15802 · Insurance Claim	26,975	26,975	0	0
Total Revenues	\$2,479,345	\$3,991,841	\$3,845,806	\$3,605,206
Expenditures				
16102 · Operations - Water	10,500	12,600	9,000	15,000
16105 · Maintenance & Repairs - Water	159,691	191,629	148,600	197,400
16107 · Chemicals - Water	51,563	61,875	46,600	63,700
16108 · Lab Fees - Water	11,580	13,896	14,700	14,300
16109 · Mowing - Water	24,642	29,570	36,000	30,000
16110 · Utilities - Water	89,363	107,236	96,500	107,500
16114 · Telephone Expense - Water	706	847	1,000	1,000
16116 · Permit Expense - Water	7,505	7,505	7,600	7,500
16118 · WHCRWA Pumpage Fee	953,625	1,001,625	798,656	849,956
16119 · Service Account Collection	80	96	100	100
16202 · Operations - Wastewater	10,500	12,600	9,000	15,000
16205 · Maint & Repairs - Wastewater	226,881	272,257	255,000	273,000
16207 · Chemicals - Wastewater	69,972	83,967	89,800	86,500

Proposed Budget


West Park MUD - Fiscal Year Ending 04/25

	Ten Month Actuals 05/23 - 02/24	Twelve Months Annualized FYE 04/24	Adopted 2024 Budget	Proposed 2025 Budget
16208 · Lab Fees - Wastewater	27,371	36,494	37,200	37,600
16209 · Mowing - Wastewater	6,334	7,600	8,500	7,600
16210 · Utilities - Wastewater	42,641	51,169	36,500	51,200
16212 · Sludge Removal	92,540	122,540	89,300	126,200
16214 · Telephone Expense - Wastewater	918	1,101	500	1,100
16301 · Garbage Expense	16,946	20,335	19,800	24,700
16404 · Mowing - Basins A-D	47,794	57,353	27,020	27,020
16501 · Tap Connection Expense	117,908	117,908	40,000	40,000
16502 · Inspection Expense	7,405	8,886	6,700	9,000
16601 · Park Maintenance	77,682	103,576	80,000	103,500
16603 · Mowing - Park Site	450	900	2,340	2,340
16604 · Mowing - I-10 Frontage Road	7,723	9,433	12,000	12,000
16608 · Utilities - Park	429	499	2,500	500
16701 · Administrative Fees	1,888	2,265	1,700	2,300
16703 · Legal Fees	57,920	69,505	72,000	72,000
16704 · Legal Fees - Enforcement Matter	10,359	12,431	5,000	5,000
16705 · Auditing Fees	23,900	23,900	23,300	23,900
16706 · Engineering Fees	120,589	144,706	80,000	80,000
16709 · Election Expense	0	0	10,000	0
16710 · Website Hosting	5,917	7,101	5,150	6,000
16712 · Bookkeeping Fees	51,664	61,997	53,000	53,000
16713 · Legal Notice & Other Publications	982	982	0	1,000
16714 · Printing & Office Supplies	4,790	5,748	5,800	5,900
16715 · Filing Fees	328	393	500	400
16716 · Delivery Expense	614	737	400	800
16717 · Postage	1,533	1,840	2,200	1,900
16718 · Insurance & Surety Bond	0	48,500	48,500	49,000
16723 · Travel Expense	159	191	200	200
16725 · B&A Sales Tax Audit	8,000	8,000	8,000	8,000
16729 · Senate Bill 2 Compliance	3,750	4,500	4,500	4,500

Proposed Budget

West Park MUD - Fiscal Year Ending 04/25

	Ten Month Actuals 05/23 - 02/24	Twelve Months Annualized FYE 04/24	Adopted 2024 Budget	Proposed 2025 Budget
16731 · Arbitrage Expense	0	6,500	6,500	6,500
16732 · Security Patrol	119,060	142,872	105,000	143,000
16801 · Security Expense	16,718	21,408	28,140	28,140
17101 · Payroll Expenses	7,601	9,369	9,000	13,260
17102 · Payroll Tax Expense	581	717	1,000	1,000
17802 · Miscellaneous Expense	17,110	20,532	7,000	9,500
Total Expenditures	\$2,516,212	\$2,927,693	\$2,351,806	\$2,619,016
Other Revenues				
15000 · Transfer From Operating Reserve	0	0	0	0
Total Other Revenues	\$0	\$0	\$0	\$0
Capital Outlay				
17901 · Capital Outlay	73,193	73,193	0	75,000
17908 · CO - Parks Facilities	81,296	81,296	0	0
17909 · CO - Sidewalks (Saums & Greenhouse)	0	0	350,000	350,000
Total Capital Outlay	\$154,489	\$154,489	\$350,000	\$425,000
Net Excess Revenues <Expenditures>	(\$191,356)	\$909,660	\$1,144,000	\$561,190



MUNICIPAL ACCOUNTS
& CONSULTING, L.P.

**West Park Municipal
Utility District
Quarterly Investment Inventory Report
Period Ending January 31, 2024**

BOARD OF DIRECTORS

West Park Municipal
Utility District

Attached is the Quarterly Investment Inventory Report for the
Period ending January 31, 2024.

This report and the District's investment portfolio are in compliance with the
investment strategies expressed in the District's investment policy, and the
Public Funds Investment Act.

I, hereby certify that, pursuant to Senate Bill 253 and in connection with the
preparation of the investment report, I have reviewed the divestment lists
prepared and maintained by the Texas Comptroller of Public Accounts, and the
District does not own direct or indirect holdings in any companies identified on such lists.

Mark M. Burton
(Investment Officer)

Ghia Lewis
(Investment Officer)

COMPLIANCE TRAINING

HB 675 states the Investment Officer must attend at least one training seminar for (6) six hours
Within twelve months of taking office and requires at least (4) four hours training within each (2)
two year period thereafter.

INVESTMENT OFFICERS

Mark M. Burton

Ghia Lewis

CURRENT TRAINING

November 27, 2015 (Texpool Academy 10 Hours)
December 26, 2017 (Texpool Academy 10 Hours)
January 9, 2020 (TexPool Academy 12 Hours)
December 31, 2021 (Texpool Academy 10 Hours)
December 16, 2023 (Texpool Academy 10 Hours)

November 5, 2015 (Texpool Academy 10 Hours)
November 6, 2017 (Texpool Academy 10 Hours)
November 5, 2019 (Texpool Academy 10 Hours)
December 28, 2021 (Texpool Academy 10 Hours)
December 26, 2023 (Texpool Academy 10 Hours)

West Park Municipal Utility District
Summary of Money Market Funds
 11/01/2023 - 01/31/2024

Fund: Operating

Financial Institution: TEXAS CLASS

Account Number: XXXX0001 Date Opened: 10/01/2008 Current Interest Rate: 5.47%

Date	Description	Begin Balance	Cash Added	Cash Withdrawn	Int. Eamed	End Balance
11/01/2023		1,656,242.72				
11/13/2023	WT FROM VERITEX XXXX0254		5,000.00			
11/14/2023	VERITEX CD XXXX0254 INTEREST		9,576.18			
11/27/2023	Transfer To Checking			(200,000.00)		
11/30/2023					7,536.24	
12/07/2023	WT TO CADENCE XXXX3119			(235,000.00)		
12/17/2023	WT FROM THIRD XXXX8371		5,000.00			
12/19/2023	THIRD CD XXXX8371 INTEREST		9,600.57			
12/31/2023					6,146.17	
01/31/2024					5,944.59	
Totals for Account XXXX0001:		<u>\$1,656,242.72</u>	<u>\$29,176.75</u>	<u>(\$435,000.00)</u>	<u>\$19,627.00</u>	<u>\$1,270,046.47</u>
Totals for Operating Fund:		<u>\$1,656,242.72</u>	<u>\$29,176.75</u>	<u>(\$435,000.00)</u>	<u>\$19,627.00</u>	<u>\$1,270,046.47</u>

Methods Used For Reporting Market Values

Certificates of Deposits:	Face Value Plus Accrued Interest
Securities/Direct Government Obligations:	Market Value Quoted by the Seller of the Security and Confirmed in Writing
Public Fund Investment Pool/AM Accounts:	Balance = Book Value = Current Market

West Park Municipal Utility District
Summary of Money Market Funds
 11/01/2023 - 01/31/2024

Fund: Debt Service

Financial Institution: TEXAS CLASS

Account Number: XXXX0002 Date Opened: 10/01/2008 Current Interest Rate: 5.47%

Date	Description	Begin Balance	Cash Added	Cash Withdrawn	Int. Earned	End Balance
11/01/2023		1,129,487.83				
11/30/2023					5,197.03	
12/31/2023					5,384.65	
01/10/2024	PAF BONY SERIES 2022 REF			(750.00)		
01/31/2024					5,358.81	
Totals for Account XXXX0002:		<u>\$1,129,487.83</u>		<u>(\$750.00)</u>	<u>\$15,940.49</u>	<u>\$1,144,678.32</u>
Totals for Debt Service Fund:		<u>\$1,129,487.83</u>		<u>(\$750.00)</u>	<u>\$15,940.49</u>	<u>\$1,144,678.32</u>

Methods Used For Reporting Market Values

Certificates of Deposits: Face Value Plus Accrued Interest
 Securities/Direct Government Obligations: Market Value Quoted by the Seller of the Security and Confirmed in Writing
 Public Fund Investments: Pool/ADJ Accounts: Balance = Book Value = Current Market

West Park Municipal Utility District
Summary of Certificates of Deposit with Money Market
 11/01/2023 - 01/31/2024

Financial Institution	Investment Number	Issue Date	Maturity Date	Beginning Balance	Principal From Cash	Principal From Investment	Principal Withdrawn	Principal Reinvested	Ending Balance	Interest Rate	Beg. Acc. Interest	Interest Earned	Interest Reinvested	Interest Withdrawn	Accrued Interest
Fund: Operating															
Certificates of Deposit															
CADENCE BANK	XXXX3119	12/07/23	10/02/24	0.00	235,000.00	0.00	0.00	0.00	235,000.00	5.50%	0.00	0.00	0.00	0.00	1,947.59
	WT FROM TXCLASS XXXX0001														
FRONTIER BANK	XXXX2085	06/27/23	06/26/24	235,000.00	0.00	0.00	0.00	0.00	235,000.00	5.00%	4,088.35	0.00	0.00	0.00	7,017.81
THIRD COAST BANK, SSB	XXXX8371	01/03/23	12/16/23	240,000.00	0.00	0.00	5,000.00	235,000.00	0.00	4.00%	7,943.01	9,600.57	0.00	9,600.57	0.00
	\$5K CLOSED TO TXCLASS XXXX0001														
THIRD COAST BANK, SSB	XXXX8371	12/17/23	12/16/24	0.00	0.00	235,000.00	0.00	0.00	235,000.00	5.50%	0.00	0.00	0.00	0.00	1,593.48
VERITEX COMMUNITY BANK	XXXX0254	11/13/22	11/12/23	240,000.00	0.00	0.00	5,000.00	235,000.00	0.00	3.99%	9,261.17	9,576.18	0.00	9,576.18	0.00
	\$5K CLOSED TO TXCLASS XXXX0001														
VERITEX COMMUNITY BANK	XXXX0254	11/13/23	11/12/24	0.00	0.00	235,000.00	0.00	0.00	235,000.00	5.54%	0.00	0.00	0.00	0.00	2,817.81
Totals for Operating Fund:				715,000.00	235,000.00	470,000.00	10,000.00	470,000.00	940,000.00	N/A	21,292.53	19,176.75	0.00	19,176.75	\$13,376.69

Beginning Balance:	\$715,000.00	Interest Earned:	\$19,176.75
Plus Principal From Cash:	\$235,000.00	Less Beg Accrued Interest:	\$21,292.53
Less Principal Withdrawn:	\$10,000.00	Plus End Accrued Interest:	\$13,376.69
Plus Interest Reinvested:	\$0.00	Fixed Interest Earned:	\$11,260.91
Fixed Balance:	\$940,000.00	MM Interest Earned:	\$19,627.00
MM Balance:	\$1,270,046.47	Total Interest Earned:	\$30,887.91
Total Balance:	\$2,210,046.47		

Methods Used For Reporting Market Values

Certificates of Deposits:	Face Value Plus Accrued Interest
Securities/Direct Government Obligations:	Market Value Quoted by the Seller of the Security and Confirmed in Writing
Public Fund Investment Pool/ADL Accounts:	Balance = Book Value = Current Market

West Park Municipal Utility District
Summary of Certificates of Deposit with Money Market
 11/01/2023 - 01/31/2024

Financial Institution	Investment Number	Issue Date	Maturity Date	Beginning Balance	Principal From Cash	Principal From Investment	Principal Withdrawn	Principal Reinvested	Ending Balance	Interest Rate	Beg. Acc. Interest	Interest Earned	Interest Reinvested	Interest Withdrawn	Accrued Interest
Fund: Debt Service															
Certificates of Deposit															
FRONTIER BANK - DEBT	XXXX1858	06/27/23	06/26/24	235,000.00	0.00	0.00	0.00	0.00	235,000.00	5.00%	4,088.35	0.00	0.00	0.00	7,017.81
VERITEX COMM. BANK - DEBT	XXXX4191	06/24/23	06/24/24	235,000.00	0.00	0.00	0.00	0.00	235,000.00	5.34%	4,469.50	0.00	0.00	0.00	7,598.16
WALLIS BANK-DEBT	XXXX1626	10/16/23	10/18/24	235,000.00	0.00	0.00	0.00	0.00	235,000.00	5.65%	582.02	0.00	0.00	0.00	3,892.30
Rollover FROM CD XXXX0073															
Totals for Debt Service Fund:				705,000.00	0.00	0.00	0.00	0.00	705,000.00	N/A	9,139.87	0.00	0.00	0.00	\$18,508.27
Beginning Balance:	\$705,000.00										Interest Earned:	\$0.00			
Plus Principal From Cash:	\$0.00										Less Beg Accrued Interest:	\$9,139.87			
Less Principal Withdrawn:	\$0.00										Plus End Accrued Interest:	\$18,508.27			
Plus Interest Reinvested:	\$0.00										Fixed Interest Earned:	\$9,368.40			
Fixed Balance:	\$705,000.00										MM Interest Earned:	\$15,940.49			
MM Balance:	\$1,144,678.32										Total Interest Earned:	\$25,308.89			
Total Balance:	\$1,849,678.32														
Totals for District:				1,420,000.00	235,000.00	470,000.00	10,000.00	470,000.00	1,645,000.00	N/A	30,432.40	19,176.75	0.00	19,176.75	\$31,884.96

Methods Used For Reporting Market Values

Certificates of Deposits:	Face Value Plus Accrued Interest
Securities/Direct Government Obligations:	Market Value Quoted by the Seller of the Security and Confirmed in Writing
Public Fund Investment Pool/AM Accounts:	Balance = Book Value = Current Market

West Park Municipal Utility District
Detail of Pledged Securities

11/01/2023 - 01/31/2024

Financial Institution: CENTRAL BANK - CHECKING

Security:	Par Value:	Maturity Date:	Pledged:	Released:	Amount Released:
FHLB CUSIP: 3128MMVU4	199,000.00	01/01/2032	10/02/2023	12/21/2023	199,000.00
	Date	Value			
	11/30/2023	14,697.77			
FHLB CUSIP: 882117W34	83,500.00	07/01/2025	09/22/2023	12/21/2023	83,500.00
	Date	Value			
	11/30/2023	80,370.47			
FHLB CUSIP: 899474WA4	62,000.00	08/15/2028	11/27/2023	12/21/2023	62,000.00
	Date	Value			
	11/30/2023	63,776.10			
Letter of Credit/FHLB-Atl CUSIP: 10019295-1	215,000.00	03/11/2024	11/29/2023		
	Date	Value			
	11/30/2023	215,000.00			
	12/31/2023	215,000.00			
	01/31/2024	215,000.00			

Methods Used For Reporting Market Values

Certificates of Deposits:	Face Value Plus Accrued Interest
Securities/Direct Government Obligations:	Market Value Quoted by the Seller of the Security and Confirmed in Writing
Public Fund Investment Pool/ADM Accounts:	Balance = Book Value = Current Market

West Park MUD Communications Meeting Report March 25th, 2024

The following report details updates for any communication projects and tasks for West Park MUD that have occurred since the last board meeting.

Website Updates

No website updates required this cycle

News Posts

The following news post was posted:

["March 25th Public Meeting" notice](#)

Resident Inquiry

Residents can submit inquiries through the [Contact Us](#) page. Submissions are received by our team and answered directly or forwarded to the appropriate consultant for answering.

Construction company requested assistance with MUD inspection requirements. Legal was looped in for further resolution.

Website Statistics

Analytics Period: February 23rd – March 21st, 2024

36 new and unique visitors to the website, 37 total users

331 navigational events accounting for 000 engaged sessions and 0000 overall

Primary navigation was from organic searching, followed by direct linking

Traffic counts per page:

Bill Payment page had 20 views from 13 users

Documents page had 13 views from 12 users

Open Items

Approval of Sidewalk Project article

Action Items

No action items at this time

Have any questions or need anything? Please contact your District Representative, Angie Hartwell, via email at a.hartwell@touchstonedistrictservices.com or by phone at 832-459-9500