

WEST PARK MUNICIPAL UTILITY DISTRICT

Minutes of Board of Directors Meeting

May 29, 2024

The Board of Directors ("Board") of West Park Municipal Utility District ("District") met on May 29, 2024, at 3700 Buffalo Speedway, Suite 830, Houston, Harris County, Texas, the address being a meeting place of the District, in accordance with the duly posted notice of the meeting, and the roll was called of the duly constituted officers and members of the Board, as follows:

H. Brock Hudson, President
Bryant Patrick, Vice President
Natalie Garza, Secretary
Michael Dignam, Assistant Secretary
Daniel Wolterman, Director

and all of the members were present, except Director Hudson and Director Garza, thus constituting a quorum.

Also present were Danielle Harleston of B&A Municipal Tax Services ("B&A"); Michelle Giacona of H2O Innovation ("H2O"); John Herzog of IDS Engineering Group ("IDS"); Michael Murr of Park Rangers; Anthea Moran of Masterson Advisors, LLC; Angie Hartwell of Touchstone District Services; and Kara Richardson and Rebecca Donaldson of Marks Richardson PC ("MRPC").

In absence of the President, the Vice President called the meeting to order.

As the first order of business, the Board deferred comments from the public after noting no one from the public was present.

The Board next considered approval of the minutes of the Board of Directors meeting held on May 29, 2024. After discussion, Director Patrick made a motion to approve the minutes as revised. Director Dignam seconded the motion, which carried unanimously.

The Board deferred consideration of the status of the Greenhouse Road and Saums Road sidewalk project.

The Board considered the status of West Park Preserve. Mr. Murr reviewed the report from Park Rangers and reported that West Park Preserve had some damage from the most recent storm, which has since been cleared.

Mr. Murr next recommended that the District include a portion of the sidewalk surrounding the pavilion with the epoxy floor coating project. He noted that this will result in a price increase of \$795. Mr. Murr also stated that Storm Water Solutions is working on a resolution for the grate replacement.

Mr. Murr reported that he and Mr. Herzog met with Harris County regarding future sidewalk plans. Mr. Herzog requested that the Board approve the submittal of the District's master plan to the County. After discussion, Director Patrick made a motion to approve the \$795 price increase for the pavilion epoxy coating and to authorize Mr. Herzog to submit the District's sidewalk master plan to the County. Director Dignam seconded the motion, which carried unanimously.

The Board next considered the status of security patrol with the Harris County Constable.

Ms. Harleston next distributed the attached tax collection report. She noted that B&A collected 98.72% of the 2023 taxes as of April 30, 2024. After review and discussion of the report presented, Director Patrick made a motion to approve the report and authorize payment on the disbursements identified in the report. Director Dignam seconded the motion, which carried unanimously.

Ms. Maddox presented and distributed the delinquent tax report dated May 23, 2024, prepared by Ted A. Cox, P.C.

The Board next considered the attached report on the District's water, sanitary sewer, and storm sewer systems for the month of February. Ms. Giacona reported that the District accounted for 94.63% of the water pumped during the past month. Ms. Giacona also reported that the fence at Water Plant No. 2 fell during the recent storm but has since been repaired.

Ms. Richardson presented the attached report from Storm Water Solutions.

The Board next considered the attached engineer's report.

The Board considered the status of construction contracts, including the approval of any change orders and/or acceptance of facilities for operation and maintenance purposes, including review of bids and award of construction contract for Generator Replacement Project. Mr. Herzog reported that he received the attached proposal with an estimated fee of \$4,200 from Ninyo & Moore for materials testing for the foundation for the new generator at the Wastewater Treatment Plant ("WWTP"). Mr. Herzog stated that the District received three bids on May 24, 2024, for the generator replacement project at the WWTP and recommended awarding the contract to the low bidder, Texan Municipal and Industrial, Inc., in the amount of \$409,169.00. After discussion, Director Patrick made a motion to approve the proposal from Ninyo & Moore for materials testing and to award the contract for the generator replacement project to Texan Municipal and Industrial, Inc., subject to review and approval of the bonds and insurance by MRPC. Director Dignam seconded the motion, which carried unanimously.

The Board considered acceptance of site, easement and/or facility conveyances for facilities constructed or to be constructed by the District.

The Board considered requests for and approval of the issuance of utility commitments.

The Board considered the status of the utility relocation requests from Harris County. Mr. Herzog advised that several projects are currently on hold due to the precinct reassignment in January 2023.

The Board considered the status of development in the District. Mr. Herzog reported that David Weekly is looking to develop a 17-acre tract into a townhome development, but the land has not yet been purchased.

The Board next considered the status of the Bond Application Report (“BAR”) relative to the District’s proposed Series 2024 Bonds. Ms. Moran distributed the attached report and explained the process and timeline of the sale to the Board. The Board next considered the review and approval of a preliminary cost summary in an amount not to exceed \$3,800,000, a Bond Application Report (“BAR”), and an Order Authorizing Application to the Texas Commission on Environmental Quality (“TCEQ”) for Approval of Project and Bonds (“Order”) relative to the District’s proposed Series 2024 Bonds. Ms. After discussion, Director Patrick made a motion to approve the cost summary, the BAR and the Order and authorize the District’s consultants to file the BAR with the TCEQ, pending finalization by the consultants. Director Dignam seconded the motion, which passed unanimously.

The Board discussed pending matters with the TCEQ, including a) status of requirements requested by TCEQ for exceptions to sanitary control and set back requirements relative to Water Well No. 3, and b) Enforcement Action and Proposed Agreed Order. Mr. Herzog reported that the new exceptions related to Water Well No. 3 are now valid through September 21, 2024. Mr. Herzog also reported that the TCEQ issued a fine of \$6,350 to the District which can be offset with a Supplemental Environmental Project (“SEP”). Mr. Herzog recommended that the District request submit the work done addressing the ACR variance request violation as an SEP to which the Board agreed

The Board considered the status of the West Harris County Regional Water Authority surface water conversion. Mr. Herzog reported that there is nothing new to report at this time.

The Board next discussed joining the Association of Water Board Directors (“AWBD”). After discussion, Director Patrick made a motion for the District to join AWBD. Director Dignam seconded the motion, which carried unanimously.

The Board next considered the financial and investment reports and invoices presented for payment. Ms. Richardson distributed the attached bookkeeping report, investment inventory report, and bills for payment. After review and discussion of the reports presented, Director Patrick made a motion to approve the report and authorize payment on the Operating Fund and Capital Projects Fund at Central Bank, of all checks, wires, and disbursements shown in the report. Director Dignam seconded the motion, which carried unanimously.

The Board deferred consideration of the proposal from Arbitrage Compliance Specialists relative to \$7,565,000 Unlimited Tax Refunding Bonds, Series 2014.

The Board next considered approval of the attached Interlocal Agreement with the Harris-Galveston Subsidence District relative to the Water Conservation Education Program. After discussion, Director Patrick made a motion to approve the Interlocal Agreement with the Harris-Galveston Subsidence District. Director Dignam seconded the motion, which carried unanimously.

The Board next considered approval of the Consumer Confidence Report (“CCR”). Ms. Giacona presented and reviewed the CCR with the Board. After discussion, Director Patrick made a motion to approve the CCR, subject to MRPC’s review and approval, and to authorize the operator to distribute the report to District customers via a link on water bills. Director Dignam seconded the motion, which carried unanimously.

Ms. Hartwell presented an update from Touchstone District Services. She reported that she will include the CCR on the website along with the updated map of sidewalks in the District.

There being no further business to come before the Board, the meeting adjourned.


Assistant Secretary

Attachments

1. Park Rangers Report
2. Tax Assessor/Collector Reports
3. Delinquent Real Property Tax Resolution
4. Operator Report
5. Consumer Confidence Report
6. Storm Water Solutions Report
7. Engineer Report
8. Financial Advisor Report
9. Bookkeeper Report
10. Interlocal Agreement with Harris Galveston Subsidence District




LANDSCAPE MAINTENANCE REPORT FOR WEST PARK MUD
MAY 2024

WEST PARK PRESERVE

1. Park took a fair hit from the storm last Thursday. We sent clean-up crews to take care of debris and damage, and everything has been cleaned up from the storm.
2. The surfacing under the pavilions will be implemented this month. The area increased slightly due to the sidewalk around the pavilion.
3. No vandalism or other issues.
4. John Herzog and I met with Harris County on future plans.
5. Discussion on SS grate and replacement.
6. Planted front beds and back triangle bed
7. Signage placed in park



6



Equipment repairs


3



7



Planting at front




6



Signage

7



Honesty | Efficiency | Transparency | Accountability | Continuity

MUNICIPAL TAX SERVICE, LLC

WEST PARK MUD

FOR THE MONTH ENDING

April 30, 2024



MUNICIPAL TAX SERVICE, LLC

WEST PARK MUD – JUR 897
FOR THE PERIOD ENDING 4/30/2024

RECEIVABLES SUMMARY

2023 Balance Forward Levy at 4/30/23 FYE	\$0.00	
CAD Changes / Uncollectible	\$3,001,589.89	3,001,589.89
Outstanding Balance forward Prior Years (2022-2012) at 4/30/23 FYE	\$154,713.78	
CAD Changes / Uncollectible	(\$106,152.67)	
		48,561.11
Total Levy to be collected		3,050,151.00
Collection prior months (all years)	(\$2,998,413.23)	
2023 Taxes Collected net NSF & KR Refunds during current month	(\$2,094.97)	
Taxes Collected for Prior Years net NSF & KR Refunds during current month	\$3,186.27	
		(2,997,321.93)
Total Outstanding Balance		52,829.08

TAX ACCOUNT

Beginning Balance – Tax Account

582,404.96

Income

Taxes Collected current Year	\$11,829.68
Taxes Collected Prior Year	\$1,367.90
10% Rendition Penalty	\$369.43
Penalties & Interest	\$1,476.13
Collection Fee Paid	\$2,542.98
Overpayments	\$0.00
NSF or Reversals , Bank Charges	\$0.00
Other Fees & Court Costs, Etc	\$0.00
	\$17,586.12

599,991.08

Expenses

WIRE	West Park MUD - Maintenance & Operating Fund	\$21,721.88
CK# 1905	Printer Error	\$0.00
CK# 1906	2411 Greenhouse TX Owner LP - Correction Roll Refund TX 2023	\$23,760.64
CK# 1907	Khols's Store #527 - Correction Roll Refund 8 TY 2023	\$1,584.32
CK# 1908	Vereit Real Estate LP - Correction Roll Refund 8 TY 2023	\$3,324.30
CK# 1909	Xerox Financial Services LLC - Correction Roll Refund 8 TY 2023	\$22.49
CK# 1910	Wheels L T - Correction Roll Refund 20 TY 2022	\$46.26
CK# 1911	Appliance Warehouse of Amercia - Correction Refund TY 20 TY 2022	\$10.07
CK# 1912	B & A Municipal Tax Service LLC - Inv. 897-360	\$1,153.45
CK# 1913	B & A Municipal Tax Service LLC - Inv. 897-361	\$694.44
CK# 1914	Ted A. Cox - Delq. Atty Collection Fee 4/2024	\$2,625.02
		\$54,942.87

Ending Balance –Tax Account

545,048.21



MUNICIPAL TAX SERVICE,LLC

WEST PARK MUD – JUR 897
FOR THE PERIOD ENDING 4/30/2024

OUTSTANDING TAXES – YEAR TO DATE

TAX YEAR	BALANCE FORWARD @ 10/01/23	CAD SUPPLEMENTS & CORRECTIONS	UNCOLLECTIBLE	COLLECTIONS	OUTSTANDING TAXES	COLLECTIONS PERCENTAGE
2023	\$3,000,614.25	\$975.64	\$0.00	\$2,963,217.75	\$38,372.14	98.72%
2022	\$2,640,980.14	(\$33,532.65)	\$0.00	\$2,604,040.73	\$3,406.76	99.87%
2021	\$2,197,154.84	(\$13,044.46)	\$0.00	\$2,181,379.68	\$2,730.70	99.87%
2020	\$1,724,054.68	\$0.00	\$0.00	\$1,721,985.33	\$2,069.35	99.88%
2019	\$1,716,809.00	\$0.00	(\$77.96)	\$1,714,032.99	\$2,698.05	99.84%
2018	\$1,675,849.18	\$0.00	(\$95.30)	\$1,672,495.11	\$3,258.77	99.81%
2017	\$1,703,467.59	\$0.00	(\$218.54)	\$1,702,990.31	\$258.74	99.98%
2016	\$1,939,402.88	\$152.17	(\$873.42)	\$1,938,647.06	\$34.57	99.99%
2015	\$1,894,924.89	\$0.00	(\$1,536.85)	\$1,893,388.05	(\$0.00)	100.00%
2014	\$1,475,789.97	\$0.00	(\$1,655.59)	\$1,474,134.38	\$0.00	100.00%
2013	\$1,276,014.62	\$0.00	(\$1,596.77)	\$1,274,417.85	\$0.00	100.00%
2012	\$1,158,188.10	\$0.00	(\$607.67)	\$1,157,580.44	(\$0.00)	100.00%
					\$52,829.08	

EXEMPTIONS & TAX RATES

TAX YEAR	HOMESTEAD EXEMPTION	OVER 65 / DISABLED	M & O RATE	DEBT SERVICE RATE	CONTRACT TAX RATE	TOTAL RATE
2023	0.00%	0	0.16000	0.21500	0.00000	0.37500
2022	0.00%	0	0.13000	0.24500	0.00000	0.37500
2021	0.00%	0	0.08000	0.29500	0.00000	0.37500
2020	0.00%	0	0.00000	0.32500	0.00000	0.32500
2019	0.00%	0	0.00000	0.39500	0.00000	0.39500
2018	0.00%	0	0.00000	0.42000	0.00000	0.42000
2017	0.00%	0	0.00000	0.46000	0.00000	0.46000
2016	0.00%	0	0.00000	0.58000	0.00000	0.58000
2015	0.00%	0	0.00000	0.65000	0.00000	0.65000
2014	0.00%	0	0.00000	0.65000	0.00000	0.65000
2013	0.00%	0	0.00000	0.67000	0.00000	0.67000
2012	0.00%	0	0.00000	0.67000	0.00000	0.67000

DISTRICT VALUES

TAX YEAR	LAND & IMPROVEMENTS	AG NET	PERSONAL PROPERTY	EXEMPTIONS	TOTAL VALUE	SR	KR
2023	778,469,624	0	40,490,463	18,536,147	800,423,940	8	8
2022	694,573,917	0	34,460,147	33,714,729	695,319,335	20	20
2021	585,528,951	0	32,999,442	36,098,951	582,429,442	32	32
2020	533,070,777	0	33,852,112	36,444,531	530,478,358	44	44
2019	433,493,735	0	36,092,668	34,951,216	434,635,187	56	56
2018	391,448,413	0	38,728,115	31,164,787	399,011,741	67	67
2017	364,659,692	0	36,898,146	31,238,790	370,319,048	78	78
2016	321,007,344	0	43,515,063	30,116,368	334,406,039	85	85
2015	273,352,929	0	41,685,070	23,511,095	291,526,904	61	61
2014	210,392,500	0	34,894,156	18,242,043	227,044,613	67	67
2013	177,795,695	0	30,752,299	18,098,057	190,449,937	79	79
2012	158,646,968	0	27,934,891	13,717,974	172,863,885	89	89



MUNICIPAL TAX SERVICE,LLC

WEST PARK MUD – JUR 897

FOR THE PERIOD ENDING 4/30/2024

PROFIT & LOSS

	CURRENT MONTH 4/01/2024 - 4/30/2024	FISCAL YEAR 05/01/23 - 4/30/2024
BEGINNING BALANCE	634,095.79	603,795.13
INCOME		
10% Rendition Penalty	369.43	2,615.79
Court Costs/Abstract & Filing Fees	0.00	724.63
Collection Fee	2,542.98	20,016.67
Dealer Inventory Tax Collected	0.00	0.00
Overpayments	0.00	971.57
Penalty & Interest	1,476.13	30,869.27
Taxes Collected	13,197.58	3,167,878.12
Total Income	17,586.12	3,223,076.05
EXPENSES		
Audit/Records	0.00	175.00
Court Affidavits	0.00	60.00
Bank Charges	0.00	409.08
Bond Premium	0.00	100.00
CAD Fees	0.00	23,059.16
Certificate of Value	0.00	175.00
Certified Tax Statements	0.00	0.00
Copies	116.20	1,264.00
Correction Roll Refunds	49,269.15	201,876.33
Continuing Disclosure	0.00	425.00
Delinquent Tax Attorney Expense	742.48	1,339.25
Delinquent Tax Attorney Fee	94.12	17,829.41
Estimate of Value	0.00	0.00
Installment Tracking	0.00	0.00
FA Assistance	0.00	0.00
Unclaimed Property Report	0.00	60.00
Legal Notices	0.00	845.90
Map	0.00	13.00
Mailing & Handling	143.23	1,118.64
Meeting Travel & Mileage	91.35	1,420.27
Overpayment Refund	73.96	941.32
Payment to Incurr. Jur	0.00	0.00
Public Hearing	0.00	650.00
Rendition Refunds	0.00	0.00
Records Management	6.89	97.94
Rendition Refunds	0.00	0.00
5% Rendition Penalty to CAD	0.00	116.90
Roll Update & Processing	0.00	618.75
Supplies	0.00	138.99
Tax Assessor Collector Fee – AB	1,153.45	13,690.20
Transfer to Operating Fund	0.00	1,220,455.96
Transfer to Debt Service	0.00	1,740,000.00
	51,690.83	3,226,880.10
ENDING BALANCE	599,991.08	599,991.08



MUNICIPAL TAX SERVICE,LLC

WEST PARK MUD – JUR 897
FOR THE PERIOD ENDING 4/30/2024

YEAR TO YEAR COMPARISON

	2023	%		2021	%	VARIANCE
October	\$0.00	0.00%		\$0.19	0.00%	0.00%
November	\$47,036.76	1.26%		\$20,648.78	0.75%	0.51%
December	\$376,641.92	13.49%		\$409,105.56	12.95%	0.54%
January	\$2,494,538.10	94.48%		\$2,168,758.31	92.00%	2.48%
February	\$90,802.96	97.41%		\$4,742.38	92.15%	5.26%
March	\$2,816.01	98.33%		\$46,515.83	94.61%	3.72%
April	\$11,829.68	98.72%		\$2,226.96	94.68%	4.04%
May				\$62,640.39	97.00%	
June				\$14,100.88	97.51%	
July				\$976.61	97.53%	
August				\$56,480.73	99.63%	
September				\$632.31	99.65%	

MONTHLY COLLECTIONS

2023	2022	2021	2020	2019	2018
\$11,829.68	\$1,298.23	\$35.13	\$34.54	\$0.00	\$0.00
2017					
\$0.00					



MUNICIPAL TAX SERVICE,LLC

WEST PARK MUD

FOR THE PERIOD ENDING 04/24/2024

PLEDGED SECURITIES REPORT

SECURITIES PLEDGED AT 105% OVER FDIC INSURED \$250,000

COLLATERAL SECURITY AGREEMENT ON FILE : YES

TAX BANK ACCOUNT HELD AT: WELLS FARGO / BANK OF NEW YORK MELLON

COLLATERAL SECURITY REQUIRED: \$491,433.14

TYPE OF PLEDGED INVESTMENT: GNMA
FMAC

IN COMPLIANCE W/ DISTRICT INVESTMENT POLICY: YES

STATE OF TEXAS §


COUNTY OF HARRIS §


Avik Bonnerjee, being duly sworn, says that he is the Tax Assessor-Collector for the above named District and the foregoing contains a true and correct report accounting for all taxes collected for said District during the month therein stated.



Avik Bonnerjee, RTA

SWORN TO AND SUBSCRIBED BEFORE ME, this 1st day of May 2024.





Rebecca Brewer
Notary Public, State of Texas
Notary ID #1258819

My Commission Expires March 1, 2028

2023 TAX RECEIPT

WEST PARK MUD
 AVIK BONNERJEE, TAX ASSESSOR COLLECTOR
 13333 NORTHWEST FREEWAY, SUITE 620
 HOUSTON, TX 77040

Hours: MON - THU 8 - 4 FRI 8 - 12
 Web: WWW.BAMUNITAX.COM

Phone: 713-900-2680
 Fax: 713-900-2685

Jur No	Stmt Date	Delinquent Date	Receipt No
897	5/10/2024	2/1/2024	311

Account No	[REDACTED]
------------	------------

TAXES ARE DUE UPON RECEIPT. TAXES WILL BECOME DELINQUENT AFTER January 31, 2024. PAYMENT MUST BE POSTMARKED BEFORE DELINQUENT DATE TO AVOID ADDITIONAL PENALTIES AND INTEREST.

Taxes that remain delinquent on July 02, 2024 will incur an additional penalty to defray costs of collection per Section 33.07, 33.08 and/or 33.11 of the Texas Property Tax Code.

Please contact the Appraisal District concerning any corrections in appraised value, ownership, address changes or any application for exemptions.

Harris County Appraisal District
 www.hcad.org 713-957-7800

Owner Name and Address
[REDACTED]
RETURN SERVICE REQUESTED

Appraised Values		Property Information		Comparisons of the last six (6) tax years					
Improvement	69,514,611	RES A BLK 1	GREENHOUSE ROAD WEST APARTMENTS	Year	Appraised	Taxable	Rate	Taxes	% Change
Land Value	8,821,560	Acreage: 13.50100		2023	78,336,171	78,336,171	0.375000	293,760.64	16.92%
				2022	67,000,000	67,000,000	0.375000	251,250.00	128.01%
				2021	29,384,655	29,384,655	0.375000	110,192.46	527.93%
				2020	5,399,520	5,399,520	0.325000	17,548.44	N/A
				N/A	N/A	N/A	N/A	N/A	N/A
				N/A	N/A	N/A	N/A	N/A	N/A
				% Change between 2023 and 2020					
				1,350.80%	1,350.80%	15.38%	1,574.00%		

100% Assessed Value	78,336,171	Service Address	[REDACTED]
Taxing Unit	WESTPARK MUD	Less Exemptions	23,760.64 lawsuit
		Taxable Value	78,336,171
		Tax Rate	0.375000 per \$100
		Tax Levy	293,760.64

IF YOU ARE 65 YEARS OF AGE OR OLDER OR ARE DISABLED AND THE PROPERTY DESCRIBED IN THIS DOCUMENT IS YOUR RESIDENCE HOMESTEAD, YOU SHOULD CONTACT THE APPRAISAL DISTRICT REGARDING ANY ENTITLEMENT YOU MAY HAVE TO POSTPONEMENT IN THE PAYMENT OF THESE TAXES.	[REDACTED]	Current Taxes Due	293,760.64
--	------------	-------------------	------------

Chicago, IL 60640

Payment Date	Due Before Payment	Paid By	Taxes Paid	CAD Penalties Paid	P & I Paid	Atty Fee Paid	Other Paid	Total Payment
01/26/2024	293,760.64	Chris Cruchelow	293,760.64	0.00	0.00	0.00	0.00	293,760.64
				CKPd	1906			5.1.24
2023 Paid in Full							Total Paid	293,760.64



Designation of Tax Refund

Property Tax
Form 50-765

Pursuant to Texas Tax Code Section 42.43, a property owner who prevails in an appeal of an appraisal review board determination of value to district court may designate to whom and/or where a property tax refund is to be sent. By completing this form, you (Property Owner) designate the following individual to receive the refund resulting from a post appeal judgment. The entire form must be completed for the local tax office to process the refund.

TAXING UNIT INFORMATION

Collecting (Taxing Unit) Office Name

West Park MUD

Mailing Address

P.O. Box 1819

City, Town or Post Office, State, ZIP Code

Houston, TX 77251-1819

Old Value 78,336,171 Old Tax 293,760.64
72,000,000 New Tax 270,000.00
Refund 23,760.64

PROPERTY OWNER INFORMATION

Property Owner Name and Address:

2411 Greenhouse (TX) Owner LP

Property Description: (Provide legal description or other information from appraisal records sufficient to identify the property or attach a copy of the tax receipt.)

RES A BLK 1
GREENHOUSE ROAD WEST APARTMENTS

Property Account Number or Statement Number:

1501700010001

Final Judgment Cause Number: (Please provide entire number.)

2023-47624

2023 rate 0.375

ASSIGNMENT OF RIGHT TO A REFUND

I am the property owner or a duly authorized representative of the property owner entitled to a refund of ad valorem taxes arising from an appeal under Texas Tax Code Chapter 42. By executing this Assignment of Right to a Refund, the property owner assigns all rights and interest to receive the tax refund herein.

I, Tiana Hayes, hereby designate the refund on the above named property be sent to the following:

Please check appropriate box (check only one box)

- Property Owner - If using different address than above information, please provide in the space below:
- Business office of attorney of record in the appeal located at the following mailing address:
- Another individual and address as designated in the following information:

Name 2411 Greenhouse (TX) Owner LP

Address C/O John Hamstra PO Box A3878

City Chicago

State IL

ZIP 60690

ck to

SIGN THE APPLICATION

Tiana Hayes
Property Owner or Duly Authorized Representative

05-01-2024
Date

2023 TAX RECEIPT

WEST PARK MUD
 AVIK BONNERJEE, TAX ASSESSOR COLLECTOR
 13333 NORTHWEST FREEWAY, SUITE 620
 HOUSTON, TX 77040

Hours: MON - THU 8 - 4 FRI 8 - 12
 Web: WWW.BAMUNITAX.COM

Phone: 713-900-2680
 Fax: 713-900-2685

Jur No	Stmt Date	Delinquent Date	Receipt No
897	5/10/2024	6/1/2024	48

Account No [REDACTED]

TAXES ARE DUE UPON RECEIPT. TAXES WILL BECOME DELINQUENT AFTER May 31, 2024. PAYMENT MUST BE POSTMARKED BEFORE DELINQUENT DATE TO AVOID ADDITIONAL PENALTIES AND INTEREST.

Taxes that remain delinquent on April 02, 2024 will incur an additional penalty to defray costs of collection per Section 33.07, 33.08 and/or 33.11 of the Texas Property Tax Code.

Please contact the Appraisal District concerning any corrections in appraised value, ownership, address changes or any application for exemptions.

Harris County Appraisal District
 www.hcad.org 713-957-7800

Owner Name and Address	
[REDACTED]	

Appraised Values		Property Information	
Personal Property	2,398,219	[REDACTED]	L1
		Service Address	
100% Assessed Value	2,398,219	[REDACTED]	

Taxing Unit	Less Exemptions	Taxable Value	Tax Rate	Tax Levy
WESTPARK MUD		2,398,219	0.375000 per \$100	8,993.32

			Current Taxes Due	8,993.32

Payment Date	Due Before Payment	Paid By	Taxes Paid	CAD Penalties Paid	P. & I Paid	Atty Fee Paid	Other Paid	Total Payment
01/31/2024	10,577.84	[REDACTED]	10,577.64	0.00	0.00	0.00	0.00	10,577.84
02/01/2024	-0.20	[REDACTED]	0.00	0.00	0.00	0.00	0.00	-0.20
04/25/2024	0.00	[REDACTED]	-1,584.32	0.00	0.00	0.00	0.00	0.00

CORRECTION ROLL # 8
 AMOUNT: 1584.32

2023 Paid in Full						Total Paid	10,577.64
					OK PD 1907		5.1.24

2023 TAX RECEIPT

WEST PARK MUD.
 AVIK BONNERJEE, TAX ASSESSOR COLLECTOR
 13333 NORTHWEST FREEWAY, SUITE 620
 HOUSTON, TX 77040

Hours: MON - THU 8 - 4 FRI 8 - 12
 Web: WWW.BAMUNITAX.COM

Phone: 713-900-2680
 Fax: 713-900-2685

Jur No	Stmt Date	Delinquent Date	Receipt No
897	5/10/2024	6/1/2024	302

Account No [REDACTED]

TAXES ARE DUE UPON RECEIPT. TAXES WILL BECOME DELINQUENT AFTER May 31, 2024. PAYMENT MUST BE POSTMARKED BEFORE DELINQUENT DATE TO AVOID ADDITIONAL PENALTIES AND INTEREST.

Taxes that remain delinquent on July 02, 2024 will incur an additional penalty to defray costs of collection per Section 33.07, 33.08 and/or 33.11 of the Texas Property Tax Code.

Please contact the Appraisal District concerning any corrections in appraised value, ownership, address changes or any application for exemptions.

Harris County Appraisal District
 www.hcad.org 713-957-7800

Owner Name and Address

[REDACTED]

****RETURN SERVICE REQUESTED****

Appraised Values		Property Information		Comparisons of the last six (6) tax years					
Improvement	6,670,387	RES A BLK 1 WESTGATE BUSINESS PARK AT RICEFIELD DRIVE	Acreage: 8.54560	Year	Appraised	Taxable	Rate	Taxes	% Change
Land Value	6,979,613			2023	13,650,000	13,650,000	0.375000	51,187.50	4.20%
				2022	13,100,000	13,100,000	0.375000	49,125.00	0.77%
				2021	13,000,000	13,000,000	0.375000	48,750.00	15.83%
				2020	12,950,000	12,950,000	0.325000	42,087.50	-10.84%
				2019	11,950,000	11,950,000	0.395000	47,202.50	-0.98%
				2018	11,350,000	11,350,000	0.420000	47,670.00	N/A
				% Change between 2023 and 2018					
					20.26%	20.26%	-10.71%	7.38%	

100% Assessed Value	Taxing Unit	Less Exemptions	Taxable Value	Tax Rate	Tax Levy
13,650,000	WESTPARK MUD		13,650,000	0.375000 per \$100	51,187.50

IF YOU ARE 65 YEARS OF AGE OR OLDER OR ARE DISABLED AND THE PROPERTY DESCRIBED IN THIS DOCUMENT IS YOUR RESIDENCE HOMESTEAD, YOU SHOULD CONTACT THE APPRAISAL DISTRICT REGARDING ANY ENTITLEMENT YOU MAY HAVE TO A POSTPONEMENT IN THE PAYMENT OF THESE TAXES.

Current Taxes Due	51,187.50

Payment Date	Due Before Payment	Paid By	Taxes Paid	CAD Penalties Paid	P & I Paid	Atty Fee Paid	Other Paid	Total Payment
01/25/2024	54,511.80	[REDACTED]	54,511.80	0.00	0.00	0.00	0.00	54,511.80
04/25/2024	0.00	[REDACTED]	-3,324.30	0.00	0.00	0.00	0.00	0.00
			CORRECTION ROLL # <u>8</u> AMOUNT: <u>3,324.30</u>					
					OKPd	1908		51.24
2023 Paid in Full							Total Paid	54,511.80

2023 TAX RECEIPT

WEST PARK MUD
 AVIK BONNERJEE, TAX ASSESSOR COLLECTOR
 13333 NORTHWEST FREEWAY, SUITE 620
 HOUSTON, TX 77040

Hours: MON - THU 8 - 4 FRI 8 - 12
 Web: WWW.BAMUNITAX.COM

Phone: 713-900-2680
 Fax: 713-900-2685

Jur No	Stmt Date	Delinquent Date	Receipt No
897	5/10/2024	6/1/2024	103

Account No: [REDACTED]

TAXES ARE DUE UPON RECEIPT. TAXES WILL BECOME DELINQUENT AFTER May 31, 2024. PAYMENT MUST BE POSTMARKED BEFORE DELINQUENT DATE TO AVOID ADDITIONAL PENALTIES AND INTEREST.
 Taxes that remain delinquent on April 02, 2024 will incur an additional penalty to defray costs of collection per Section 33.07, 33.08 and/or 33.11 of the Texas Property Tax Code.

Please contact the Appraisal District concerning any corrections in appraised value, ownership, address changes or any application for exemptions.
 Harris County Appraisal District
 www.hcad.org 713-957-7800

Owner Name and Address
 [REDACTED]
 RETURN SERVICE REQUESTED

Appraised Values		Property Information	
Personal Property	2,408	Leased Equipment CMP	L1
100% Assessed Value	2,408	Service Address	IN HARRIS COUNTY

Taxing Unit	Less Exemptions	Taxable Value	Tax Rate	Tax Levy
WESTPARK MUD		2,408	0.375000 per \$100	9.03

Current Taxes Due			
			9.03

Payment Date	Due Before Payment	Paid By	Taxes Paid	CAD Penalties Paid	P & I Paid	Atty Fee Paid	Other Paid	Total Payment
01/31/2024	31.52	[REDACTED]	31.52	0.00	0.00	0.00	0.00	31.52
04/25/2024	0.00	[REDACTED]	-22.49	0.00	0.00	0.00	0.00	0.00
CORRECTION ROLL # 8 AMOUNT: 22.49								
					CK PD	1909		5.124
2023 Paid in Full							Total Paid	31.52

2022 TAX RECEIPT

WEST PARK MUD
 AVIK BONNERJEE, TAX ASSESSOR COLLECTOR
 13333 NORTHWEST FREEWAY, SUITE 620
 HOUSTON, TX 77040

Hours: MON - THU 8 - 4 FRI 8 - 12
 Web: WWW.BAMUNITAX.COM

Phone: 713-900-2680
 Fax: 713-900-2685

Jur No	Stmt Date	Delinquent Date	Receipt No
897	5/10/2024	6/1/2024	405

Account No	[REDACTED]
------------	------------

TAXES ARE DUE UPON RECEIPT. TAXES WILL BECOME DELINQUENT AFTER May 31, 2024. PAYMENT MUST BE POSTMARKED BEFORE DELINQUENT DATE TO AVOID ADDITIONAL PENALTIES AND INTEREST.

Taxes that remain delinquent on April 01, 2023 will incur an additional penalty to defray costs of collection per Section 33.07, 33.08 and/or 33.11 of the Texas Property Tax Code.

Please contact the Appraisal District concerning any corrections in appraised value, ownership, address changes or any application for exemptions.
 Harris County Appraisal District
 www.hcad.org 713-957-7800

Owner Name and Address

[REDACTED]

****RETURN SERVICE REQUESTED****

Appraised Values		Property Information				
Personal Property	314,782	Leased Equipment VHCLS				
			L1			
		Service Address				
		IN HARRIS COUNTY				
100% Assessed Value	314,782					
Taxing Unit	Less Exemptions	Taxable Value	Tax Rate	Tax Levy		
WESTPARK MUD		314,782	0.375000 per \$100	1,180.43		
				Current Taxes Due	1,180.43	

Payment Date	Due Before Payment	Paid By	Taxes Paid	CAD Penalties Paid	P & I Paid	Atty Fee Paid	Other Paid	Total Payment
02/16/2023	1,234.32	WHEELS LT	1,117.74	0.00	0.00	0.00	0.00	1,117.74
03/31/2024	164.74	WHEELS LT	108.95	0.00	28.33	27.46	0.00	164.74
04/23/2024	0.00	WHEELS LT	-46.26	0.00	0.00	0.00	0.00	0.00
CORRECTION ROLL # <u>20</u> AMOUNT: <u>46.26</u>								
ok pd						1910		51.24
2022 Paid in Full						Total Paid		1,282.48

2022 TAX RECEIPT

WEST PARK MUD
 AVIK BONNERJEE, TAX ASSESSOR COLLECTOR
 13333 NORTHWEST FREEWAY, SUITE 620
 HOUSTON, TX 77040

Hours: MON - THU 8 - 4 FRI 8 - 12
 Web: WWW.BAMUNITAX.COM

Phone: 713-900-2680
 Fax: 713-900-2685

Jur No	Stmt Date	Delinquent Date	Receipt No
897	5/10/2024	6/1/2024	52

Account No [REDACTED]

TAXES ARE DUE UPON RECEIPT. TAXES WILL BECOME DELINQUENT AFTER May 31, 2024. PAYMENT MUST BE POSTMARKED BEFORE DELINQUENT DATE TO AVOID ADDITIONAL PENALTIES AND INTEREST.

Taxes that remain delinquent on April 01, 2023 will incur an additional penalty to defray costs of collection per Section 33.07,33.08 and/or 33.11 of the Texas Property Tax Code.

Please contact the Appraisal District concerning any corrections in appraised value, ownership, address changes or any application for exemptions.
 Harris County Appraisal District
 www.hcad.org 713-957-7800

Owner Name and Address



RETURN SERVICE REQUESTED

Appraised Values		Property Information
Personal Property	15,263	Business Personal Property M&E
		L1
		Service Address
		IN HARRIS COUNTY
100% Assessed Value	15,263	

Taxing Unit	Less Exemptions	Taxable Value	Tax Rate	Tax Levy
WESTPARK MUD		15,263	0.375000 per \$100	57.24

			Current Taxes Due	57.24

Payment Date	Due Before Payment	Paid By	Taxes Paid	CAD Penalties Paid	P & I Paid	Atty Fee Paid	Other Paid	Total Payment
01/15/2023	57.24	[REDACTED]	57.24	0.00	0.00	0.00	0.00	57.24
12/12/2023	10.07	[REDACTED]	10.07	0.00	0.00	0.00	0.00	10.07
04/23/2024	0.00	[REDACTED]	-10.07	0.00	0.00	0.00	0.00	0.00

Correction Roll

20
 210.07

OK PD

1011

51.24

2022 Paid in Full

Total Paid

67.31

Invoice




MUNICIPAL TAX SERVICE, LLC

Date	Invoice #
5/1/2024	897-360

Bill To
West Park Municipal Utility District B&A Municipal Tax Service LLC 13333 Northwest Freeway Suite 620 Houston, TX 77040

Description	Unit Count	Rate	Amount
Avik Bonnerjee, RTA - Tax Assessor Collector Fee May 2024		1,134.55	1,134.55
2023 Additional Unit Count Invoiced 2024	21	0.90	18.90
		<i>OKPA 1912</i>	<i>5.1.24</i>
Thank you for your business.		Total	\$1,153.45

Invoice



MUNICIPAL TAX SERVICE, LLC

Date	Invoice #
5/1/2024	897-361

Bill To
West Park Municipal Utility District B&A Municipal Tax Service LLC 13333 Northwest Freeway Suite 620 Houston, TX 77040

Description	Unit Count	Rate	Amount
Copies	550	0.20	110.00
Postage, Mailing, and Handling (3)		2.58	2.58
Statement Mailing & Handling (B&A/DMR January-March 2024 1st Qtr 3308 Notices)		137.37	137.37
Roll Update & Processing (January-March 2024 Rolls)	3.75	75.00	281.25
Records Retention		6.89	6.89
Meeting Travel Time/Mileage/Time (March 2024)		156.35	156.35
		OK PD 1913	5.1.24
Thank you for your business.		Total	\$694.44

WEST PARK MUD
 Deposits Report
 For Dates 4/1/2024 thru 4/30/2024

Bank	Deposit Date	Deposit No	Ck/Cash	CC	WACH	Deposit Amount
WELLS FARGO BANK	4/8/2024	20240099	0	0	1	221.48
	4/1/2024	20240100	1	0	0	679.21
	4/8/2024	20240101	1	0	0	1,163.57
	4/15/2024	20240102	0	0	1	839.20
	4/17/2024	20240103	0	0	2	125.11
	4/18/2024	20240104	0	0	1	2,700.53
	4/19/2024	20240105	0	2	0	2,176.91
	4/22/2024	20240106	2	0	0	6,046.12
	4/23/2024	20240107	4	0	0	0.00
	4/23/2024	20240108	1	0	0	7.24
	4/24/2024	20240109	1	0	0	383.69
	4/24/2024	20240110	0	2	0	106.51
	4/25/2024	20240111	5	0	0	0.00
	4/26/2024	20240112	0	0	1	250.58
	4/30/2024	20240113	0	0	1	1,650.23
	4/30/2024	20240114	0	0	2	1,050.69
	4/30/2024	20240117	1	0	0	154.27
	4/30/2024	20240118	1	0	0	30.78
Total Deposits		18	17	4	9	17,586.12

GL Account Summary	2023	2022	2021	2020	Total Report
Taxes Paid	2,094.97	-3,255.94	35.13	34.54	-1,091.30
Penalties Paid	290.52	72.36	3.51	3.04	369.43
P&I Paid	1,076.98	365.08	15.07	19.00	1,476.13
Coll Fee Paid	2,173.55	347.37	10.74	11.32	2,542.98
Refund	9,734.71	4,554.17			14,288.88
	15,370.73	2,083.04	64.45	67.90	17,586.12

Ted A. Cox

collection 2,542.98 +
 82.04 +
 exp. 2,625.02 *

ck pd 1914 5.1.24

TED A. COX, P.C.
Attorney at Law
2855 Mangum, Suite 100A
Houston, Texas 77092
(713) 956-9400 Office
(713) 956-8485 Telefax

TED A. COX

April 22, 2024

B&A Municipal Tax Service, LLC
13333 Northwest Freeway, Suite 250
Houston, Texas 77040

RE: Westpark Municipal Utility District – Tax Suits/Collections

Expenses/Fees:

Postage/Copy/Deed/Constable/Online Database Search Fees (April 2024) \$82.04

TOTAL DUE THIS INVOICE \$82.04

PLEASE MAKE CHECK PAYABLE TO "TED A. COX, P.C."

CK PD 1914

5.1.24

MONTH OF APRIL 2024

<u>DISTRICT</u>	<u>COPIES</u>	<u>POSTAGE</u>	<u>DEED FEES</u>	<u>LEXIS NEXIS RESEARCH FEES</u>	<u>OTHER EXPENSES</u>	<u>TOTAL</u>
Louetta Road	\$15.50	\$17.00		\$3.33		\$35.83
McKinney MUD #1						
McKinney MUD #2						
Morton Road MUD	\$13.50	\$12.44		\$8.66		\$34.60
Northwest Freeway MUD	\$5.10	\$3.40	\$119.00		\$253.60 (two process server fees)	\$381.11
Plumcreek Mgt. District 1-A						
Reid Road MUD #2 MARCH-APRIL	\$13.50	\$20.93		\$3.33		\$37.76
Ricewood MUD	\$19.50	\$34.38		\$9.99		\$63.87
Shasla PUD	\$6.50	\$5.44				\$11.94
Westlake MUD #1	\$18.30	\$24.12		\$3.33	\$117.00 (one process server fee)	\$162.75
West Park MUD	\$28.50	\$49.34		\$4.20		\$82.04

Account No/Name/Address		Cad No/Property Descr.										
[REDACTED]		0746047 Business Personal Property CMP F&F M&E SUP		Over 65	No	Veteran	No	Installation Code	N			
						Due Apr, 2024		Due May, 2024		Due Jun, 2024		
Year	Stmt Date	Delq Date	Code	Taxes	Penalties	Payments	Del. P&I	Due	Del. P&I	Due	Del. P&I	Due
2023	10/26/2023	2/1/2024		39.89	3.99	0.00	14.57	58.45	15.62	59.50	16.67	60.55
2022	10/28/2022	2/1/2023		39.89	3.99	0.00	23.00	66.88	23.52	67.40	24.05	67.93
2021	10/18/2021	2/1/2022		39.89	3.99	0.00	29.31	73.19	29.84	73.72	30.36	74.24
Totals				119.67	11.97	0.00	66.88	198.52	68.98	200.62	71.08	202.72

Account No/Name/Address		Cad No/Property Descr.										
[REDACTED]		0772574 Business Personal Property F&F INV M&E		Over 65	No	Veteran	No	Installation Code	N			
						Due Apr, 2024		Due May, 2024		Due Jun, 2024		
Year	Stmt Date	Delq Date	Code	Taxes	Penalties	Payments	Del. P&I	Due	Del. P&I	Due	Del. P&I	Due
2021	10/18/2021	2/1/2022		11.07	1.11	0.00	8.14	20.32	8.28	20.46	8.42	20.60

Account No/Name/Address		Cad No/Property Descr.										
[REDACTED]		0783334 Business Personal Property MP F&F INV M&E SUP		Over 65	No	Veteran	No	Installation Code	N			
						Due Apr, 2024		Due May, 2024		Due Jun, 2024		
Year	Stmt Date	Delq Date	Code	Taxes	Penalties	Payments	Del. P&I	Due	Del. P&I	Due	Del. P&I	Due
2023	10/26/2023	2/1/2024		317.86	31.79	0.00	116.08	465.73	124.47	474.12	132.87	482.52

Account No/Name/Address		Cad No/Property Descr.										
[REDACTED]		0824171 Business Personal Property CMP F&F LSH M&E MISC ASSETS SUP		Over 65	No	Veteran	No	Installation Code	N			
						Due Apr, 2024		Due May, 2024		Due Jun, 2024		
Year	Stmt Date	Delq Date	Code	Taxes	Penalties	Payments	Del. P&I	Due	Del. P&I	Due	Del. P&I	Due
2023	10/26/2023	2/1/2024		34.66	0.00	0.00	11.50	46.16	12.34	47.00	13.17	47.83

Account No/Name/Address		Cad No/Property Descr.										
[REDACTED]		1008495 Business Personal Property F&F MISC ASSETS		Over 65	No	Veteran	No	Installation Code	N			
						Due Apr, 2024		Due May, 2024		Due Jun, 2024		
Year	Stmt Date	Delq Date	Code	Taxes	Penalties	Payments	Del. P&I	Due	Del. P&I	Due	Del. P&I	Due
2021	10/18/2021	2/1/2022		27.56	2.76	0.00	20.25	50.57	20.62	50.94	20.98	51.30
2020	12/9/2020	2/2/2021		23.89	2.39	0.00	21.34	47.62	21.66	47.94	21.97	48.25
Totals				51.45	5.15	0.00	41.59	98.19	42.28	98.88	42.95	99.55

Account No/Name/Address		Cad No/Property Descr.										
[REDACTED]		1153930000010 Acreage: 6.754100 RES E2 WESTGATE BUSINESS PARK SEC 1		Over 65	No	Veteran	No	Installation Code	N			
						Due Apr, 2024		Due May, 2024		Due Jun, 2024		
Year	Stmt Date	Delq Date	Code	Taxes	Penalties	Payments	Del. P&I	Due	Del. P&I	Due	Del. P&I	Due
2023	3/24/2024	2/1/2024		21,375.00	0.00	0.00	2,351.25	23,726.25	2,778.75	24,153.75	3,206.25	24,581.25

Account No/Name/Address		Cad No/Property Descr.										
[REDACTED]		1153930000025 Acreage: 0.023000 RES I-1 WESTGATE BUSINESS PARK 1 R/P		Over 65	No	Veteran	No	Installation Code	N			
						Due Apr, 2024		Due May, 2024		Due Jun, 2024		
Year	Stmt Date	Delq Date	Code	Taxes	Penalties	Payments	Del. P&I	Due	Del. P&I	Due	Del. P&I	Due
2023	10/26/2023	2/1/2024		0.19	0.00	0.00	0.02	0.21	0.02	0.21	0.03	0.22

Account No/Name/Address		Cad No/Property Descr.										
115-393-000-0026		1153930000026		Acreage: 0.023000		Over 65		No				
[REDACTED]		RES I-2				Veteran		No				
[REDACTED]		(DIRECTORS LOT 2)				Installment Code		N				
[REDACTED]		WESTGATE BUSINESS PARK 1 R/P										
						Due Apr, 2024		Due May, 2024		Due Jun, 2024		
Year	Stmt Date	Delq Date	Code	Taxes	Penalties	Payments	Del. P&I	Due	Del. P&I	Due	Del. P&I	Due
2023	10/26/2023	2/1/2024		0.19	0.00	0.00	0.02	0.21	0.02	0.21	0.03	0.22
115-393-000-0027		1153930000027		Acreage: 0.023000		Over 65		No				
[REDACTED]		RES I-3				Veteran		No				
[REDACTED]		WESTGATE BUSINESS PARK 1 R/P				Installment Code		N				
						Due Apr, 2024		Due May, 2024		Due Jun, 2024		
Year	Stmt Date	Delq Date	Code	Taxes	Penalties	Payments	Del. P&I	Due	Del. P&I	Due	Del. P&I	Due
2023	10/26/2023	2/1/2024		0.19	0.00	0.00	0.02	0.21	0.02	0.21	0.03	0.22
115-393-000-0028		1153930000028		Acreage: 0.023000		Over 65		No				
[REDACTED]		RES I-4				Veteran		No				
[REDACTED]		WESTGATE BUSINESS PARK 1 R/P				Installment Code		N				
						Due Apr, 2024		Due May, 2024		Due Jun, 2024		
Year	Stmt Date	Delq Date	Code	Taxes	Penalties	Payments	Del. P&I	Due	Del. P&I	Due	Del. P&I	Due
2023	10/26/2023	2/1/2024		0.19	0.00	0.00	0.02	0.21	0.02	0.21	0.03	0.22
115-393-000-0029		1153930000029		Acreage: 0.023000		Over 65		No				
[REDACTED]		RES I-5				Veteran		No				
[REDACTED]		WESTGATE BUSINESS PARK 1 R/P				Installment Code		N				
						Due Apr, 2024		Due May, 2024		Due Jun, 2024		
Year	Stmt Date	Delq Date	Code	Taxes	Penalties	Payments	Del. P&I	Due	Del. P&I	Due	Del. P&I	Due
2023	10/26/2023	2/1/2024		0.19	0.00	0.00	0.02	0.21	0.02	0.21	0.03	0.22
115-393-000-0055		1153930000055		Acreage: 0.024100		Over 65		No				
[REDACTED]		RES A8-A				Veteran		No				
[REDACTED]		WESTGATE BUSINESS PARK SEC 1				Installment Code		N				
						Due Apr, 2024		Due May, 2024		Due Jun, 2024		
Year	Stmt Date	Delq Date	Code	Taxes	Penalties	Payments	Del. P&I	Due	Del. P&I	Due	Del. P&I	Due
2023	10/26/2023	2/1/2024		39.38	0.00	0.00	4.33	43.71	5.12	44.50	5.91	45.29
115-393-000-0056		1153930000056		Acreage: 0.048200		Over 65		No				
[REDACTED]		RES A8-B				Veteran		No				
[REDACTED]		WESTGATE BUSINESS PARK SEC 1				Installment Code		N				
						Due Apr, 2024		Due May, 2024		Due Jun, 2024		
Year	Stmt Date	Delq Date	Code	Taxes	Penalties	Payments	Del. P&I	Due	Del. P&I	Due	Del. P&I	Due
2023	10/26/2023	2/1/2024		78.75	0.00	0.00	8.66	87.41	10.24	88.99	11.81	90.56
133-397-001-0003		1333970010003		Acreage: 0.341900		Over 65		No				
[REDACTED]		RES A2 BLK 1				Veteran		No				
[REDACTED]		GREENHOUSE MEDICAL CAMPUS				Installment Code		N				
						Due Apr, 2024		Due May, 2024		Due Jun, 2024		
Year	Stmt Date	Delq Date	Code	Taxes	Penalties	Payments	Del. P&I	Due	Del. P&I	Due	Del. P&I	Due
2023	10/26/2023	2/1/2024		5,223.06	0.00	0.00	574.54	5,797.60	679.00	5,902.06	783.46	6,006.52

Account No/Name/Address	Cad No/Property Descr.	Over 65	No
2000673 [REDACTED]	2000673 Leased Equipment INV M&E	Veteran	No
		Installment Code	N

Year	Stmt Date	Delq Date	Code	Taxes	Penalties	Payments	Due Apr, 2024		Due May, 2024		Due Jun, 2024	
							Del. P&I	Due	Del. P&I	Due	Del. P&I	Due
2023	10/26/2023	2/1/2024		34.26	0.00	0.00	11.38	45.64	12.19	46.45	13.02	47.28

Account No/Name/Address	Cad No/Property Descr.	Over 65	No
2013646 [REDACTED]	2013646 Business Personal Property CMP F&F INV M&E	Veteran	No
		Installment Code	N

Year	Stmt Date	Delq Date	Code	Taxes	Penalties	Payments	Due Apr, 2024		Due May, 2024		Due Jun, 2024	
							Del. P&I	Due	Del. P&I	Due	Del. P&I	Due
2023	10/26/2023	2/1/2024		1,311.48	131.15	0.00	478.95	1,921.58	513.57	1,956.20	548.19	1,990.82

Account No/Name/Address	Cad No/Property Descr.	Over 65	No
2039739 [REDACTED]	2039739 Multi-Locations M&E	Veteran	No
		Installment Code	N

Year	Stmt Date	Delq Date	Code	Taxes	Penalties	Payments	Due Apr, 2024		Due May, 2024		Due Jun, 2024	
							Del. P&I	Due	Del. P&I	Due	Del. P&I	Due
2023	10/26/2023	2/1/2024		30.42	0.00	0.00	10.10	40.52	10.82	41.24	11.56	41.98

Account No/Name/Address	Cad No/Property Descr.	Over 65	No
2048865 [REDACTED]	2048865 Leased Equipment CMP F&F M&E MISC ASSETS	Veteran	No
		Installment Code	N

IN HARRIS COUNTY

Year	Stmt Date	Delq Date	Code	Taxes	Penalties	Payments	Due Apr, 2024		Due May, 2024		Due Jun, 2024	
							Del. P&I	Due	Del. P&I	Due	Del. P&I	Due
2023	10/26/2023	2/1/2024		30.86	0.00	0.00	10.24	41.10	10.98	41.84	11.73	42.59

Account No/Name/Address	Cad No/Property Descr.	Over 65	No
2080739 [REDACTED]	2080739 Business Personal Property CMP F&F INV M&E	Veteran	No
		Installment Code	N

Year	Stmt Date	Delq Date	Code	Taxes	Penalties	Payments	Due Apr, 2024		Due May, 2024		Due Jun, 2024	
							Del. P&I	Due	Del. P&I	Due	Del. P&I	Due
2023	10/26/2023	2/1/2024		227.01	0.00	0.00	75.37	302.38	80.81	307.82	86.26	313.27

Account No/Name/Address	Cad No/Property Descr.	Over 65	No
2092875 [REDACTED]	2092875 Business Personal Property CMP F&F M&E MISC ASSETS	Veteran	No
		Installment Code	N

Year	Stmt Date	Delq Date	Code	Taxes	Penalties	Payments	Due Apr, 2024		Due May, 2024		Due Jun, 2024	
							Del. P&I	Due	Del. P&I	Due	Del. P&I	Due
2020	10/14/2020	2/2/2021		7.80	0.00	0.00	6.34	14.14	6.43	14.23	6.52	14.32

Account No/Name/Address	Cad No/Property Descr.	Over 65	No
2112139 [REDACTED]	2112139 Business Personal Property F&F M&E SUP	Veteran	No
		Installment Code	N

Year	Stmt Date	Delq Date	Code	Taxes	Penalties	Payments	Due Apr, 2024		Due May, 2024		Due Jun, 2024	
							Del. P&I	Due	Del. P&I	Due	Del. P&I	Due
2021	10/18/2021	2/1/2022		54.43	5.44	0.00	39.99	99.86	40.71	100.58	41.43	101.30
2020	10/14/2020	2/2/2021		47.17	4.72	0.00	42.13	94.02	42.75	94.64	43.38	95.27
Totals				101.60	10.16	0.00	82.12	193.88	83.46	195.22	84.81	196.57

Account No/Name/Address	Cad No/Property Descr.	Over 65	No
[REDACTED]	2114111 Vehicles VHCLS	Veteran Installment Code	No No N

Year	Stmt Date	Delq Date	Code	Taxes	Penalties	Payments	Due Apr, 2024		Due May, 2024		Due Jun, 2024	
							Del. P&I	Due	Del. P&I	Due	Del. P&I	Due
2023	1/24/2024	2/1/2024		134.55	13.46	0.00	49.14	197.15	52.69	200.70	56.24	204.25

2208034	[REDACTED]	2208034 Vehicles VHCLS	Over 65 Veteran Installment Code	No No N
---------	------------	------------------------------	--	---------------

Year	Stmt Date	Delq Date	Code	Taxes	Penalties	Payments	Due Apr, 2024		Due May, 2024		Due Jun, 2024	
							Del. P&I	Due	Del. P&I	Due	Del. P&I	Due
2015	10/13/2015	2/2/2016	L	114.37	11.44	0.00	0.06	0.10	0.06	0.10	0.07	0.11

Payment Date	Payment Amt	Escrow	Taxes	Penalties	Del. P&I	Atty Fees	Other Fees	Refund
11/9/2020	125.77	0.00	125.77	0.00	0.00	0.00	0.00	0.00

2224589	[REDACTED]	2224589 Vehicles VHCLS	Over 65 Veteran Installment Code	No No N
---------	------------	------------------------------	--	---------------

Year	Stmt Date	Delq Date	Code	Taxes	Penalties	Payments	Due Apr, 2024		Due May, 2024		Due Jun, 2024	
							Del. P&I	Due	Del. P&I	Due	Del. P&I	Due
2021	10/18/2021	2/1/2022		65.80	6.58	0.00	48.35	120.73	49.22	121.60	50.09	122.47

2225001	[REDACTED]	2225001 Vehicles VHCLS	Over 65 Veteran Installment Code	No No N
---------	------------	------------------------------	--	---------------

Year	Stmt Date	Delq Date	Code	Taxes	Penalties	Payments	Due Apr, 2024		Due May, 2024		Due Jun, 2024	
							Del. P&I	Due	Del. P&I	Due	Del. P&I	Due
2018	2/26/2019	4/2/2019		15.75	0.00	0.00	16.95	32.70	17.14	32.89	17.32	33.07

2228369	[REDACTED]	2228369 Business Personal Property CMP F&F INV M&E	Over 65 Veteran Installment Code	No No N
---------	------------	--	--	---------------

Year	Stmt Date	Delq Date	Code	Taxes	Penalties	Payments	Due Apr, 2024		Due May, 2024		Due Jun, 2024	
							Del. P&I	Due	Del. P&I	Due	Del. P&I	Due
2018	10/11/2018	2/1/2019		764.20	76.42	0.00	924.68	1,765.30	934.77	1,775.39	944.86	1,785.48

2234621	[REDACTED]	2234621 Business Personal Property CMP F&F M&E SUP	Over 65 Veteran Installment Code	No No N
---------	------------	--	--	---------------

Year	Stmt Date	Delq Date	Code	Taxes	Penalties	Payments	Due Apr, 2024		Due May, 2024		Due Jun, 2024	
							Del. P&I	Due	Del. P&I	Due	Del. P&I	Due
2023	10/26/2023	2/1/2024		17.55	1.76	0.00	6.41	25.72	6.87	26.18	7.34	26.65

2237141	[REDACTED]	2237141 Business Personal Property CMP F&F INSIDE HEB	Over 65 Veteran Installment Code	No No N
---------	------------	--	--	---------------

Year	Stmt Date	Delq Date	Code	Taxes	Penalties	Payments	Due Apr, 2024		Due May, 2024		Due Jun, 2024	
							Del. P&I	Due	Del. P&I	Due	Del. P&I	Due
2021	10/18/2021	2/1/2022		18.94	0.00	0.00	12.66	31.60	12.88	31.82	13.11	32.05

Account No/Name/Address	Cad No/Property Descr.	Over 65	No
2241366	2241366 Vehicles VHCLS	Veteran Installment Code	No N

Year	Stmt Date	Delq Date	Code	Taxes	Penalties	Payments	Due Apr, 2024		Due May, 2024		Due Jun, 2024	
							Del. P&I	Due	Del. P&I	Due	Del. P&I	Due
2019	3/19/2020	5/1/2020		165.81	0.00	0.00	152.55	318.36	154.53	320.34	156.52	322.33

Account No/Name/Address	Cad No/Property Descr.	Over 65	No
2244223	2244223 Vehicles VHCLS	Veteran Installment Code	No N

Year	Stmt Date	Delq Date	Code	Taxes	Penalties	Payments	Due Apr, 2024		Due May, 2024		Due Jun, 2024	
							Del. P&I	Due	Del. P&I	Due	Del. P&I	Due
2018	10/11/2018	2/1/2019		17.04	1.70	0.00	20.62	39.36	20.84	39.58	21.06	39.80
2017	10/11/2017	2/1/2018		20.58	2.06	0.00	28.17	50.81	28.43	51.07	28.71	51.35
2016	10/11/2016	2/1/2017		34.57	3.46	0.00	52.79	90.82	53.24	91.27	53.70	91.73
Totals				72.19	7.22	0.00	101.58	180.99	102.51	181.92	103.47	182.88

Account No/Name/Address	Cad No/Property Descr.	Over 65	No
2244544	2244544 Vehicles VHCLS	Veteran Installment Code	No N

Year	Stmt Date	Delq Date	Code	Taxes	Penalties	Payments	Due Apr, 2024		Due May, 2024		Due Jun, 2024	
							Del. P&I	Due	Del. P&I	Due	Del. P&I	Due
2023	10/26/2023	2/1/2024		189.05	18.90	0.00	69.03	276.98	74.03	281.98	79.02	286.97

Account No/Name/Address	Cad No/Property Descr.	Over 65	No
2267297	2267297 Vehicles VHCLS	Veteran Installment Code	No N

Year	Stmt Date	Delq Date	Code	Taxes	Penalties	Payments	Due Apr, 2024		Due May, 2024		Due Jun, 2024	
							Del. P&I	Due	Del. P&I	Due	Del. P&I	Due
2023	1/6/2024	2/1/2024		122.16	12.22	0.00	44.61	178.99	47.84	182.22	51.07	185.45

Account No/Name/Address	Cad No/Property Descr.	Over 65	No
2268915	2268915 Business Personal Property CMP F&F INV M&E MISC ASSETS SUP	Veteran Installment Code	No N

Year	Stmt Date	Delq Date	Code	Taxes	Penalties	Payments	Due Apr, 2024		Due May, 2024		Due Jun, 2024	
							Del. P&I	Due	Del. P&I	Due	Del. P&I	Due
2023	10/26/2023	2/1/2024		80.84	8.08	0.00	29.52	118.44	31.66	120.58	33.79	122.71
2022	10/28/2022	2/1/2023		77.14	7.71	0.00	44.46	129.31	45.48	130.33	46.50	131.35
2021	12/15/2021	2/1/2022		74.38	7.44	0.00	54.66	136.48	55.64	137.46	56.62	138.44
2020	10/14/2020	2/2/2021		64.46	6.45	0.00	57.57	128.48	58.43	129.34	59.28	130.19
Totals				296.82	29.68	0.00	186.21	512.71	191.21	517.71	196.19	522.69

Account No/Name/Address	Cad No/Property Descr.	Over 65	No
2279923	2279923 Business Personal Property CMP F&F M&E SUP	Veteran Installment Code	No N

Year	Stmt Date	Delq Date	Code	Taxes	Penalties	Payments	Due Apr, 2024		Due May, 2024		Due Jun, 2024	
							Del. P&I	Due	Del. P&I	Due	Del. P&I	Due
2023	11/3/2023	2/1/2024		13.03	1.30	0.00	4.76	19.09	5.10	19.43	5.45	19.78
2022	10/28/2022	2/1/2023		13.03	1.30	0.00	7.51	21.84	7.68	22.01	7.86	22.19
2021	10/18/2021	2/1/2022		13.03	1.30	0.00	9.57	23.90	9.74	24.07	9.92	24.25
2020	10/14/2020	2/2/2021		11.29	1.13	0.00	10.08	22.50	10.24	22.66	10.38	22.80
2019	10/1/2019	2/1/2020		13.73	1.37	0.00	14.43	29.53	14.61	29.71	14.80	29.90
Totals				64.11	6.40	0.00	46.35	116.86	47.37	117.88	48.41	118.92

Account No/Name/Address 2279927 [REDACTED]	Cad No/Property Descr. 2279927 Light Manufacturing CMP F&F INV M&E	Over 65 Veteran Installment Code	No No N
--	---	--	---------------

Year	Stmt Date	Delq Date	Code	Taxes	Penalties	Payments	Due Apr, 2024		Due May, 2024		Due Jun, 2024	
							Del. P&I	Due	Del. P&I	Due	Del. P&I	Due
2023	10/26/2023	2/1/2024		46.01	4.60	0.00	16.81	67.42	18.02	68.63	19.23	69.84
2022	10/28/2022	2/1/2023		45.86	4.59	0.00	26.43	76.88	27.05	77.50	27.65	78.10
Totals				91.87	9.19	0.00	43.24	144.30	45.07	146.13	46.88	147.94

Account No/Name/Address 2279930 [REDACTED]	Cad No/Property Descr. 2279930 Business Personal Property CMP F&F INV M&E SUP	Over 65 Veteran Installment Code	No No N
--	--	--	---------------

Year	Stmt Date	Delq Date	Code	Taxes	Penalties	Payments	Due Apr, 2024		Due May, 2024		Due Jun, 2024	
							Del. P&I	Due	Del. P&I	Due	Del. P&I	Due
2021	10/18/2021	2/1/2022		202.22	20.22	0.00	148.59	371.03	151.26	373.70	153.93	376.37
2020	10/14/2020	2/2/2021		175.26	17.53	0.00	156.54	349.33	158.86	351.65	161.17	353.96
2019	10/1/2019	2/1/2020		213.00	21.30	0.00	223.99	458.29	226.80	461.10	229.62	463.92
2018	10/11/2018	2/1/2019	L	222.04	22.20	0.00	268.66	512.90	271.59	515.83	274.52	518.76
Lawsuit: 2/22/2019												
2017	2/27/2018	4/3/2018	L	238.16	23.82	0.00	319.61	581.59	322.76	584.74	325.90	587.88
Lawsuit: 2/22/2019												
Totals				1,050.68	105.07	0.00	1,117.39	2,273.14	1,131.27	2,287.02	1,145.14	2,300.89

Account No/Name/Address 2281672 [REDACTED]	Cad No/Property Descr. 2281672 Business Personal Property CMP F&F M&E SUP	Over 65 Veteran Installment Code	No No N
--	--	--	---------------

Year	Stmt Date	Delq Date	Code	Taxes	Penalties	Payments	Due Apr, 2024		Due May, 2024		Due Jun, 2024	
							Del. P&I	Due	Del. P&I	Due	Del. P&I	Due
2023	10/26/2023	2/1/2024		1,999.77	199.98	0.00	730.31	2,930.06	783.11	2,982.86	835.90	3,035.65
2022	10/28/2022	2/1/2023		1,999.77	199.98	0.00	1,152.67	3,352.42	1,179.07	3,378.82	1,205.47	3,405.22
2021	10/18/2021	2/1/2022		1,999.77	199.98	0.00	1,469.43	3,669.18	1,495.83	3,695.58	1,522.23	3,721.98
2020	10/27/2020	2/2/2021		1,733.13	173.31	0.00	1,548.02	3,454.46	1,570.91	3,477.35	1,593.78	3,500.22
2019	10/1/2019	2/1/2020		2,106.42	210.64	0.00	2,215.11	4,532.17	2,242.92	4,559.98	2,270.72	4,587.78
2018	12/19/2018	2/1/2019		2,239.74	223.97	0.00	2,710.08	5,173.79	2,739.65	5,203.36	2,769.21	5,232.92
Totals				12,078.60	1,207.86	0.00	9,825.62	23,112.08	10,011.49	23,297.95	10,197.31	23,483.77

Account No/Name/Address 2295532 [REDACTED]	Cad No/Property Descr. 2295532 Business Personal Property CMP F&F INV M&E MISC ASSETS	Over 65 Veteran Installment Code	No No N
--	--	--	---------------

Year	Stmt Date	Delq Date	Code	Taxes	Penalties	Payments	Due Apr, 2024		Due May, 2024		Due Jun, 2024	
							Del. P&I	Due	Del. P&I	Due	Del. P&I	Due
2023	10/26/2023	2/1/2024		46.42	0.00	0.00	15.42	61.84	16.52	62.94	17.64	64.06

Account No/Name/Address 2301975 [REDACTED]	Cad No/Property Descr. 2301975 Leased Equipment. VHCLS	Over 65 Veteran Installment Code	No No N
--	---	--	---------------

Year	Stmt Date	Delq Date	Code	Taxes	Penalties	Payments	Due Apr, 2024		Due May, 2024		Due Jun, 2024	
							Del. P&I	Due	Del. P&I	Due	Del. P&I	Due
2022	10/28/2022	2/1/2023		52.06	5.21	0.00	30.01	87.28	30.70	87.97	31.39	88.66

Account No/Name/Address 2303733 [REDACTED]	Cad No/Property Descr. 2303733 Business Personal Property CMP F&F M&E SUP	Over 65 Veteran Installment Code	No No N
--	--	--	---------------

Year	Stmt Date	Delq Date	Code	Taxes	Penalties	Payments	Due Apr, 2024		Due May, 2024		Due Jun, 2024	
							Del. P&I	Due	Del. P&I	Due	Del. P&I	Due
2023	11/3/2023	2/1/2024		45.93	4.59	0.00	16.78	67.30	17.99	68.51	19.20	69.72

Account No/Name/Address	Cad No/Property Descr.	Over 65	No
2303884	2303884 Light Manufacturing CMP F&F INV M&E SUP	Veteran	No
		Installment Code	N

Year	Stmt Date	Delq Date	Code	Taxes	Penalties	Payments	Due Apr, 2024		Due May, 2024		Due Jun, 2024	
							Del. P&I	Due	Del. P&I	Due	Del. P&I	Due
2023	10/26/2023	2/1/2024		42.20	4.22	0.00	15.42	61.84	16.52	62.94	17.64	64.06

Account No/Name/Address	Cad No/Property Descr.	Over 65	No
2304012	2304012 Business Personal Property CMP F&F INV M&E	Veteran	No
		Installment Code	N

Year	Stmt Date	Delq Date	Code	Taxes	Penalties	Payments	Due Apr, 2024		Due May, 2024		Due Jun, 2024	
							Del. P&I	Due	Del. P&I	Due	Del. P&I	Due
2023	11/3/2023	2/1/2024		481.63	48.16	0.00	175.89	705.68	188.60	718.39	201.32	731.11

Account No/Name/Address	Cad No/Property Descr.	Over 65	No
2304128	2304128 Business Personal Property CMP F&F M&E SUP	Veteran	No
		Installment Code	N

Year	Stmt Date	Delq Date	Code	Taxes	Penalties	Payments	Due Apr, 2024		Due May, 2024		Due Jun, 2024	
							Del. P&I	Due	Del. P&I	Due	Del. P&I	Due
2023	10/26/2023	2/1/2024		240.79	24.08	0.00	87.94	352.81	94.29	359.16	100.65	365.52

Account No/Name/Address	Cad No/Property Descr.	Over 65	No
2304130	2304130 Business Personal Property CMP F&F M&E SUP	Veteran	No
		Installment Code	N

Year	Stmt Date	Delq Date	Code	Taxes	Penalties	Payments	Due Apr, 2024		Due May, 2024		Due Jun, 2024	
							Del. P&I	Due	Del. P&I	Due	Del. P&I	Due
2023	10/26/2023	2/1/2024		237.24	23.72	0.00	86.64	347.60	92.90	353.86	99.16	360.12

Account No/Name/Address	Cad No/Property Descr.	Over 65	No
2304284	2304284 Business Personal Property CMP F&F INV M&E SUP	Veteran	No
		Installment Code	N

Year	Stmt Date	Delq Date	Code	Taxes	Penalties	Payments	Due Apr, 2024		Due May, 2024		Due Jun, 2024	
							Del. P&I	Due	Del. P&I	Due	Del. P&I	Due
2023	10/26/2023	2/1/2024		804.94	0.00	0.00	267.24	1,072.18	286.56	1,091.50	305.88	1,110.82

Account No/Name/Address	Cad No/Property Descr.	Over 65	No
2304477	2304477 Business Personal Property CMP F&F INV M&E	Veteran	No
		Installment Code	N

Year	Stmt Date	Delq Date	Code	Taxes	Penalties	Payments	Due Apr, 2024		Due May, 2024		Due Jun, 2024	
							Del. P&I	Due	Del. P&I	Due	Del. P&I	Due
2023	10/26/2023	2/1/2024		461.87	46.19	0.00	168.68	676.74	180.87	688.93	193.06	701.12

Account No/Name/Address	Cad No/Property Descr.	Over 65	No
2313194	2313194 Vehicles VHCLS	Veteran	No
		Installment Code	N

Year	Stmt Date	Delq Date	Code	Taxes	Penalties	Payments	Due Apr, 2024		Due May, 2024		Due Jun, 2024	
							Del. P&I	Due	Del. P&I	Due	Del. P&I	Due
2021	10/18/2021	2/1/2022		2.44	0.24	0.00	1.80	4.48	1.82	4.50	1.86	4.54
2020	10/14/2020	2/2/2021		2.11	0.21	0.00	1.88	4.20	1.92	4.24	1.94	4.26
2019	6/17/2020	8/1/2020		17.18	1.72	0.00	16.70	35.60	16.93	35.83	17.16	36.06
Totals				21.73	2.17	0.00	20.38	44.28	20.67	44.57	20.96	44.86

Account No/Name/Address	Cad No/Property Descr.	Over 65	No
[REDACTED]	2314908 Vehicles VHCLS	Veteran Installment Code	No No N

Year	Stmt Date	Delq Date	Code	Taxes	Penalties	Payments	Due Apr, 2024		Due May, 2024		Due Jun, 2024	
							Del. P&I	Due	Del. P&I	Due	Del. P&I	Due
2021	10/18/2021	2/1/2022		7.69	0.77	0.00	5.65	14.11	5.75	14.21	5.86	14.32

Account No/Name/Address	Cad No/Property Descr.	Over 65	No
[REDACTED]	2323445 Leased Equipment VHCLS	Veteran Installment Code	No No N

Year	Stmt Date	Delq Date	Code	Taxes	Penalties	Payments	Due Apr, 2024		Due May, 2024		Due Jun, 2024	
							Del. P&I	Due	Del. P&I	Due	Del. P&I	Due
2019	3/19/2020	5/1/2020		181.91	0.00	0.00	167.36	349.27	169.55	351.46	171.72	353.63

Account No/Name/Address	Cad No/Property Descr.	Over 65	No
[REDACTED]	2328080 Multi-Locations CMP F&F LSH M&E VHCLS	Veteran Installment Code	No No N

Year	Stmt Date	Delq Date	Code	Taxes	Penalties	Payments	Due Apr, 2024		Due May, 2024		Due Jun, 2024	
							Del. P&I	Due	Del. P&I	Due	Del. P&I	Due
2023	11/15/2023	2/1/2024		294.12	0.00	0.00	97.64	391.76	104.71	398.83	111.77	405.89

Account No/Name/Address	Cad No/Property Descr.	Over 65	No
[REDACTED]	2334489 Vehicles VHCLS	Veteran Installment Code	No No N

Year	Stmt Date	Delq Date	Code	Taxes	Penalties	Payments	Due Apr, 2024		Due May, 2024		Due Jun, 2024	
							Del. P&I	Due	Del. P&I	Due	Del. P&I	Due
2021	10/18/2021	2/1/2022		4.11	0.41	0.00	3.02	7.54	3.08	7.60	3.12	7.64
2020	10/14/2020	2/2/2021		4.24	0.42	0.00	3.79	8.45	3.84	8.50	3.90	8.56
Totals				8.35	0.83	0.00	6.81	15.99	6.92	16.10	7.02	16.20

Account No/Name/Address	Cad No/Property Descr.	Over 65	No
[REDACTED]	2340125 Business Personal Property CMP F&F INV M&E MISC ASSETS SUP	Veteran Installment Code	No No N

Year	Stmt Date	Delq Date	Code	Taxes	Penalties	Payments	Due Apr, 2024		Due May, 2024		Due Jun, 2024	
							Del. P&I	Due	Del. P&I	Due	Del. P&I	Due
2023	1/6/2024	2/1/2024		47.40	0.00	0.00	15.73	63.13	16.87	64.27	18.01	65.41

Account No/Name/Address	Cad No/Property Descr.	Over 65	No
[REDACTED]	2340128 Business Personal Property CMP F&F M&E SUP	Veteran Installment Code	No No N

Year	Stmt Date	Delq Date	Code	Taxes	Penalties	Payments	Due Apr, 2024		Due May, 2024		Due Jun, 2024	
							Del. P&I	Due	Del. P&I	Due	Del. P&I	Due
2023	10/26/2023	2/1/2024		114.49	0.00	0.00	38.01	152.50	40.75	155.24	43.50	157.99

Account No/Name/Address	Cad No/Property Descr.	Over 65	No
[REDACTED]	2351465 Business Personal Property INV	Veteran Installment Code	No No N

Year	Stmt Date	Delq Date	Code	Taxes	Penalties	Payments	Due Apr, 2024		Due May, 2024		Due Jun, 2024	
							Del. P&I	Due	Del. P&I	Due	Del. P&I	Due
2023	11/15/2023	2/1/2024		18.59	0.00	0.00	6.17	24.76	6.62	25.21	7.07	25.66

Account No/Name/Address	Cad No/Property Descr.	Over 65	No
[REDACTED]	2354243 Vehicles VHCLS	Veteran	No
		Installment Code	N

Year	Stmnt Date	Delq Date	Code	Taxes	Penalties	Payments	Due Apr, 2024		Due May, 2024		Due Jun, 2024	
							Del. P&I	Due	Del. P&I	Due	Del. P&I	Due
2022	2/22/2023	4/1/2023		113.66	11.37	0.00	62.52	187.55	64.02	189.05	65.52	190.55

Account No/Name/Address	Cad No/Property Descr.	Over 65	No
[REDACTED]	2355867 Business Personal Property CMP F&F M&E SUP	Veteran	No
		Installment Code	N

Year	Stmnt Date	Delq Date	Code	Taxes	Penalties	Payments	Due Apr, 2024		Due May, 2024		Due Jun, 2024	
							Del. P&I	Due	Del. P&I	Due	Del. P&I	Due
2023	11/3/2023	2/1/2024		20.57	2.06	0.00	7.51	30.14	8.05	30.68	8.59	31.22

Account No/Name/Address	Cad No/Property Descr.	Over 65	No
[REDACTED]	2356708 Business Personal Property CMP F&F M&E SUP	Veteran	No
		Installment Code	N

Year	Stmnt Date	Delq Date	Code	Taxes	Penalties	Payments	Due Apr, 2024		Due May, 2024		Due Jun, 2024	
							Del. P&I	Due	Del. P&I	Due	Del. P&I	Due
2023	11/15/2023	2/1/2024		65.60	0.00	0.00	21.78	87.38	23.36	88.96	24.93	90.53
2022	2/22/2023	4/1/2023		29.27	0.00	0.00	14.64	43.91	14.99	44.26	15.33	44.60
Totals				94.87	0.00	0.00	36.42	131.29	38.35	133.22	40.26	135.13

Account No/Name/Address	Cad No/Property Descr.	Over 65	No
[REDACTED]	2361452 Business Personal Property CMP F&F M&E SUP	Veteran	No
		Installment Code	N

Year	Stmnt Date	Delq Date	Code	Taxes	Penalties	Payments	Due Apr, 2024		Due May, 2024		Due Jun, 2024	
							Del. P&I	Due	Del. P&I	Due	Del. P&I	Due
2023	10/28/2023	2/1/2024		17.06	1.71	0.00	6.23	25.00	6.68	25.45	7.14	25.91
2022	10/28/2022	2/1/2023		17.06	1.71	0.00	9.84	28.61	10.07	28.84	10.28	29.05
Totals				34.12	3.42	0.00	16.07	53.61	16.75	54.29	17.42	54.96

Account No/Name/Address	Cad No/Property Descr.	Over 65	No
[REDACTED]	2362326 Business Personal Property CMP F&F M&E SUP	Veteran	No
		Installment Code	N

Year	Stmnt Date	Delq Date	Code	Taxes	Penalties	Payments	Due Apr, 2024		Due May, 2024		Due Jun, 2024	
							Del. P&I	Due	Del. P&I	Due	Del. P&I	Due
2023	10/26/2023	2/1/2024		102.94	10.29	0.00	37.60	150.83	40.31	153.54	43.02	156.25
2022	10/28/2022	2/1/2023		102.94	10.29	0.00	59.33	172.56	60.69	173.92	62.05	175.28
Totals				205.88	20.58	0.00	96.93	323.39	101.00	327.46	105.07	331.53

Account No/Name/Address	Cad No/Property Descr.	Over 65	No
[REDACTED]	2362445 Business Personal Property CMP F&F INV. M&E SUP	Veteran	No
		Installment Code	N

Year	Stmnt Date	Delq Date	Code	Taxes	Penalties	Payments	Due Apr, 2024		Due May, 2024		Due Jun, 2024	
							Del. P&I	Due	Del. P&I	Due	Del. P&I	Due
2023	11/15/2023	2/1/2024		181.26	18.13	0.00	66.19	265.58	70.98	270.37	75.77	275.16
2022	10/28/2022	2/1/2023	L	169.60	16.96	0.00	97.76	284.32	100.00	286.56	102.23	288.79
Lawsuit: 7/28/2023												
Totals				350.86	35.09	0.00	163.95	549.90	170.98	556.93	178.00	563.95

Account No/Name/Address	Cad No/Property Descr.	Over 65	No
[REDACTED]	2373392 Vehicles VHCLS	Veteran	No
		Installment Code	N

Year	Stmnt Date	Delq Date	Code	Taxes	Penalties	Payments	Due Apr, 2024		Due May, 2024		Due Jun, 2024	
							Del. P&I	Due	Del. P&I	Due	Del. P&I	Due
2023	10/26/2023	2/1/2024		68.44	6.84	0.00	24.99	100.27	26.80	102.08	28.60	103.88
2022	10/28/2022	2/1/2023		81.56	0.00	0.00	42.74	124.30	43.72	125.28	44.69	126.25
Totals				150.00	6.84	0.00	67.73	224.57	70.52	227.36	73.29	230.13

Account No/Name/Address				Cad No/Property Descr.									
[REDACTED]				2373530				Over 65	No				
[REDACTED]				Vehicles				Veteran	No				
[REDACTED]				VHCLS				Installment Code	N				
						Due Apr, 2024		Due May, 2024		Due Jun, 2024			
Year	Stmt Date	Delq Date	Code	Taxes	Penalties	Payments	Del. P&I	Due	Del. P&I	Due	Del. P&I	Due	
2023	10/26/2023	2/1/2024		68.44	6.84	0.00	24.99	100.27	26.80	102.08	28.60	103.88	
[REDACTED]				2376129				Over 65	No				
[REDACTED]				Vehicles				Veteran	No				
[REDACTED]				VHCLS				Installment Code	N				
						Due Apr, 2024		Due May, 2024		Due Jun, 2024			
Year	Stmt Date	Delq Date	Code	Taxes	Penalties	Payments	Del. P&I	Due	Del. P&I	Due	Del. P&I	Due	
2022	1/25/2023	3/1/2023		97.21	0.00	0.00	49.77	146.98	50.94	148.15	52.11	149.32	
[REDACTED]				2388426				Over 65	No				
[REDACTED]				Vehicles				Veteran	No				
[REDACTED]				VHCLS				Installment Code	N				
						Due Apr, 2024		Due May, 2024		Due Jun, 2024			
Year	Stmt Date	Delq Date	Code	Taxes	Penalties	Payments	Del. P&I	Due	Del. P&I	Due	Del. P&I	Due	
2023	10/26/2023	2/1/2024		467.53	46.75	0.00	170.74	685.02	183.09	697.37	195.42	709.70	
2022	6/21/2023	8/1/2023		157.75	15.78	0.00	78.43	251.96	80.52	254.05	82.60	256.13	
2021	6/20/2023	2/1/2024		120.99	12.10	0.00	88.91	222.00	90.51	223.60	92.10	225.19	
				Totals			338.08	1,158.98	354.12	1,175.02	370.12	1,191.02	
[REDACTED]				2391223				Over 65	No				
[REDACTED]				Vehicles				Veteran	No				
[REDACTED]				VHCLS				Installment Code	N				
						Due Apr, 2024		Due May, 2024		Due Jun, 2024			
Year	Stmt Date	Delq Date	Code	Taxes	Penalties	Payments	Del. P&I	Due	Del. P&I	Due	Del. P&I	Due	
2022	6/21/2023	2/1/2024		391.04	39.10	0.00	225.40	655.54	230.56	660.70	235.72	665.86	
2021	6/20/2023	2/1/2024		68.38	6.84	0.00	50.25	125.47	51.15	126.37	52.05	127.27	
				Totals			275.65	781.01	281.71	787.07	287.77	793.13	
[REDACTED]				2394422				Over 65	No				
[REDACTED]				Business Personal Property				Veteran	No				
[REDACTED]				F&F INV M&E				Installment Code	N				
						Due Apr, 2024		Due May, 2024		Due Jun, 2024			
Year	Stmt Date	Delq Date	Code	Taxes	Penalties	Payments	Del. P&I	Due	Del. P&I	Due	Del. P&I	Due	
2023	10/26/2023	2/1/2024		80.01	8.00	0.00	29.22	117.23	31.33	119.34	33.44	121.45	
[REDACTED]				2395138				Over 65	No				
[REDACTED]				Vehicles				Veteran	No				
[REDACTED]				VHCLS				Installment Code	N				
						Due Apr, 2024		Due May, 2024		Due Jun, 2024			
Year	Stmt Date	Delq Date	Code	Taxes	Penalties	Payments	Del. P&I	Due	Del. P&I	Due	Del. P&I	Due	
2023	1/6/2024	2/1/2024		18.29	1.83	0.00	6.68	26.80	7.17	27.29	7.65	27.77	
[REDACTED]				2396488				Over 65	No				
[REDACTED]				Vehicles				Veteran	No				
[REDACTED]				VHCLS				Installment Code	N				
						Due Apr, 2024		Due May, 2024		Due Jun, 2024			
Year	Stmt Date	Delq Date	Code	Taxes	Penalties	Payments	Del. P&I	Due	Del. P&I	Due	Del. P&I	Due	
2023	1/6/2024	2/1/2024		116.34	0.00	0.00	38.63	154.97	41.41	157.75	44.21	160.55	

Account No/Name/Address				Cad No/Property Descr.							
[REDACTED]				2398632				Over 65	No		
				Leased Equipment				Veteran	No		
				VHCLS				Installment Code	N		
				LEASED VEHICLES							
IN HARRIS COUNTY											

Year	Stmt Date	Delq Date	Code	Taxes	Penalties	Payments	Due Apr, 2024		Due May, 2024		Due Jun, 2024	
							Del. P&I	Due	Del. P&I	Due	Del. P&I	Due
2023	10/26/2023	2/1/2024		97.04	0.00	0.00	32.21	129.25	34.55	131.59	36.88	133.92

[REDACTED]				2399210				Over 65	No		
				Vehicles				Veteran	No		
				VHCLS				Installment Code	N		

Year	Stmt Date	Delq Date	Code	Taxes	Penalties	Payments	Due Apr, 2024		Due May, 2024		Due Jun, 2024	
							Del. P&I	Due	Del. P&I	Due	Del. P&I	Due
2023	10/26/2023	2/1/2024		114.19	11.42	0.00	41.71	167.32	44.72	170.33	47.73	173.34

[REDACTED]				2400046				Over 65	No		
				Business Personal Property				Veteran	No		
				CMP F&F M&E SUP				Installment Code	N		

Year	Stmt Date	Delq Date	Code	Taxes	Penalties	Payments	Due Apr, 2024		Due May, 2024		Due Jun, 2024	
							Del. P&I	Due	Del. P&I	Due	Del. P&I	Due
2023	11/3/2023	2/1/2024		169.06	16.91	0.00	61.75	247.72	66.21	252.18	70.67	256.64

[REDACTED]				2400976				Over 65	No		
				Vehicles				Veteran	No		
				VHCLS				Installment Code	N		

Year	Stmt Date	Delq Date	Code	Taxes	Penalties	Payments	Due Apr, 2024		Due May, 2024		Due Jun, 2024	
							Del. P&I	Due	Del. P&I	Due	Del. P&I	Due
2023	11/3/2023	2/1/2024		325.20	32.52	0.00	118.76	476.48	127.34	485.06	135.94	493.66

[REDACTED]				2401122				Over 65	No		
				Business Personal Property				Veteran	No		
				CMP F&F M&E SUP				Installment Code	N		

Year	Stmt Date	Delq Date	Code	Taxes	Penalties	Payments	Due Apr, 2024		Due May, 2024		Due Jun, 2024	
							Del. P&I	Due	Del. P&I	Due	Del. P&I	Due
2023	11/3/2023	2/1/2024		16.59	1.66	0.00	6.06	24.31	6.49	24.74	6.94	25.19

Account No/Name/Address		Cad No/Property Descr.								
<u>Jurisdiction Totals</u>										
Year	Tax Levy	Base Taxes Due	Penalties Due	Del. P&I Due	Atty Fee Due	Escrow Amt	Total Due	Count	% Collected	
2006	711,466.58	0.00	0.00	0.00	0.00	0.00	0.00	0	100.00%	
2007	819,319.83	0.00	0.00	0.00	0.00	0.00	0.00	0	100.00%	
2008	879,617.88	0.00	0.00	0.00	0.00	0.00	0.00	0	100.00%	
2009	666,131.42	0.00	0.00	0.00	0.00	0.00	0.00	0	100.00%	
2010	935,245.70	0.00	0.00	0.00	0.00	0.00	0.00	0	100.00%	
2011	1,156,776.10	0.00	0.00	0.00	0.00	0.00	0.00	0	100.00%	
2012	1,158,188.10	0.00	0.00	0.00	0.00	0.00	0.00	0	100.00%	
2013	1,276,014.62	0.00	0.00	0.00	0.00	0.00	0.00	0	100.00%	
2014	1,475,789.97	0.00	0.00	0.00	0.00	0.00	0.00	0	100.00%	
2015	1,894,924.90	0.00	0.04	0.04	0.02	0.00	0.10	1	100.00%	
2016	1,939,555.05	34.57	3.46	37.65	15.14	0.00	90.82	1	100.00%	
2017	1,703,467.59	258.74	25.88	242.38	105.40	0.00	632.40	2	99.98%	
2018	1,675,849.18	3,258.77	324.29	2,686.98	1,254.01	0.00	7,524.05	5	99.81%	
2019	1,716,809.00	2,698.05	235.03	1,836.28	953.86	0.00	5,723.22	6	99.84%	
2020	1,724,054.69	2,069.35	206.16	1,160.49	687.20	0.00	4,123.20	9	99.88%	
2021	2,184,110.38	2,730.70	271.18	1,168.10	828.42	0.00	4,998.40	16	99.87%	
2022	2,607,447.49	3,406.76	319.88	989.22	938.41	0.00	5,654.27	16	99.87%	
2023	3,001,589.89	38,372.14	969.29	4,053.92	2,250.35	0.00	45,645.70	55	98.72%	
		52,829.08	2,355.21	12,175.06	7,032.81	0.00	74,392.16	111		

**WESTPARK MUNICIPAL UTILITY DISTRICT
DELINQUENT TAX REPORT**

May 23, 2024

NEW DELINQUENT PERSONAL PROPERTY ACCOUNTS

<u>PROPERTY OWNER</u>	<u>ACCOUNT NO.</u>	<u>BASE AMOUNT DUE</u>	<u>STATUS</u>
	2373530	2023 - \$68.44	Initial demand letter sent.
	2391223	2021 - \$68.38 2022 - \$391.04	Initial demand letter sent.
	0783334	2023 - \$317.86	Initial demand letter sent.
	2000673	2023 - \$34.26	Initial demand letter sent.
	2013646	2023 - \$1,311.48	Initial demand letter sent.
	2244544	2023 - \$189.05	Initial demand letter sent.
	2039739	2023 - \$30.42	Initial demand letter sent.
	2048865	2023 - \$30.86	Initial demand letter sent.
	2080739	2023 - \$227.01	Initial demand letter sent.
	2114111	2023 - \$134.55	Initial demand letter sent.
	2234621	2023 - \$17.55	Initial demand letter sent.
	2267297	2023 - \$122.16	Initial demand letter sent.
	2295532	2023 - \$46.42	Initial demand letter sent.
	2303884	2023 - \$42.20	Initial demand letter sent.
	2304012	2023 - \$481.63	Initial demand letter sent.
	2304128	2023 - \$240.79	Initial demand letter sent.
	2304130	2023 - \$237.24	Initial demand letter sent.
	2304284	2023 - \$804.94	Initial demand letter sent.
	2304477	2023 - \$461.87	Initial demand letter sent.
	2328080	2023 - \$294.12	Initial demand letter sent.
	2340125	2023 - \$47.40	Initial demand letter sent.
	2340128	2023 - \$114.49	Initial demand letter sent.
	2351465	2023 - \$18.59	Initial demand letter sent.

<u>PROPERTY OWNER</u>	<u>ACCOUNT NO.</u>	<u>BASE AMOUNT DUE</u>	<u>STATUS</u>
	2355867	2023 - \$20.57	Initial demand letter sent.
	2394422	2023 - \$80.01	Initial demand letter sent.
	2396488	2023 - \$116.34	Initial demand letter sent.
	2398632	2023 - \$97.04	Initial demand letter sent.
	2399210	2023 - \$114.19	Initial demand letter sent.
	2400046	2023 - \$169.06	Initial demand letter sent.
	2400976	2023 - \$325.20	Initial demand letter sent.
	2401122	2023 - \$16.59	Initial demand letter sent.

PERSONAL PROPERTY ACCOUNTS

<u>PROPERTY OWNER</u>	<u>ACCOUNT NO.</u>	<u>BASE AMOUNT DUE</u>	<u>STATUS</u>
	2362250	2022 - \$723.61 2023 - \$774.26	ACCOUNT PAID.
	2362066	2022 - \$25.36 2023 - \$26.24	ACCOUNT PAID.
	0959495	2022 - \$108.95	ACCOUNT PAID.
	2388426	2021 - \$120.99 2022 - \$157.75 2023 - \$467.53	This account recently went delinquent. Sent one final demand letter to the agent for this company (no response). A lawsuit will be filed.
	2362445	2022 - \$169.60 2023 - \$181.26	Lawsuit filed. Default judgment hearing held. Waiting on Judge to sign Judgment.
	2241366	2019 - \$165.81	Sent demand letters to the agent for this company (no response). Per HCAD, this business closed on 05/13/2019. The vehicle under this account, a 2018 Ford F350, has been sold and is no longer owned by the company. HCAD has deleted the account for 2020.
	2268915	2020 - \$64.46 2021 - \$74.38 2022 - \$77.14 2023 - \$80.84	Demand letters returned. Research of this company shows that the business at 19730 Katy Freeway closed in 2020. The corporation has been terminated with the Secretary of State.

<u>PROPERTY OWNER</u>	<u>ACCOUNT NO.</u>	<u>BASE AMOUNT DUE</u>	<u>STATUS</u>
	2362326	2022 - \$102.94 2023 - \$102.94	The 2023 taxes have now gone delinquent. Another demand letter has been sent. Will file a lawsuit if the taxes remain unpaid.
	2373392	2022 - \$81.56 2023 - \$68.44	The 2023 taxes have now gone delinquent. Another demand letter has been sent. Will file a lawsuit if the taxes remain unpaid.

PERSONAL PROPERTY ACCOUNTS UNDER \$200.00

No response to demand letters. Will continue collection efforts, but will postpone filing a lawsuit at this time unless otherwise instructed (amounts due under \$200.00).

<u>PROPERTY OWNER</u>	<u>ACCOUNT NO.</u>	<u>BASE AMOUNT DUE</u>	<u>STATUS</u>
	0772574	2021 - \$11.07	No response to demand letters. Per HCAD, the business closed 09/21. The account is not active with HCAD after 2021. Will continue collection efforts, but will postpone filing a lawsuit at this time unless otherwise instructed.
	1008495	2020 - \$23.89 2021 - \$27.56	No response to demand letters. Per HCAD, the business is no longer at the property address. The account has been deleted for the 2022 tax year. Will continue collection efforts, but will postpone filing a lawsuit at this time unless otherwise instructed.
	2092875	2020 - \$7.80	No response to demand letters. Per HCAD, the business is no longer at the property address. The account has been deleted for the 2021 tax year. Will continue collection efforts, but will postpone filing a lawsuit at this time unless otherwise instructed.
	2093711	2020 - \$30.44 2021 - \$35.13	No response to demand letters. Per HCAD field inspection, this company is no longer in business at the property location. The account is not active with HCAD after 2021. Will continue collection efforts, but will postpone filing a lawsuit at this time unless otherwise instructed.
	2112139	2020 - \$47.17 2021 - \$54.43	No response to demand letters. Per HCAD field inspection, this company is no longer in business at the property location. The account is not active with HCAD after 2021. Will continue collection efforts, but will postpone filing a lawsuit at this time unless otherwise instructed.
	2224589	2021 - \$65.80	No response to demand letters. Per HCAD, the business is permanently closed. The account is not active with HCAD after 2021.. Will continue collection efforts, but will




PROPERTY OWNER	ACCOUNT NO.	BASE AMOUNT DUE	STATUS
[REDACTED]	2225001	2018 - \$15.75	postpone filing a lawsuit at this time unless otherwise instructed. No response to demand letters. Per HCAD, this is a vehicle account and per the DMV records, the license tags have expired. The account is not active with HCAD after 2018.
[REDACTED]	2238829	2020 - \$4.10	No response to demand letters. This account not billed after 2020.
[REDACTED]	2244223	2016 - \$34.57 2017 - \$20.58 2018 - \$17.04	No response to demand letters. Per HCAD, this is a vehicle account and HCAD has now removed the vehicle from this account. The account is not active with HCAD after 2018. Will continue collection efforts, but will postpone filing a lawsuit at this time unless otherwise instructed.
[REDACTED]	2285599	2022 - \$23.97	No response to demand letters. The account has been zeroed out for the 2023 tax year. Will continue collection efforts, but will postpone filing a lawsuit at this time unless otherwise instructed.
[REDACTED]	2301975	2022 - \$52.06	No response to demand letters. Account not billed after 2022 tax year. Will continue collection efforts, but will postpone filing a lawsuit at this time unless otherwise instructed.
[REDACTED]	2304021	2022 - \$95.62	No response to demand letters. Per HCAD, this business closed in 2021. HCAD has deleted the account for 2023. Will continue collection efforts, but will postpone filing a lawsuit at this time unless otherwise instructed.
[REDACTED]	2313194	2019 - \$17.18 2020 - \$2.11 2021 - \$2.44	No response to demand letters. Per HCAD, this is a vehicle account and HCAD has now removed the vehicle from this account. The account is not active with HCAD after 2021. Will continue collection efforts, but will postpone filing a lawsuit at this time unless otherwise instructed.
[REDACTED]	2314908	2021 - \$7.69	No response to demand letters. Per HCAD field inspection, this company is no longer in business at the property location. The account is not active with HCAD after 2021. Will continue collection efforts, but will postpone filing a lawsuit at this time unless otherwise instructed.
[REDACTED]	2334489	2020 - \$4.24 2021 - \$4.11	No response to demand letters. Per HCAD, this is a vehicle account and HCAD has now removed the vehicle from this account. The account is not active with HCAD after 2021. Will continue collection efforts, but will postpone filing a lawsuit at this time unless otherwise instructed.

<u>PROPERTY OWNER</u>	<u>ACCOUNT NO.</u>	<u>BASE AMOUNT DUE</u>	<u>STATUS</u>
	2376129	2022 - \$97.21	No response to demand letters. HCAD has deleted the account for 2023 tax year. Will continue collection efforts, but will postpone filing a lawsuit at this time unless otherwise instructed.
	2354243	2022 - \$113.66	No response to demand letters. Account not billed after 2022. Will continue collection efforts, but will postpone filing a lawsuit at this time unless otherwise instructed.
	2356708	2022 - \$29.27 2023 - \$65.60	No response to previous demand letters. The 2023 taxes have now gone delinquent. Another demand letter has been sent.
	2361452	2022 - \$17.06 2023 - \$17.06	No response to previous demand letters. The 2023 taxes have now gone delinquent. Another demand letter has been sent.
	0746047	2021 - \$39.89 2022 - \$39.89 2023 - \$39.89	No response to previous demand letters. The 2023 taxes have now gone delinquent. Another demand letter has been sent.
	2237141	2021 - \$18.94	No response to demand letters. Will continue collection efforts, but will postpone filing a lawsuit at this time unless otherwise instructed.
	2279923	2019 - \$13.73 2020 - \$11.29 2021 - \$13.03 2022 - \$13.03 2023 - \$13.03	No response to previous demand letters. The 2023 taxes have now gone delinquent. Another demand letter has been sent.
	2279927	2022 - \$45.86 2023 - \$46.01	No response to previous demand letters. The 2023 taxes have now gone delinquent. Another demand letter has been sent.

PERSONAL PROPERTY JUDGMENTS

A lawsuit was filed on the account listed below and a Judgment was entered against the taxpayers. A Judgment is a court order that is the decision in the lawsuits. Once a Judgment is entered, if the personal property associated with the tax account is still in the possession of the taxpayer, a Writ of Execution can be issued by the court which allows a sheriff or constable to seize the assets which will then be sold to pay the taxes.

If the personal property is no longer in the possession of the taxpayer, an Abstract of Judgment is filed with the County Clerk's office. The purpose of an Abstract of Judgment is to create a public record and create a lien on any real estate property owned or later acquired by the defendant located in the county in which the abstract of judgment is recorded.

PROPERTY OWNER	ACCOUNT NO.	BASE AMOUNT DUE	STATUS
	2281672	2018 - \$2,239.74 2019 - \$2,106.42 2020 - \$963.61 2021 - \$1,999.77 2022 - \$1,999.77 2023 - \$1,999.77	Court judgment entered. Sent Writ of Execution to Constable. Constable advised that this company is no longer doing business at the property location. Abstract of Judgment filed with the County Clerk's office.
	2279930	2017 - \$238.16 2018 - \$222.04 2019 - \$213.00 2020 - \$175.26 2021 - \$202.22	Court judgment entered. Company no longer in business. Abstract of Judgment filed with the County Clerk's office.
	2228369	2018 - \$764.20	Court judgment entered. Company no longer in business. Abstract of Judgment filed with the County Clerk's office.

Service Center
 27335 West Hardy Rd.
 Suite 101
 Spring, Texas 77373



Corporate (281) 353-9809
 Customer Service (281) 353-9756
 Fax (281) 353-6105

DATE
 5/29/2024

**MONTHLY OPERATIONS REPORT
 WEST PARK MUNICIPAL UTILITY DISTRICT**

METER COUNT	
S.T.P.	2
Vacant	0
Commercial	62
Nursing Home	1
Irrigation	40
Park(Irrigation)	1
Apts/Units(2636)	9
Total	115

BILLED CONSUMPTION		
3/18/24	to	4/16/24
STP		0
Apartments		9,482,000
Commercial		2,578,000
Irrigation		2,524,000
Park (Irrigation) No Bill		118,000
Total		14,702,000

I/C from HCMUD #345 3/18/2024 -4/16/2024: 14,319,000
 Flushing, Main Line Break & Leaks: 128,000
 Total Consumption: 14,830,000
 Plant Pumpage: 1,352,000
 Billed Percentage of Pumped Water: 94.63%

	#2	#3
Calculated Well GPM	982	1,242
Design Well GPM	1,000	1,000
Well Pumpage	1,208,000	144,000

Arrears for the Month of	MARCH	Month of	APRIL
Cut-Off Notices Mailed	03/25/24	Meter Read Date	04/16/24
Number of Notices Mailed	16	Billing Date	04/24/24
Cut-Off Date	04/18/24	Mailing Date	04/25/24
Number of Actual Cut-Offs	0	Due Date	05/20/24

WEST PARK MUNICIPAL UTILITY DISTRICT

DATE
5/29/2024

MONTHLY OPERATIONS SUMMARY

WATER SYSTEM

April-24

Total Water Pumped for Calendar Month of: April-24 **2,145,000** Gallons

Distribution System Chlorine Residual Reporting:

Average	<u>1.19</u>	mg/l.
Maximum	<u>1.99</u>	mg/l.
Minimum	<u>1.00</u>	mg/l.

TEXAS DEPARTMENT OF HEALTH I. D. NO. 1011930

Bacteriological Analysis : **10**

Samples Taken On : **04/22/24**

All samples were returned negative from the state approved testing laboratory? Yes

WEST PARK MUNICIPAL UTILITY DISTRICT

MONTHLY OPERATIONS SUMMARY WASTEWATER TREATMENT PLANT

March-24

TPDES Permit # WQ0012346001
TX0086185

Expires: 5/10/2027

Effluent Quality Data: Reported for: March-24

	<u>Previous Month</u>	<u>Reported</u>	<u>Permitted</u>	<u>Excursion</u>
BOD 5 Average	2.34 mg/l	3.50 mg/l	7.00 mg/l	NO
BOD 5 Maximum	3.23 mg/l	4.76 mg/l	22.00 mg/l	NO
BOD 5 lbs/day	5.58 mg/l	8.05 mg/l	29.00 lbs/day	NO
TSS Average	3.04 mg/l	5.46 mg/l	15.00 mg/l	NO
TSS Maximum	3.79 mg/l	9.19 mg/l	40.00 mg/l	NO
TSS lbs/day	7.13 mg/l	13.00 mg/l	63.00 lbs/day	NO
NH3-N Average	0.05 mg/l	0.21 mg/l	2.00 mg/l	NO
NH3-N Maximum	0.05 mg/l	0.65 mg/l	10.00 mg/l	NO
NH3-N lbs/day	0.12 mg/l	0.48 mg/l	8.30 lbs/day	NO
E Coli Avg.	2.16 mpn	1.19 mpn	63 mpn	NO
E Coli Maximum	21.60 mpn	2.00 mpn	200 mpn	NO
DO Minimum	8.31 mpn	8.62 mpn	6.00 mg/l	NO
pH Minimum	7.28 mpn	7.26 mpn	6.00 s.u.	NO
pH Maximum	7.56 mpn	7.67 mpn	9.00 s.u.	NO
CL2 Res Min	1.20 mg/l	1.21 mg/l	1.00 mg/l	NO
CL2 Res Max	3.98 mg/l	3.90 mg/l	4.00 mg/l	NO
Flow Average	0.317 mg/l	0.323 mg/l	0.500 mgd	NO
Flow Maximum	0.452 mg/l	0.421 mg/l	N/A	N/A
Total Treated	10,013,000			
Effluent Quality Compliant with Discharge Permit ?			YES	

WEST PARK MUNICIPAL UTILITY DISTRICT

MONTHLY OPERATIONS SUMMARY BILLING & COLLECTION REPORT April-24

DATE
5/29/2024

	<u>Apartments</u>	<u>All Others</u>	<u>Total</u>
Balance Forward	\$ 51,559.95	\$ 51,709.36	\$ 103,269.30
As of 03/22/24			
Collection Period:		3/22/24 TO 4/24/24	
Deposit	\$ -	\$ -	\$ -
Water	\$ 23,480.00	\$ 4,050.66	\$ 27,530.66
Sewer	\$ 23,480.00	\$ (1,077.50)	\$ 22,402.50
New Acct/App/Transfer Fee	\$ -	\$ -	\$ -
Connect	\$ -	\$ -	\$ -
Penalty	\$ 837.14	\$ 476.78	\$ 1,313.92
Tap Fees	\$ -	\$ -	\$ -
TCEQ	\$ 301.00	\$ 13.97	\$ 314.97
Grease Trap	\$ -	\$ 650.00	\$ 650.00
RWA Fee	\$ 30,550.91	\$ 12,688.73	\$ 43,239.64
Undistributed Overpayments	\$ -	\$ 15,602.80	\$ 15,602.80
TOTAL	\$ 78,649.05	\$ 32,405.44	\$ 111,054.49

Current Adjustments:			
TOTAL	\$ -	\$ 1,938.51	\$ 1,938.51

	<u>April '24</u>		
	<u>3/18/24</u>	<u>TO</u>	<u>4/16/24</u>
Current Billing for			
Deposit	\$ -	\$ -	\$ -
Water	\$ 26,360.00	\$ 9,370.80	\$ 35,730.80
Sewer	\$ 26,360.00	\$ 2,539.50	\$ 28,899.50
Connect	\$ -	\$ -	\$ -
Penalty	\$ -	\$ -	\$ -
TCEQ	\$ 263.60	\$ 59.48	\$ 323.08
Grease Trap	\$ -	\$ 600.00	\$ 600.00
RWA	\$ 37,145.80	\$ 20,461.00	\$ 57,606.80
TOTAL	\$ 90,129.40	\$ 33,030.78	\$ 123,160.18
TOTAL RECEIVABLE	\$ 63,040.30	\$ 54,273.20	\$ 117,313.50

Collection Report Through 04/24/24
NOTES: Deposits on file for the district \$324,204.80

Consumption: 14,702,000
Paperless: 15



West Park Municipal Utility District

Board of Directors Meeting

May 29, 2024

Wastewater Treatment

3/6/24 – Sewer Plant – Furnished operator to assist subcontractor in bottom cleaning of lift station wet well. Removed and disposed of (6,500) gallons of debris.

3/28/24 – Sewer Plant – Furnished subcontractor to investigate panel at blower showing motor overload. Found blower #2 locked. Disconnected the motor, tagged the breaker out, and taped the leads. Removed the motor and blower to perform repairs.

4/11/24 – Sewer Plant – Furnished subcontractor to investigate blower making loud noise. Found faulty starter. Isolated all control power to relay and starters. Removed the faulty starter and prepped wires. Installed the new starter and wired in. Adjusted the overload to services and tested. Reduced the amps and tested amperage. Tested blower and returned to service.

Sanitary Sewer System

Normal Operations

Water Plant No. 1 & No. 2

4/12/24 – Water Plant #2 – Furnished technician to respond to water plant fence down, due to storm. Upon arrival found entire fence had fallen. Positioned crane trucks in three separate locations to lift the fence, while crew reattached and secured.

Water Distribution System

Normal Operations

WEST PARK M.U.D.

2023 Drinking Water Quality Report

This report is an annual summary of the quality of your drinking water. It is required by the Texas Commission on Environmental Quality and is based on the most recent U.S. Environmental Protection Agency required tests.

OUR DRINKING WATER IS SAFE

The Texas Commission on Environmental Quality (TCEQ), has completed an assessment of your source water, and results indicate that some of our sources are susceptible to certain contaminants. The sampling requirements for your water system is based on this susceptibility and previous sample data. Any detections of these contaminants will be found in this consumer confidence report. For more information on source water and protection efforts at our systems contact Howard Wilhite at: (281) 353-9809.

En Español

Este reporte incluye información importante sobre el agua para tomar. Para asistencia en español, favor de llamar al telefono: (281) 353 -9809

Where do we get our drinking water?

The source of drinking water used by West Park MUD ground water. It comes from the Gulf Coast Aquifer some 500 to 2,000 feet below ground surface.

Contaminants that may be Present in Source Water

The sources of drinking water (both tap and bottled water) include rivers, lakes, streams, ponds, reservoirs, springs, and wells. As water travels over the surface of the land or through the ground, it dissolves naturally-occurring minerals and in some cases, radioactive material, and can pick up substances resulting from the presence of animals or from human activity.

Drinking water, including bottled water, may reasonably be expected to contain at least small amounts of some contaminants. The presence of contaminants does not necessarily indicate that water poses a health risk. More information about contaminants and potential health effects can be obtained by calling the EPA's Safe Drinking Water Hotline (1-800-426-4791).

Contaminants that may be present in source water include:

- **Microbial contaminants**, such as viruses and bacteria, which may come from sewage treatment plants, septic system, agricultural livestock operations, and wildlife;
- **Inorganic contaminants**, such as salts and metals, which can be naturally occurring or result from urban stormwater, runoff, industrial or domestic wastewater discharges, oil and gas production, mining or farming;
- **Pesticides and herbicides**, which may come from a variety of sources such as agriculture, urban stormwater runoff, and residential uses;
- **Organic chemical contaminants**, including synthetic and volatile organic chemicals, which are by-products of industrial processes and petroleum production, and can also come from gas stations, urban stormwater runoff, and septic systems; and
- **Radioactive contaminants**, which can be naturally-occurring or be the result of oil and gas production and mining activities.

In order to ensure that tap water is safe to drink, the EPA prescribes regulations that limits the amount of certain contaminants in water provided by public water systems. Federal Food and Drug Administration regulations establish limits for contaminants in bottled water that must provide the same protection for public health.

Contaminants may be found in drinking water that may cause taste, color, or odor problems. These types of problems are not necessarily causes for health concerns. For more information on taste, odor, or color of drinking water, please contact h2o innovation at (281) 353-9809.

Special Notice for the ELDERLY, INFANTS, CANCER PATIENTS, people with HIV/AIDS or other immune problems:

You may be more vulnerable than the general population to certain microbial contaminants, such as Cryptosporidium, in drinking water. Infants, some elderly, or Immuno-compromised persons such as those undergoing chemotherapy for cancer; those who have undergone organ transplants; those who are undergoing treatment with steroids; and people with HIV/AIDS or other immune system disorders can be particularly at risk from infections. You should seek advice about drinking water from your physician or health care provider. Additional guidelines on appropriate means to lessen the risk of infection by Cryptosporidium are available from Safe Drinking Water Hotline (800-426-4791).

Public Participation Opportunities:

The West Park MUD Board of Directors meet at 12:30 P.M. on the fourth Monday of each month at 3700 Buffalo Speedway, Suite 830, Houston, TX 77098. You may contact Howard Wilhite, with h2o innovation at 281-353-9809 with any concerns or questions you may have.



About the Following Table

The following table contains all of the chemical constituents which have been found in your drinking water for the most recent testing performed in accordance with applicable regulations. USEPA requires water systems to test up to 97 constituents. The constituents detected in your water are listed in the attached table.

DEFINITIONS

Maximum Contaminant Level (MCL) - The highest level of a contaminant in drinking water. MCL's are set as close to the MCLG's as feasible using the best available treatment technology.

Maximum Contaminant Level Goal (MCLG) - The level of a contaminant in drinking water below which there is no known or expected health risk. MCLG's allow for a margin of safety.

Treatment Technique - A required process intended to reduce the level of a contaminant in drinking water.

Action Level - The concentration of a contaminant which, if exceeded, triggers treatment or other requirements which a water system must follow.

ppm = parts per million or milligrams per liter (mg/l), one part per million corresponds to one minute in two years or a single penny in \$10,000.

ppb = parts per billion or micrograms per liter (ug/l), one part per billion corresponds to one minute in 2,000 years or a single penny in \$10,000,000.

pCi/L = picocuries per liter: Measure of radioactivity.

n/a - Not applicable

Avg - Regulatory compliance with some MCLs are based on running annual average of monthly samples.

Maximum Residual Disinfectant Level (MRDL) - The highest level of a disinfectant allowed in drinking water. There is convincing evidence that addition of a disinfectant is necessary for control of microbial contaminants.

Maximum Residual Disinfectant Level Goal (MRDLG) - The level of a drinking water disinfectant below which there is no known or expected risk to health. MRDLGs do not reflect the benefits of the use of disinfectants to control microbial contaminants.

Level 1 Assessment = A Level 1 assessment is a study of the water system to identify potential problems and determine (if possible) why total coliform bacteria have been found in our water system.

Level 2 Assessment = A Level 2 assessment is a very detailed study of the water system to identify potential problems and determine (if possible) why an E. coli MCL violation has occurred and/or why total coliform bacteria have been found in our water system on multiple occasions.

MFL = Million Fibers per Liter (measured asbestos)

NTU = nephelometric turbidity units (a measure of turbidity)

West Park Municipal Utility District TX 1011930 - 2023 Drinking Water Quality Report:

Inorganic Contaminants								
Year	Constituent	Highest Detected Level at Any Sampling Point	Range of Detected Levels	MCL	MCLG	Units of Measure	Violation	Source of Constituent
2023	Arsenic*	6.2	6.2 - 6.2	10	0	ppb	N	Erosion of natural deposits; Runoff from orchards.
2023	Barium	0.223	0.223 - 0.223	2	2	ppm	N	Discharge of drilling wastes.
2023	Fluoride	0.22	0.22 - 0.22	4	4	ppm	N	Erosion of natural deposits.

*While your drinking water meets EPA standards for arsenic, it does contain low levels of arsenic. EPA's standard balances the current understanding of arsenic's possible health effects against the costs of removing arsenic from drinking water. EPA continues to research the health effects of low levels of arsenic, which is a mineral known to cause cancer in humans at high concentrations and is linked to other health effects such as skin damage and circulatory problems.

Lead and Copper								
Year	Constituent	The 90th Percentile	Number of Sites Exceeding Action Levels	Action Level	MCLG	Units of Measure	Violation	Source of Constituent
2022	Copper	0.0799	0	1.3	1.3	ppm	N	Erosion of natural deposits; Leaching from wood preservatives.
2022	Lead	2	0	15	0	ppb	N	Corrosion of household plumbing systems; Erosion of natural deposits

If present, elevated levels of lead can cause serious health problems, especially for pregnant women and young children. Lead in drinking water is primarily from materials and components associated with service lines and home plumbing. This water supply is responsible for providing high quality drinking water, but cannot control the variety of materials used in plumbing components. When your water has been sitting for several hours, you can minimize the potential for lead exposure by flushing your tap for 30 seconds to 2 minutes before using water for drinking or cooking. If you are concerned about lead in your water, you may wish to have your water tested. Information on lead in drinking water, testing methods, and steps you can take to minimize exposure is available from the Safe Drinking Water Hotline or at <http://www.epa.gov/safewater/lead>.

Organic Contaminants							
Year	Constituent	Highest Detected Level at Any Sampling Point	Range of Detected Levels	MCL	MCLG	Units of Measure	Source of Constituent
2023	Total Trihalomethanes (TTHM)	2.9	2.9 - 2.9	80	n/a	ppb	By-product of drinking water chlorination.

*The value in the Highest Level or Average Detected column is the highest average of all TTHM sample results collected at a location over a year.

Unregulated Contaminants**					
Year	Constituent	Average of All Sampling Points	Range of Detected Levels	Violation	Units of Measure
2023	Bromoform	1.10	1.00 - 1.20	N	ppb
2022	Bromodichloromethane	6.70	6.70 - 6.70	N	ppb
2023	Chloroform	1.60	1.60 - 1.60	N	ppb
2023	Dibromochloromethane	1.45	1.20 - 1.70	N	ppb

Radioactive Contaminants								
Year	Constituent	Highest Detected Level at Any Sampling Point	Range of Detected Levels	MCL	MCLG	Units of Measure	Violation	Source of Constituent
2023	Combined Radium 226/228	2.32	2.32 - 2.32	5	0	pCi/L	N	Erosion of natural deposits;
2023	Gross alpha excluding radon and uranium	15.6	15.6 - 15.6	15	0	pCi/L	N	Erosion of natural deposits

Disinfectant Residual								
Year	Constituent	Highest Average	Range of Detected Levels	MRDL	MRDLG	Units of Measure	Violation	Source of Constituent
2023	Chlorine Disinfectant	1.93	0.38 - 3.00	4	4	ppm	N	Disinfectant used to control microbes.

During 2023, West Park Municipal Utility District received water from Harris County Municipal Utility District No. 345 The following water quality information was provided by Harris County Municipal Utility District No. 345 TX1012768 :

Unregulated Contaminants**					
Year	Constituent	Average of All Sampling Points	Range of Detected Levels	Violation	Units of Measure
2021	Dibromochloromethane	1.00	1.0 - 1.0	N	ppb
2020	Bromoform	4.40	4.4 - 4.4	N	ppb
2020	Bromodichloromethane	2.90	2.9 - 2.9	N	ppb
2020	Chloroform	1.10	1.1 - 1.1	N	ppb

**Unregulated contaminants are those for which EPA has not established drinking water standards. The purpose of unregulated contaminant monitoring is to assist EPA in determining the occurrence of unregulated contaminants in drinking water and whether future regulation is warranted.

Inorganic Contaminants

Year	Constituent	Highest Detected Level at Any Sampling Point	Range of Detected Levels	MCL	MCLG	Units of Measure	Violation	Source of Constituent
2023	Arsenic*	8.8	6.7 - 8.8	10	0	ppb	N	Erosion of natural deposits.
2023	Barium	0.201	0.201 - 0.201	2	2	ppm	N	Discharge of drilling wastes.
2023	Fluoride	0.4	0.4 - 0.4	4	4	ppm	N	Erosion of natural deposits.

*While your drinking water meets EPA standards for arsenic, it does contain low levels of arsenic. EPA's standard balances the current understanding of arsenic's possible health effects against the costs of removing arsenic from drinking water. EPA continues to research the health effects of low levels of arsenic, which is a mineral known to cause cancer in humans at high concentrations and is linked to other health effects such as skin damage and circulatory problems.

Lead and Copper

Year	Constituent	The 90th Percentile	Number of Sites Exceeding Action Levels	Action Level	MCLG	Units of Measure	Violation	Source of Constituent
2023	Copper	0.38	0	1.3	1.3	ppm	N	Erosion of natural deposits; Leaching from wood preservatives.
2023	Lead	1.16	0	15	0	ppb	N	Corrosion of household plumbing systems; Erosion of natural deposits

If present, elevated levels of lead can cause serious health problems, especially for pregnant women and young children. Lead in drinking water is primarily from materials and components associated with service lines and home plumbing. This water supply is responsible for providing high quality drinking water, but cannot control the variety of materials used in plumbing components. When your water has been sitting for several hours, you can minimize the potential for lead exposure by flushing your tap for 30 seconds to 2 minutes before using water for drinking or cooking. If you are concerned about lead in your water, you may wish to have your water tested. Information on lead in drinking water, testing methods, and steps you can take to minimize exposure is available from the Safe Drinking Water Hotline or at <http://www.epa.gov/safewater/lead>.

Radioactive Contaminants

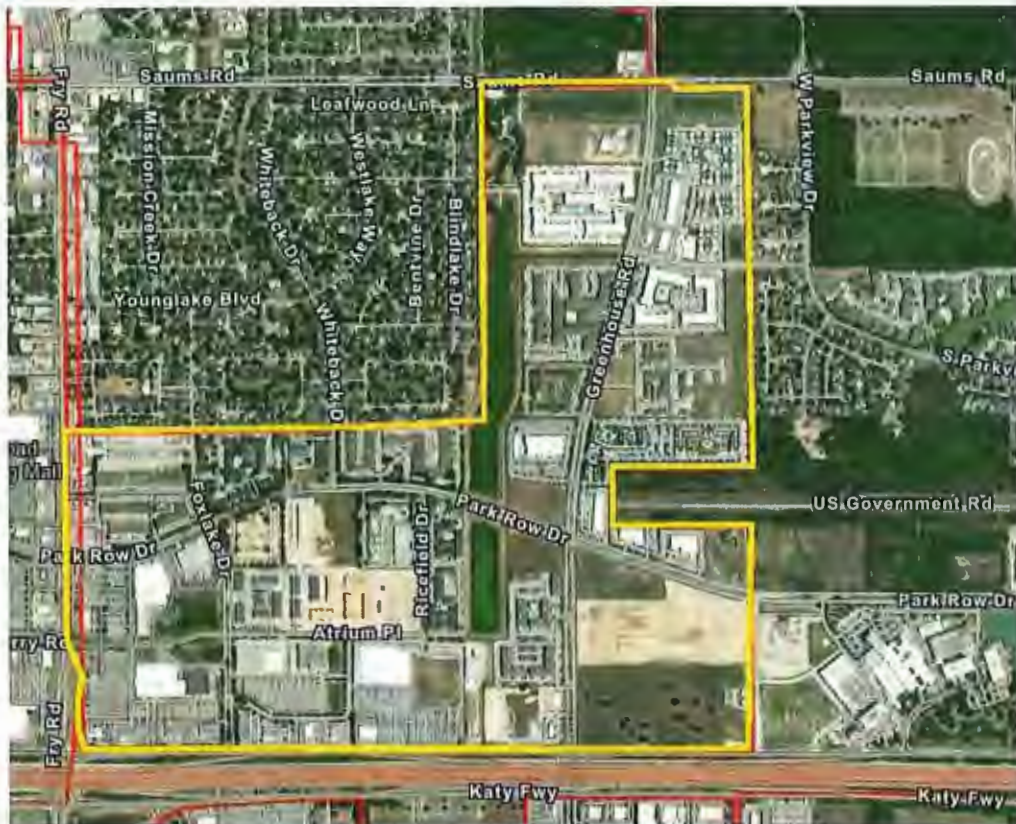
Year	Constituent	Highest Detected Level at Any Sampling Point	Range of Detected Levels	MCL	MCLG	Units of Measure	Source of Constituent
2021	Combined Radium 226/228	4.58	4.58 - 4.58	5	0	pCi/L	Erosion of natural deposits.
2021	Gross Alpha excluding radon and uranium	3.50	3.50 - 3.50	15	0	pCi/L	Erosion of natural deposits.



West Park MUD

Storm Water Management Program

May 2024



Sarah Valladares 281-910-9051 svalladares@swstx.com

1. Services:

a. West Park MUD Basins A-D

- i. Monthly fine mowing and hand work performed
- ii. Spring & Fall Overseed/Fertilization
- iii. Clean features

b. West Park MUD WWTP

- i. Monthly fine mowing and hand work performed

c. West Park Preserve

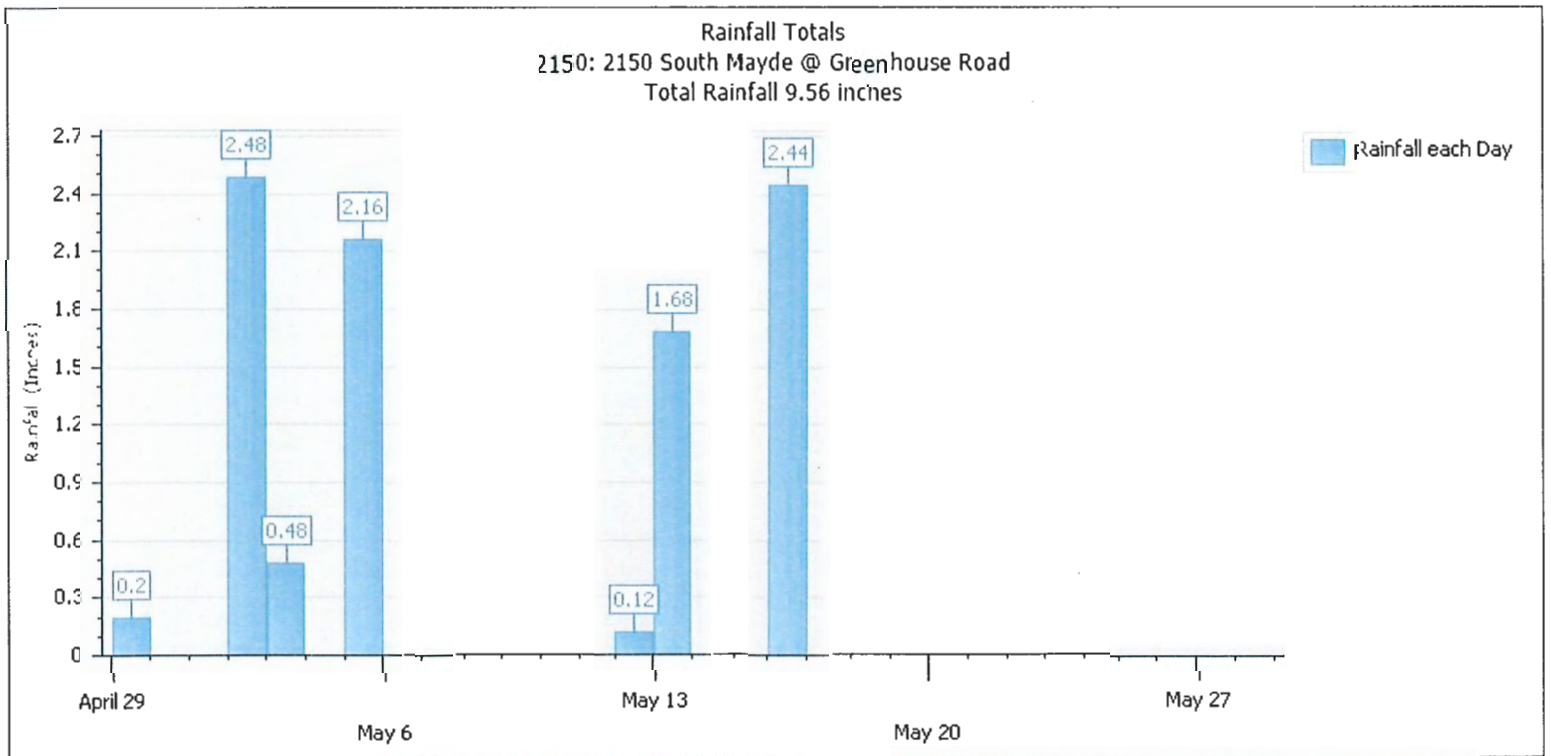
- i. Monthly inspection of inlets
- ii. Remove floatables

2. Discussion

- a. None at this time.

3. Proposed Action Items

- a. None at this time.



Basins A, B, C & D



Basins A, B, C & D




Basins A, B, C & D



Basins A, B, C & D



WWTP



West Park Preserve Inlets



YOU'RE INVITED!

JUNE 14, 2024

8PM-MIDNIGHT
FLYING SAUCER
111 E. 3RD ST.
FORT WORTH

RSVP:

MHARGROVE@MDSWATER.COM

HOSTED BY:



MUNICIPAL
DISTRICT
SERVICES



STORM
WATER
SOLUTIONS

a beyer company



May 29, 2024

Board of Directors
West Park Municipal Utility District
c/o Marks Richardson PC
3700 Buffalo Speedway, Suite 830
Houston, Texas 77098

Reference: District Engineer's Status Report
IDS Project No. 0683-001-ESR

Members of the Board:

The status of various projects in the District is as follows:

9.a) Design, Bid, and Award

Nothing to report at this time.

9.a)i. Wastewater Treatment Plant Generator Replacement

As part of the project, we have received a proposal from Ninyo & Moore for materials testing for the foundation of the generator. Three bids for the project were received on May 24. The complete bid tabulation is attached for the Board's review. Below is a summary of the bids (base bid):

Texan Municipal and Industrial, Inc.	\$409,169.00
McDonald Municipal & Industrial, Inc.	\$459,129.00
W.W. Payton Corporation	\$490,000.00

ACTION – Approve proposal with Ninyo & Moore and Award Project to Texan Municipal and Industrial, Inc.

9.b) Construction Contracts, Operation, and Maintenance

Nothing to report at this time.

9.c) Easement and Facility conveyances

Nothing to report at this time.

9.d) Utility Commitments

Nothing to report at this time

15.e) Harris County Utility Relocation Requests

Precinct 4 is working on several projects within West Park MUD. We believe these projects have all been put on hold since the precincts were reassigned in January 2023.

Greenhouse at Park ROW (UPIN 221033952830025) – The project involves adding an additional southbound left turn lane and extending existing left turn lanes.

Greenhouse at I-10 (UPIN 22103N307530001)– The project involves an additional right turn lane on Greenhouse, southbound. It would require additional right-of-way from the properties west of Greenhouse.

Fry Road north of Park Row (UPIN 20103N302902) – This project involves the construction of a sidewalk from Park Row to Saums Road, within the existing right-of-way.

15.f) Development Matters

David Weekley is looking to develop a townhome type development on the former AHS/Resia tract.

10. Bond Application No. 9

The bond application includes funding for the replacement of the generator at the WWTP, reconstruction of Ground Storage Tank No. 2 at WP 2, fencing around the WWTP and WP 1, and chloramine conversion for when the District switches to surface water. The bond application is ready to submit to the TCEQ.

ACTION – Approve filing and order authorizing application to the TCEQ

11. TCEQ Matters

a) Exceptions for Water Well No. 3

Our new exception will expire on September 21, 2024.

We submitted updated data to the TCEQ in response to the Concentration Time (CT) compliance study (proof of implementation) on May 14th.

b) Enforcement Action

We requested the TCEQ waive the \$6,350 penalty as the District spent these dollars addressing the violation with the ACR variance request.

12. WHCRWA Surface Water Conversion

Our public works group anticipates having the 60% design plans ready to submit next week..

Other District items:

Asset Management Plan Review - Next action date: October 2024

TPDES Discharge Permit – Next action date: November 2026

SWQ Permits

Basins A&B – Next action date: March 2025

Basins C&D – Next action date: June 2024

Preserve - Next action date: June 2024

Tank Inspections

WP 1 – Annual external inspection will be held in June. Internal Inspection will be held in 2027.

WP 2 – Annual external inspection will be held in June. Internal Inspection will be held in 2027.

We will be happy to answer any questions the Board may have.

Respectfully,



John R. Herzog, P.E.
Senior Project Manager

\\idseg.com\F5\Projects\0600\068300100 West Park MUD Gen Consult\ESR\2024\2024-05-29 WPMUD Eng Rpt.docx

May 22, 2024
Project No. 701674001

West Park Municipal Utility District
c/o Mr. Kameron Pugh
IDS Engineering Group
13430 Northwest Freeway, Suite 700
Houston, Texas 77040

Subject: Proposal for Construction Materials Testing and Observation Services
West Park MUD Wastewater Treatment Plant Emergency Generator Replacement
19310 Katy Freeway
Houston, Texas

Dear Mr. Pugh:

We are pleased to present this proposal to provide materials testing services at the subject site. In preparation of this proposal, we have reviewed the provided plans. We understand that the project will consist of the removal and replacement of an existing generator and a new concrete pad will be constructed. This proposal was prepared without the benefit of a construction schedule and is based on our assumptions as to the needed materials testing.

Ninyo & Moore's Houston laboratory is supervised by registered civil engineers and meets the requirements of the ASTM E329, ASTM C1077, and ASTM D3740. Ninyo & Moore's testing equipment is calibrated annually by representatives utilizing equipment traceable to the National Institute of Standards and Technology, and regularly participates in Cement and Concrete Reference Laboratory (CCRL) and AASHTO re:source's Material Reference Laboratory (AMRL) reference testing. In addition, we are accredited by the American Association for Laboratory Accreditation (A2LA). A list of our scope of accreditation can be found at the A2LA website (www.a2la.org).

SCOPE OF SERVICES

- Perform proofrolling observation of subgrade.
- Perform field observation and in-place density testing during fill placement.
- Perform concrete sampling/testing for slab concrete.
- Perform laboratory testing of soil materials such as Moisture-Density Relationships (Proctor), Atterberg Limits (PI), and 200 Wash.

- Perform laboratory testing to evaluate the compressive strength of concrete samples.
- Consultation and project management.

ESTIMATED FEE


We propose to provide our services on a time-and-materials basis accrued in accordance with the attached cost estimate. We estimate the fee for our services to be approximately \$4,200 (Four Thousand Two Hundred Dollars). Our estimated fee does not include weekend work, overtime, stand-by time or costs associated with retesting or re-inspecting materials that were found not to be in compliance with the project plans or specifications. Any additional services requested and not part of the cost estimate will be charged in accordance with our attached Schedule of Fees. A breakdown of our fee is presented in the attached Table 1.

To authorize our services, please sign and return the attached Work Authorization and Agreement. We look forward to working with you.

Respectfully submitted,
NINYO & MOORE



Andrew Johnson
Project Manager



Jay Sunderwala, PE
Managing Principal Engineer

AJJ/JTS/lis

Attachments: Table 1 – Breakdown of Estimated Fee
Schedule of Fees
Work Authorization and Agreement

Table 1 - Breakdown of Estimated Fee

Earthwork

Engineering Technician

Soil Sampling	1 day @ 4	hours/day @ \$ 60.00 /hour	\$ 240.00
Subgrade/Fill Placement	3 days @ 6	hours/day @ \$ 60.00 /hour	\$ 1,080.00
Vehicle Usage Charge	22	hours @ \$ 15.00 /hour	\$ 330.00
Nuclear Density Gauge	18	hours @ \$ 15.00 /hour	\$ 270.00
Laboratory Testing			
Standard Proctor Density Treated Soils, D 698	1	sample @ \$ 230.00 /sample	\$ 230.00
200 Wash	1	sample @ \$ 60.00 /sample	\$ 60.00
Atterberg Limits	1	sample @ \$ 70.00 /sample	\$ 70.00
Subtotal			\$ 2,280.00

Concrete

Engineering Technician	1 day @ 8	hours/day @ \$ 60.00 /hour	\$ 480.00
Cylinder Pick Ups (no charge if already onsite for other services)	1 day @ 4	hours/day @ \$ 60.00 /hour	\$ 240.00
Vehicle Usage Charge	12	hours @ \$ 15.00 /hour	\$ 180.00
Compression Tests of Cylinders	1 set @ 6	samples/set @ \$ 120.00 /set	\$ 120.00
Subtotal			\$ 1,020.00

Engineering Review, Consultation, and Data Processing

Principal Engineer	2	hours @ \$ 180.00 /hour	\$ 360.00
Project Manager	5	hours @ \$ 105.00 /hour	\$ 525.00
Data Processor	1	hour @ \$ 55.00 /hour	\$ 55.00
Subtotal			\$ 940.00

TOTAL ESTIMATED FEE

\$ 4,240.00

Schedule of Fees

Hourly Charges for Personnel

Professional Staff

Principal Engineer/Geologist/Environmental Scientist/Certified Industrial Hygienist	\$ 180
Senior Engineer/Geologist/Environmental Scientist	\$ 150
Senior Project Engineer/Geologist/Environmental Scientist	\$ 140
Project Engineer/Geologist/Environmental Scientist	\$ 130
Senior Staff Engineer/Geologist/Environmental Scientist	\$ 115
Staff Engineer/Geologist/Environmental Scientist	\$ 110
GIS Analyst	\$ 85
Technical Illustrator/CAD Operator	\$ 55

Field Staff

Special Inspector (Concrete, Masonry, Structural Steel, Welding, and Fireproofing)	\$ 140
Nondestructive Examination Technician (UT, MT, LP)	\$ 120
Certified Asbestos/Lead Technician	\$ 120
Field Operations Manager	\$ 105
Supervisory Technician	\$ 75
Senior Technician	\$ 65
Technician	\$ 60

Administrative Staff

Geotechnical/Environmental/Laboratory Assistant	\$ 55
Information Specialist	\$ 55
Data Processor	\$ 55

Other Charges

Concrete Coring Equipment (includes technician)	\$ 190/hr
Anchor Load Test Equipment (includes technician)	\$ 190/hr
GPR Equipment	\$ 180/hr
Inclinometer	\$ 100/hr
Hand Auger Equipment	\$ 80/hr
Rebar Locator (Pachometer)	\$ 50/hr
Vapor Emission Kit	\$ 75/kit
Nuclear Density Gauge	\$ 15/hr
X-Ray Fluorescence	\$ 70/hr
PID/FID	\$ 50/hr
Air Sampling Pump	\$ 25/hr
Field Vehicle	\$ 15/hr
Expert Witness Testimony	\$ 400/hr
Direct Expenses	Cost plus 15%

Special equipment charges will be provided upon request.

Notes

For field and laboratory technicians and special inspectors, overtime rates at 1.5 times the regular rates will be charged for work performed in excess of 8 hours in one day Monday through Friday, evening hours, and all day on Saturday and Sunday. Rates at twice the regular rates will be charged for all work in excess of 12 hours in one day and on holidays.

Field technician and special inspection hours are charged at a 4-hour minimum, and 8-hour minimum for hours exceeding 4 hours.

Invoices are payable upon receipt. A service charge of 1.5 percent per month may be charged on accounts not paid within 30 days.

The terms and conditions are included in Ninyo & Moore's Work Authorization and Agreement form.

Schedule of Fees for Laboratory Testing

SOILS

Atterberg Limits, D 4318	\$ 70
California Bearing Ratio (CBR), D 1883, per point	\$ 240
One Dimensional Consolidation, D 2435	\$ 450
Consolidation Additional Increments, D 2435	\$ 60
Hydrometer Analysis, D 422	\$ 145
Double Hydrometer Analysis, D 4221	\$ 250
Moisture Content, D 2216	\$ 10
Moisture and Density, D 2937	\$ 55
Permeability, D 2434	\$ 300
Specific Gravity, D 854	\$ 65
Standard Proctor Density, D 698	\$ 230
Modified Proctor Density, D 1557	\$ 250
(Rock corrections add \$70)	
Sieve Analysis, D 422	\$ 65
Sieve Analysis, 200 Wash, D 1140	\$ 60
Swell Test, D 4546	\$ 350
Triaxial Shear, U.U., D 2850 per point	\$ 75
Unconfined Compression, D 2166	\$ 50
Pinhole Dispersion Test, D 4647	\$ 320
Crumb Test Dispersion Test, D 4647	\$ 45
Lime Determination, PI Method	\$ 275
Lime Determination, pH Method, D 62765	\$ 265
Compressive Strength Cement Stabilized Sand, D 1633	\$ 80
Standard Proctor Density Treated Soils, D 698	\$ 255
Modified Proctor Density Treated Soils, D 1557	\$ 270

MASONRY

Brick Absorption, 24-hour submersion, C 67	\$ 85
Brick Absorption, 5-hour boiling, C 67	\$ 85
Brick Absorption, 7-day, C 67	\$ 85
Brick Compression Test, C 67	\$ 50
Brick Moisture as received, C 67	\$ 50
Brick Measurement, C 67	\$ 65
CMU Block Compression Test, 8x8x16, C 140	\$ 150
CMU Block Unit Weight and Absorption, C 140	\$ 100
CMU Block Moisture Content, C 140	\$ 95
CMU Block Measurement, C 140	\$ 35
Compressive Strength, Grout prism, C 1019, each	\$ 55
Compressive Strength, Mortar Cube, C 109, each	\$ 30

CONCRETE

Compression Strength, C 39	\$ 20
Flexural Test, C 78 or C 293	\$ 30
Splitting Tensile Strength, C 496	\$ 125
Time of Setting of Cement by Vicat Needle, C 191	\$ 250
Concrete Laboratory Mix Verification, Excluding cylinders	\$ 500
Concrete Coring, Measurement, and Compressive Strength	\$ 250
Concrete Core Compressive Strength, Includes Prep, C 42	\$ 90
Concrete Core Measurement, C 174	\$ 30
Concrete Coring Minimum Charge	\$ 600
Concrete Coring – 4" Diameter to 6-inch depth	\$ 120
Concrete Coring Additional Thickness 6" to 12" depth	\$ 11/in
Concrete Coring Additional Thickness over 12" depth	\$ 15/in
Compressive Strength Lt. Wt. Insulating Concrete, C 495	\$ 30
Unit Weight of Lt. Wt. Insulating Concrete, C 495	\$ 25

FIREPROOFING

Density of SFRM, E 605	\$ 45
Cohesion/Adhesion of SFRM, E 736	\$ 35

ASPHALT

Asphalt Mix Design Review, Job Spec	\$ 500
Asphalt Mix Design, 5 points	\$ 2500
Extraction, % Asphalt, including Gradation, Tex 210F	\$ 230
Hveem Stability, Tex 208F	\$110/set
Bulk Density Lab Molded Samples, Tex 207F	\$ 65/set
Bulk Density Core, Tex 207F	\$ 60
Molding Specimens, Tex 206F	\$ 75/set
Measurement of Asphalt Cores	\$ 25
Asphalt Coring Minimum Charge	\$ 600
Asphalt Coring – 4" Diameter to 6-inch depth	\$ 105
Concrete Coring Additional Thickness over 6" depth	\$ 10/in
Maximum Theoretical Unit Weight, Tex 227F	\$ 105

AGGREGATES

Clay Lumps and Friable Particles, C 142	\$ 65
Los Angeles Abrasion, C 131 or C 535	\$ 240
Organic Impurities, C 40	\$ 55
Sieve Analysis, Coarse Aggregate, C 136	\$ 75
Sieve Analysis, Fine Aggregate, C 136	\$ 75
Decantation, C 117	\$ 55
Specific Gravity, Coarse, C 127	\$ 120
Specific Gravity, Fine, C 128	\$ 135

Special preparation of standard test specimens will be charged at the technician's hourly rate.
Ninyo & Moore is accredited to perform the AASHTO equivalent of many ASTM test procedures.



Geotechnical & Environmental Sciences Consultants

WORK AUTHORIZATION AND AGREEMENT

Please Sign and Return One Copy to: **NINYO & MOORE**
2313 W. Sam Houston Parkway, North, Suite 119
Houston, Texas 77043

PROJECT NO. 701674001

1. PROJECT ADDRESS: **19310 Katy Freeway
Houston, Texas**
2. PROJECT DESCRIPTION: **Construction Materials Testing and Observation Services
West Park MUD Wastewater Treatment Plant Emergency Generator
Replacement**
3. SCOPE OF STUDY: **Please refer to proposal dated May 22, 2024.**
4. FEE: **\$4,200 (Four Thousand Two Hundred Dollars – Time and Materials)**
5. PORTION OF FEE IN ADVANCE OF WORK: **None**
6. CLIENT: **West Park Municipal Utility District c/o IDS Engineering Group** PHONE: **713-462-3178**
13430 Northwest Freeway, Suite 700
Houston, Texas 77040

CONTACT: **Mr. Kameron Pugh**

PHONE: **713-462-3178**

7. STATEMENT TO BE SENT TO: **Client**

CONDITIONS OF AGREEMENT BETWEEN CLIENT AND NINYO & MOORE

This AGREEMENT is made by and between: NINYO & MOORE GEOTECHNICAL AND ENVIRONMENTAL SCIENCES CONSULTANTS, hereinafter referred to as CONSULTANT, and **West Park Municipal Utility District c/o IDS Engineering Group**, hereinafter referred to as CLIENT. This AGREEMENT between the parties consists of these TERMS, the attached Proposal identified as No. **701674001** dated **May 22, 2024**, and any exhibits or attachments noted in the Proposal. Together, these elements will constitute the entire AGREEMENT superseding any and all prior negotiations, correspondence, or agreements either written or oral. Any changes to this AGREEMENT must be mutually agreed to in writing.

STANDARD OF CARE

CLIENT recognizes that subsurface conditions may vary from those observed at locations where borings, surveys, or explorations are made, and that site conditions may change with time. Data, interpretations, and recommendations by CONSULTANT will be based solely on information available to CONSULTANT. CONSULTANT is responsible for those data, interpretations, and recommendations, but will not be responsible for other parties' interpretations or use of the information developed.

Services performed by CONSULTANT under this AGREEMENT are expected by CLIENT to be conducted in a manner consistent with the level of care and skill ordinarily exercised by members of the geotechnical engineering profession practicing contemporaneously under similar conditions in the locality of the project. Under no circumstance is any warranty, expressed or implied, made in connection with the providing of geotechnical consulting services.

SITE ACCESS AND SITE CONDITIONS

CLIENT will grant or obtain free access to the site for all equipment and personnel necessary for CONSULTANT to perform the work set forth in this agreement. CLIENT will notify any and all possessors of the project site that CLIENT has granted CONSULTANT free access to the site. Client will protect all property, inside and out, including all plants and landscaping. CONSULTANT will take reasonable precautions to reduce the potential for damage to the site, but it is understood by CLIENT that, in the normal course of work, some damage may occur and the correction of such damage or alteration is not part of this AGREEMENT unless so specified in the Proposal.

CLIENT is responsible for accurately delineating the locations of all subterranean structures and utilities. CONSULTANT will take reasonable precautions to avoid known subterranean structures, and CLIENT waives any claim against CONSULTANT, and agrees to defend, indemnify and hold CONSULTANT harmless from any claim or liability for injury or loss, including costs of defense, arising from damage done to subterranean structures and utilities not identified or accurately located. In addition, CLIENT agrees to compensate CONSULTANT for any time spent or expenses incurred by CONSULTANT in defense of any such claim, with compensation to be based upon CONSULTANT's prevailing fee schedule and expense reimbursement policy.

SAMPLE DISPOSAL

CONSULTANT will dispose of remaining soil, rock, and water samples approximately thirty (30) days after submission of the report covering those samples. Further storage or transfer of samples can be made at CLIENT's expense upon CLIENT's prior written request.

MONITORING

If CONSULTANT is retained by CLIENT to provide a site representative for the purpose of monitoring specific portions of construction work or other field activities as set forth in the Proposal, then this phrase applies. For the specified assignment, CONSULTANT will report observations and professional opinions to CLIENT or CLIENT's agent. No action of CONSULTANT or CONSULTANT's site representative can be construed as altering any AGREEMENT between the CLIENT and others. CONSULTANT will report to CLIENT or CLIENT's agent any observed geotechnically related work which, in CONSULTANT's professional opinion, does not conform with plans and specifications. The CONSULTANT has no right to reject or stop work of any agent or subcontractor of CLIENT; such rights are reserved solely for CLIENT. Furthermore, CONSULTANT's presence on the site does not in any way guarantee the completion or quality of the performance of the work of any party retained by CLIENT to provide field or construction-related services.

If CONSULTANT is not retained by Client for the purpose of monitoring construction work or field activities, CONSULTANT will expressly not be held liable or responsible for such activities or for the geotechnical performance of the completed project. Monitoring of construction work or field activities and the geotechnical performance of the completed project is and will remain the sole and express responsibility of the CLIENT or other party designated by the CLIENT. CLIENT hereby agrees to indemnify and hold harmless CONSULTANT from and against any loss or judgment, suffered by the CONSULTANT as a result of a claim or lawsuit resulting from CLIENT's failure to monitor construction work or field activities for which CONSULTANT has not been retained.

CONSULTANT will not be responsible for and will not have control or charge of specific means, methods, techniques, sequences or procedures of construction or other field activities selected by any agent or agreement of CLIENT. It is mutually understood and agreed by CLIENT and CONSULTANT that CONSULTANT has no control or enforcement ability over any persons or parties who are not employees of CONSULTANT. CONSULTANT does not purport to be, nor is CONSULTANT responsible for, any safety precautions nor programs incident thereto for such non-employees of CONSULTANT.

OWNERSHIP AND MAINTENANCE OF DOCUMENTS

Unless otherwise specified in this Agreement or in an Addendum, and provided that CONSULTANT has been fully paid for the Services, CLIENT shall have the right to use the documents, maps, photographs, drawings and specifications resulting from CONSULTANT's efforts on the project, for purposes reasonably contemplated by the parties. CONSULTANT shall have the right, but shall not be obligated, to retain copies of all such materials and shall have the right to use the same for any purpose, unless such use would be expected to cause harm to CLIENT. CLIENT shall specify in advance, in writing, and be charged for all arrangements for special or extended-period maintenance of such materials by CONSULTANT. CONSULTANT retains the right of ownership with respect to any patentable concepts or copyrightable materials arising from its Services.

Reuse of any material described by CLIENT, including publication to third parties, on extension of this project or on any other project without CONSULTANT's written authorization, shall be at CLIENT's risk, and CLIENT agrees to indemnify, defend, and hold harmless CONSULTANT from all claims, damages, and expenses, including attorney's fees, arising out of such unauthorized reuse.

BILLING AND PAYMENT

CLIENT will pay CONSULTANT in accordance with the procedures indicated in the Proposal and its attachments. Invoices will be submitted to CLIENT by CONSULTANT alongside the deliverable, and will be due and payable within thirty (30) days. If CLIENT objects to all or any portion of any invoice, CLIENT will so notify CONSULTANT in writing within fourteen (14) calendar days of the invoice date, identify the cause of disagreement, and pay when due that portion of the invoice

not in dispute. The parties will immediately make every effort to settle the disputed portion of the invoice. In the absence of written notification described above, the balance as stated on the invoice will be paid.

Invoices are delinquent if payment has not been received within thirty (30) days from date of invoice. CLIENT will pay an additional charge of three quarters of a percent (.75) per month (or the maximum percentage allowed by law, whichever is lower) on any delinquent amount, excepting any portion of the invoiced amount in dispute and resolved in favor of CLIENT. Payment thereafter will first be applied to accrued interest and then to the principal unpaid amount. All time spent and expenses incurred (including any attorney's fees) in connection with collection of any delinquent amount will be paid by CLIENT to CONSULTANT per CONSULTANT's current fee schedules. In the event CLIENT fails to pay CONSULTANT within sixty (60) days after invoices are rendered, CLIENT agrees that CONSULTANT will have the right to consider the failure to pay the CONSULTANT's invoice as a breach of this AGREEMENT and CONSULTANT may cease work on the project. At CONSULTANT's option, CONSULTANT may waive said major breach upon payment by CLIENT of all arrearages and outstanding invoices.

TERMINATION

This AGREEMENT may be terminated by either party seven (7) days after written notice in the event of any breach of any provision of this AGREEMENT or in the event of substantial failure of performance by either party, or if CLIENT suspends the work for more than three (3) months. In the event of termination, CONSULTANT will be paid for services performed prior to the date of termination plus reasonable termination expenses, including, but not limited to, the cost of completing analyses, records, and reports necessary to document job status at the time of termination.

RISK ALLOCATION

Many risks potentially affect CONSULTANT by virtue of entering into this AGREEMENT to perform professional consulting services on behalf of CLIENT. The principal risk is the potential for human error by CONSULTANT. For CLIENT to obtain the benefit of a fee which includes a nominal allowance for dealing with CONSULTANT's liability, CLIENT agrees to limit CONSULTANT's liability to CLIENT and to all other parties for claims arising out of CONSULTANT's performance of the services described in this AGREEMENT. The aggregate liability of CONSULTANT will not exceed \$50,000 for negligent professional acts, errors, or omissions, including attorney's fees and costs which may be awarded to the prevailing party, and CLIENT agrees to indemnify and hold harmless CONSULTANT from and against all liabilities in excess of the monetary limit established above.

Limitations on liability and indemnities in this AGREEMENT are business understandings between the parties voluntarily and knowingly entered into, and shall apply to all theories of recovery including, but not limited to, breach of contract, warranty, tort (including negligence), strict or statutory liability, or any other cause of action, except for willful misconduct or gross negligence. The parties also agree that CLIENT will not seek damages in excess of the limitations indirectly through suits with other parties who may join CONSULTANT as a third-party nor by an award of attorney's fees and costs to the prevailing party in excess of the aggregate liability agreed upon herein by the parties. Parties means CLIENT and CONSULTANT and their officers, employees, agents, affiliates, and subcontractors.

Both CLIENT and CONSULTANT agree that they will not be liable to each other, under any circumstances, for special, indirect, consequential, or punitive damages arising out of or related to this AGREEMENT.

INDEMNIFICATION

If any claim is brought against CONSULTANT, its employees, agents and subcontractors and/or CLIENT by a third party, relating in any way to the Services, the contribution and indemnification rights and obligations of CONSULTANT and Client, subject to the paragraph titled "Risk Allocation" above, such claim shall be determined as follows:

1. If any negligence, breach of contract, or willful misconduct of CONSULTANT caused any damage, injury, or loss claimed by the third party, then CONSULTANT and CLIENT shall each indemnify the other against any loss or judgement on a comparative negligence basis (CLIENT responsibility to include that of its agents, employees, and other contractors); and
2. Unless CONSULTANT was liable for negligence, breach of contract, or willful misconduct which in whole or in part, caused the damage, injury, or loss asserted in the third party claim, CLIENT shall indemnify CONSULTANT against the claim, liability, loss, legal fees, consulting fees, and other costs of defense reasonably incurred.

DISCOVERY OF UNANTICIPATED HAZARDOUS MATERIALS

CLIENT represents that CLIENT has made a reasonable effort to evaluate if hazardous materials are on or near the project site, and that CLIENT has informed CONSULTANT of CLIENT's findings relative to the possible presence of such materials.

Hazardous materials may exist at a site where there is no reason to believe they could or should be present. CONSULTANT and CLIENT agree that the discovery of unanticipated hazardous materials constitutes a changed condition mandating a renegotiation of the scope of work or termination of services. CONSULTANT and CLIENT also agree that the discovery of unanticipated hazardous materials may make it necessary for CONSULTANT to take immediate measures to protect health and safety. CLIENT agrees to compensate CONSULTANT for any equipment decontamination or other costs incident to the discovery of unanticipated hazardous materials.

CONSULTANT agrees to notify CLIENT when unanticipated hazardous materials or suspected hazardous materials are encountered. CLIENT agrees to make any disclosures required by law to the appropriate governing agencies. CLIENT also agrees to hold CONSULTANT harmless for any and all consequences of disclosures made by CONSULTANT which are required by governing law. In the event the project site is not owned by CLIENT, CLIENT recognizes that it is CLIENT's responsibility to inform the property owner of the discovery of unanticipated hazardous materials or suspected hazardous materials.

Notwithstanding any other provision of the AGREEMENT, CLIENT waives any claim against CONSULTANT and, to the maximum extent permitted by law, agrees to defend, indemnify, and save CONSULTANT harmless from any claim, liability, and/or defense costs for injury or loss arising from CONSULTANT's discovery of unanticipated hazardous materials or suspected hazardous materials, including, but not limited to, any costs created by delay of the project and any cost associated with possible reduction of the property's value.

CLIENT will be responsible for ultimate disposal of any samples secured by CONSULTANT which are found to be contaminated.

DISPUTE RESOLUTION

If a dispute at law arises from matters related to the services provided under this AGREEMENT and that dispute requires litigation, then:

1. The claim will be brought and tried in judicial jurisdiction of the court of the county where CONSULTANT's principal place of business is located and CLIENT waives the right to remove the action to any other county or judicial jurisdiction, and;
2. The prevailing party will be entitled to recovery of all reasonable costs incurred, including staff time, court costs, attorneys' and expert witness fees, and other claim-related expenses.

GOVERNING LAW AND SURVIVAL

If any of the provisions contained in this AGREEMENT are held illegal, invalid, or unenforceable, the enforceability of the remaining provisions will not be impaired. Risk allocation and indemnities will survive termination or failure of this AGREEMENT for any cause.

The parties have read, or had the opportunity to read, the foregoing, including all attachments, addendums, and exhibits hereto, have had an opportunity to discuss the same, understand completely the terms, and willingly enter into this AGREEMENT which will become effective on the date signed below by CLIENT.

Printed Name of Client or Authorized Agent

Signature of Client or Authorized Agent


Jay Sunderwala, PE / Managing Principal Engineer

Date

05/22/24
Date

PM: AJJ

CERTIFICATE OF INTERESTED PARTIES

FORM 1295

1 of 1

Complete Nos. 1 - 4 and 6 if there are interested parties.
Complete Nos. 1, 2, 3, 5, and 6 if there are no interested parties.

OFFICE USE ONLY CERTIFICATION OF FILING

1 Name of business entity filing form, and the city, state and country of the business entity's place of business.

Ninyo & Moore
Houston, TX United States

Certificate Number:
2024-1167676

Date Filed:
05/29/2024

2 Name of governmental entity or state agency that is a party to the contract for which the form is being filed.

West Park Municipal Utility District

Date Acknowledged:

3 Provide the identification number used by the governmental entity or state agency to track or identify the contract, and provide a description of the services, goods, or other property to be provided under the contract.

1
Construction Materials Testing and Observation Services - Wastewater Treatment Plant Emergency Generator Replacement

4	Name of Interested Party	City, State, Country (place of business)	Nature of interest (check applicable)	
			Controlling	Intermediary
	Ninyo, Avram	San Diego, CA United States	X	

5 Check only if there is NO Interested Party.

6 UNSWORN DECLARATION

My name is Jay Sunderwala, and my date of birth is March 14, 1969.

My address is 2313 W. Sam Houston Pkwy N., Ste. 119, Houston, TX, 77043, USA.
(street) (city) (state) (zip code) (country)

I declare under penalty of perjury that the foregoing is true and correct.

Executed in Harris County, State of Texas, on the 29 day of May, 2024.
(month) (year)


Signature of authorized agent of contracting business entity
(Declarant)



May 29, 2024

West Park Municipal Utility District
c/o Marks Richardson PC
3700 Buffalo Speedway, Suite 830
Houston, Texas 77098

Attention: Mr. Brock Hudson, President

Reference: Wastewater Treatment Plant Emergency Generator Replacement
West Park Municipal Utility District
IDS Project No. 0683-024-00, Contract No. 1

Dear Mr. Hudson:

In accordance with your instructions, bids were opened and read on May 24, 2024, for construction of the above referenced project. A copy of the Bid Tabulation is attached.

We have examined the bids and find all of them to be complete and in order. The references and financial statements have been checked.

We, therefore, recommend award of the contract to the low bidder, **Texan Municipal and Industrial, a Division of Texan Electric Co., Inc.** in the amount of **\$409,169.00**. Attached is the Certificate of Interested Parties (Form 1295) completed by contractor recommended for award of the above referenced project.

If you have any questions or comments, please call.

Sincerely,

A handwritten signature in black ink, appearing to read "John R. Herzog", written in a cursive style.

John R. Herzog, P.E.
Senior Project Manager

JRH/ar

\\idseg.com\FS\Projects\0600\068302400 West Park MUD WWTP Gen Replacement\CPS\060 Corres\Recommendation of Award.docx

cc: Warren Fields, Texan Municipal & Industrial, Inc
Board of Directors, West Park Municipal Utility District
c/o Kara E. Richardson, Marks Richardson PC
Kameron H. Pugh, P.E. / Matthew Rendl, E.I.T.

BID TAB
WEST PARK MUNICIPAL UTILITY DISTRICT
WASTEWATER TREATMENT PLANT EMERGENCY GENERATOR REPLACEMENT
PROJECT NO. 0683-024-00, CONTRACT NO. 1
Bids Opened: May 24,2024 11:30 a.m.

Item No.	Qty.	Unit	Description of Item	Bidder No. 1 Texan Municipal and Industrial, Inc. Days: 240		Bidder No. 2 McDonald Municipal & Industrial, Inc. Days: 400		Bidder No. 3 W.W. Payton Corporation Days: 450	
				Unit Price	Total Cost	Unit Price	Total Cost	Unit Price	Total Cost
DEMOLITION ITEMS:									
1	71	L.F.	Remove and Legally Dispose of Existing 6' tall Chain Link Security Fence with Three Strand Barbed Wire and Concertina Razor Wire, Complete in Place:	\$3.00	\$213.00	\$14.00	\$994.00	\$10.00	\$710.00
2	530	S.F.	Demolish and Legally Dispose of Existing Concrete Paving, Complete in Place:	\$5.00	\$2,650.00	\$7.00	\$3,710.00	\$5.00	\$2,650.00
3	1	L.S.	Remove and Legally Dispose of Existing 500 kW Diesel Emergency Generator, Including Fuel Tank, Concrete Steps, and ATS, Complete in Place:	\$5,000.00	\$5,000.00	\$4,796.00	\$4,796.00	\$6,640.00	\$6,640.00
SUBTOTAL DEMOLITION ITEMS:					\$7,863.00		\$9,500.00		\$10,000.00
WWTP ITEMS:									
4	334	S.F.	Furnish and Install 7" Concrete Paving, Including Preparation of Subgrade and Connection to Existing Paving, Complete in Place:	\$24.00	\$8,016.00	\$12.00	\$4,008.00	\$30.00	\$10,020.00
5	192	S.F.	Furnish and Install 8" Concrete Generator Pad, Complete in Place:	\$80.00	\$15,360.00	\$130.00	\$24,960.00	\$75.00	\$14,400.00
6	100	L.F.	Furnish and Install 6' tall Chain Link Security Fence with Three Strand Barbed Wire and 4' Swing Gate, Complete in Place:	\$35.00	\$3,500.00	\$35.00	\$3,500.00	\$80.00	\$8,000.00
7	1	L.S.	Furnish and Install 450 kW Diesel Emergency Generator, Including Fuel Tank, Sound Attenuated Enclosure, Automatic Transfer Switch, Welded Steel Access Platform, and Appurtenances, Complete in Place:	\$295,930.00	\$295,930.00	\$324,061.00	\$324,061.00	\$384,580.00	\$384,580.00
8	1	L.S.	Installation of Wastewater Auto Sampler at the Influent to the Headworks, including Enclosure and Tap into Influent Force Main, Complete in Place:	\$40,000.00	\$40,000.00	\$45,000.00	\$45,000.00	\$20,000.00	\$20,000.00
SUBTOTAL WWTP ITEMS:					\$362,806.00		\$401,529.00		\$437,000.00
MISCELLANEOUS ITEMS:									
9	1	L.S.	Furnish, Install, and Maintain Truck Washout Area as shown on the Plans, Complete in Place:	\$500.00	\$500.00	\$100.00	\$100.00	\$100.00	\$100.00
10	1	L.S.	Furnish Performance and Payment Bonds in Accordance with the Contract Documents:	\$10,000.00	\$10,000.00	\$20,000.00	\$20,000.00	\$14,900.00	\$14,900.00
11	1	L.S.	Allowance for Coordination and Arc Flash Hazard Study per Technical Specification Section 16015, Completed by Baird, Gilroy, and Dixon, Complete in Place:	\$16,000.00	\$16,000.00	\$16,000.00	\$16,000.00	\$16,000.00	\$16,000.00
SUBTOTAL MISCELLANEOUS ITEMS:					\$26,500.00		\$36,100.00		\$31,000.00
EXTRA WORK ITEMS: (To be used only as directed by the Engineer.)									
12	20	C.Y.	Furnish all Material, Labor, Equipment, and Appurtenances for "Extra Excavation", Complete in Place:	\$50.00	\$1,000.00	\$50.00	\$1,000.00	\$50.00	\$1,000.00
13	20	C.Y.	Furnish all Material, Labor, Equipment, and Appurtenances for "Extra Fill", Complete in Place:	\$50.00	\$1,000.00	\$50.00	\$1,000.00	\$50.00	\$1,000.00
14	20	C.Y.	Furnish all Material, Labor, Equipment, and Appurtenances for Extra Class "A" Concrete with Reinforcing Steel, Complete in Place:	\$500.00	\$10,000.00	\$500.00	\$10,000.00	\$500.00	\$10,000.00
SUBTOTAL EXTRA WORK ITEMS:					\$12,000.00		\$12,000.00		\$12,000.00
TOTAL AMOUNT BASE BID					\$409,169.00		\$459,129.00		\$490,000.00

CERTIFICATE OF INTERESTED PARTIES

FORM 1295

1 of 1

Complete Nos. 1 - 4 and 6 if there are interested parties.
Complete Nos. 1, 2, 3, 5, and 6 if there are no interested parties.

**OFFICE USE ONLY
CERTIFICATION OF FILING**

Certificate Number:
2024-1165829

Date Filed:
05/23/2024

Date Acknowledged:

1 Name of business entity filing form, and the city, state and country of the business entity's place of business.

Texan Municipal and Industrial, a division of Texan Electric Company, Inc.
Houston, TX United States

2 Name of governmental entity or state agency that is a party to the contract for which the form is being filed.

West Park Municipal Utility District

3 Provide the identification number used by the governmental entity or state agency to track or identify the contract, and provide a description of the services, goods, or other property to be provided under the contract.

0683-024-00

West Park Municipal Utility District Wastewater Treatment Plant Emergency Generator Replacement.

4	Name of Interested Party	City, State, Country (place of business)	Nature of interest (check applicable)	
			Controlling	Intermediary

5 Check only if there is NO Interested Party.

6 UNSWORN DECLARATION

My name is Roma Martinez, and my date of birth is 01-01-2000.

My address is 7011 Dixie Dr. Houston TX 77087 U.S.
(street) (city) (state) (zip code) (country)

I declare under penalty of perjury that the foregoing is true and correct.

Executed in Harris County, State of Texas, on the 23 day of May, 2024.
(month) (year)

Roma Martinez
Signature of authorized agent of contracting business entity
(Declarant)

NO GROWTH CASH FLOW ANALYSIS

**West Park Municipal Utility District
Bond Application No. 9**

Tax Year	Projected Assessed Valuation (d)	Proj Debt Tax Rate	Cldr Year	Beginning Fund Balance (a)	Tax Collections 97.5%	Capitalized Interest (b)	Interest Income 2.0%	Total Funds Available	Outstanding Debt Service	The Bonds			Total Debt Service	Ending Fund Balance	% of Next Year's Debt Service
										Principal	Interest (c)	Total (c)			
2023	821,042,517	0.215	2024	1,834,488	1,721,110	-	36,690	3,592,288	1,782,313	-	-	-	1,782,313	1,809,976	90.26%
2024	821,042,517	0.240	2025	1,809,976	1,921,239		36,200	3,767,415	1,778,588	-	226,625	226,625	2,005,213	1,762,202	86.08%
2025	821,042,517	0.240	2026	1,762,202	1,921,239			3,683,442	1,779,938	75,000	192,281	267,281	2,047,219	1,636,223	80.08%
2026	821,042,517	0.240	2027	1,636,223	1,921,239			3,557,462	1,779,938	75,000	188,344	263,344	2,043,281	1,514,181	74.42%
2027	821,042,517	0.240	2028	1,514,181	1,921,239			3,435,421	1,775,219	75,000	184,406	259,406	2,034,625	1,400,796	69.05%
2028	821,042,517	0.240	2029	1,400,796	1,921,239			3,322,035	1,773,275	75,000	180,469	255,469	2,028,744	1,293,291	63.92%
2029	821,042,517	0.240	2030	1,293,291	1,921,239			3,214,531	1,771,875	75,000	176,531	251,531	2,023,406	1,191,125	59.22%
2030	821,042,517	0.240	2031	1,191,125	1,921,239			3,112,364	1,763,706	75,000	172,594	247,594	2,011,300	1,101,064	53.72%
2031	821,042,517	0.240	2032	1,101,064	1,921,239			3,022,304	1,806,119	75,000	168,656	243,656	2,049,775	972,529	47.61%
2032	821,042,517	0.240	2033	972,529	1,921,239			2,893,768	1,803,050	75,000	164,719	239,719	2,042,769	850,999	41.84%
2033	821,042,517	0.240	2034	850,999	1,921,239			2,772,239	1,822,338	50,000	161,438	211,438	2,033,775	738,464	36.51%
2034	821,042,517	0.240	2035	738,464	1,921,239			2,659,703	1,789,625	75,000	158,156	233,156	2,022,781	636,922	32.17%
2035	821,042,517	0.240	2036	636,922	1,921,239			2,558,162	1,750,725	75,000	154,219	229,219	1,979,944	578,218	30.32%
2036	821,042,517	0.240	2037	578,218	1,921,239			2,499,457	1,681,975	75,000	150,281	225,281	1,907,256	592,201	48.49%
2037	821,042,517	0.240	2038	592,201	1,921,239			2,513,441	732,250	350,000	139,125	489,125	1,221,375	1,292,066	107.08%
2038	821,042,517	0.240	2039	1,292,066	1,921,239			3,213,305	735,875	350,000	120,750	470,750	1,206,625	2,006,680	381.93%
2039	821,042,517	0.240	2040	2,006,680	1,921,239			3,927,919		425,000	100,406	525,406	525,406	3,402,513	676.32%
2040	821,042,517	0.240	2041	3,402,513	1,921,239			5,323,753		425,000	78,094	503,094	503,094	4,820,659	1002.67%
2041	821,042,517	0.240	2042	4,820,659	1,921,239			6,741,898		425,000	55,781	480,781	480,781	6,261,117	1365.66%
2042	821,042,517	0.240	2043	6,261,117	1,921,239			8,182,357		425,000	33,469	458,469	458,469	7,723,888	1770.90%
2043	821,042,517	0.240	2044	7,723,888	1,921,239			9,645,127		425,000	11,156	436,156	436,156	9,208,971	
Total					38,424,790	-	36,200		26,326,806	3,700,000	2,817,500	6,517,500	32,844,306		

- (a) Debt service fund balance as of 11/27/23
- (b) Assumes no capitalized interest on the Bonds.
- (c) Assumes an interest rate on the Bonds of 5.25%
- (d) 2023 certified value

CERTIFICATE FOR
ORDER AUTHORIZING APPLICATION TO THE
TEXAS COMMISSION ON ENVIRONMENTAL QUALITY
FOR APPROVAL OF PROJECT AND BONDS

I, the undersigned Secretary of the Board of Directors (the "Board") of West Park Municipal Utility District (the "District"), hereby certify as follows:

1. The Board, composed as follows:

H. Brock Hudson, President
W. Bryant Patrick, Vice President
Natalie Garza, Secretary
Michael F. Dignam, Assistant Secretary
Daniel Wolterman, Director

convened in regular session, open to the public, on May 29, 2024, at the Board's regular meeting place, and all of the members of the Board were present, except Director Garza and Director Hudson, thus constituting a quorum. Whereupon, among other business, the following was transacted at such meeting: A written

ORDER AUTHORIZING APPLICATION TO THE
TEXAS COMMISSION ON ENVIRONMENTAL QUALITY
FOR APPROVAL OF PROJECT AND BONDS


was duly introduced for the consideration of the Board. It was then duly moved and seconded that such Order be adopted, and, after due discussion, such motion, carrying with it the adoption of such Order, prevailed and carried by the following vote:

AYES: 3 NOES: 0

2. A true, full and correct copy of the aforesaid Order adopted at the meeting described in the above and foregoing paragraph is attached to said minutes and to this certificate; such Order has been duly recorded in the Board's minutes of such meeting; the above and foregoing paragraph is a true, full and correct copy excerpt from the Board's minutes of such meeting pertaining to the adoption of such Order; the persons named in the above and foregoing paragraph are the duly chosen, qualified and acting officers and members of the Board as indicated therein; each of the officers and members of the Board was duly and sufficiently notified officially and personally, in advance, of the time, place and purpose of such meeting, and that such Order would be introduced and considered for adoption at such meeting; and such meeting was open to the public, and public notice of the time, place and purpose of such meeting was given, all as required by Chapter 551, Texas Government Code and Section 49.063, Texas Water Code, as amended.

SIGNED AND SEALED this 29th day of May 2024.

WEST PARK MUNICIPAL UTILITY DISTRICT

By: 
Assistant Secretary, Board of Directors

(SEAL)





**MUNICIPAL ACCOUNTS
& CONSULTING, L.P.**

Bookkeeper's Report | May 29, 2024

**West Park Municipal
Utility District**



WEBSITE

www.municipalaccounts.com



ADDRESS

1281 Brittmoore Road
Houston, Texas 77043



CONTACT

Phone: 713.623.4539
Fax: 713.629.6859

1. The first part of the document is a list of names and titles, including "The Hon. Mr. Justice G. D. C. O'Connell, Chief Justice of the High Court of Justice, Ireland" and "The Hon. Mr. Justice G. D. C. O'Connell, Chief Justice of the High Court of Justice, Ireland".

West Park Municipal Utility District

BOOKKEEPER'S REPORT | 05/29/2024



Your District Stats

Created in October 1976

First Bond Sale 1981

Total ESFC Count ... 2,004

Total Tax Rate \$0.375

Cost Per 10K Gal ... \$45.50

Certified Value \$756,870,024

Services Provided
Retail Water, Retail Wastewater,
Parks/Recreation, Solid Waste/Garbage,
Drainage

All values are from the most recent audited financial statements.

Spotlight On Neighbor Districts

Longhorn Town Utility District (LonghornUD)

Created	June 1971	Total Tax Rate	\$0.26
First Bond	1985	Cost Per 10K Gal	\$44.00
ESFC Count ...	1,101	Certified Value	\$290,045,052
Services Provided: Retail Water, Retail Wastewater, Joint Wastewater Facility, Drainage			

Harris County Municipal Utility District No. 345 (HC MUD 345)

Created	January 1989	Total Tax Rate	\$0.175
First Bond	1991	Cost Per 10K Gal	\$39.70
ESFC Count ...	1,653	Certified Value	\$655,647,454
Services Provided: Retail Water, Retail Wastewater, Parks/Recreation, Joint Water Facility, Joint Wastewater Facility, Drainage			

Westlake Municipal Utility District No. 1 (Westlake 1)

Created	April 1972	Total Tax Rate	\$0.4256
First Bond	1972	Cost Per 10K Gal	\$91.71
ESFC Count ...	1,542	Certified Value	\$305,272,278
Services Provided: Retail Water, Retail Wastewater, Solid Waste/Garbage, Joint Wastewater Facility, Drainage, Security			

Fry Road Municipal Utility District (Fry Road)

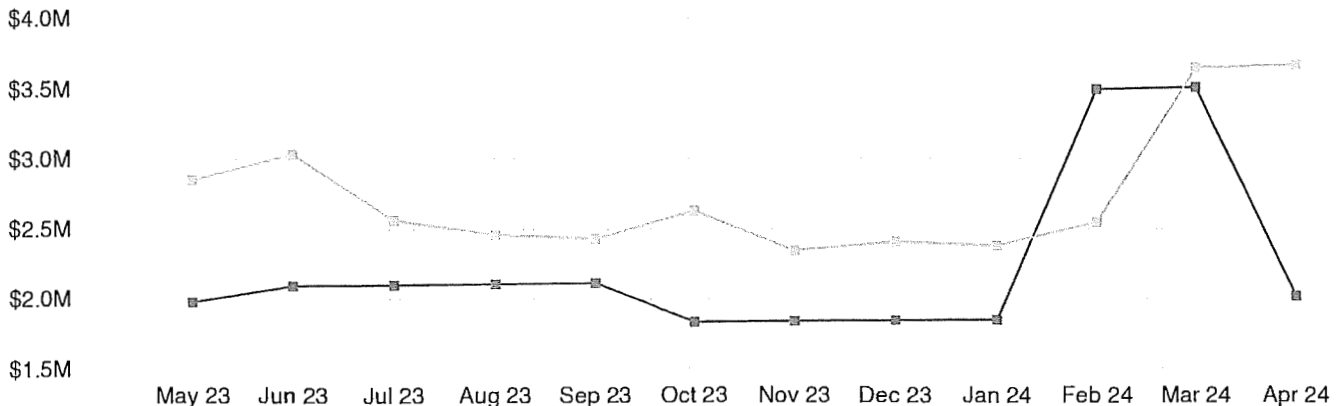
Created	November 1973	Total Tax Rate	\$0.363
First Bond	1979	Cost Per 10K Gal	\$87.15
ESFC Count ...	1,415	Certified Value	\$396,384,893
Services Provided: Retail Water, Retail Wastewater, Parks/Recreation, Solid Waste/Garbage, Drainage, Security			

Account Balance | As of 05/29/2024

General Operating	Debt Service
\$3,576,687	\$2,017,020

Total For All Accounts: \$5,593,707

Account Balance By Month | May 2023 - April 2024



Monthly Financial Summary - General Operating Fund

West Park MUD - GOF

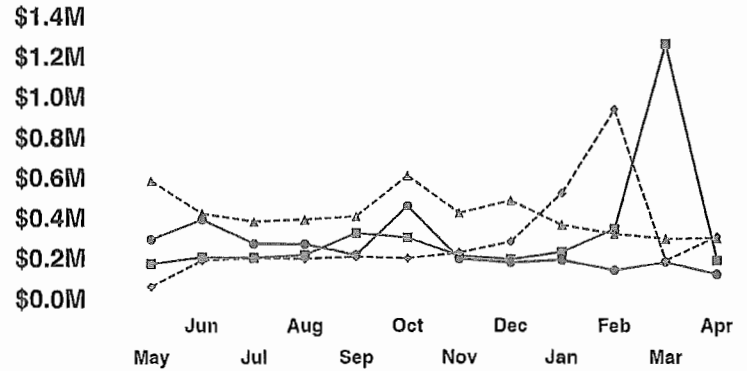


Account Balance Summary

Balance as of 04/23/2024	\$3,548,865
Receipts	353,837
Disbursements	(326,016)
Balance as of 05/29/2024	\$3,576,687

Overall Revenues & Expenditures By Month (Year to Date)

Current Year Revenues Prior Year Revenues
 Current Year Expenditures Prior Year Expenditures



April 2024

Revenues

Actual	Budget	Over/(Under)
\$196,945	\$284,495	(\$87,550)

Expenditures

Actual	Budget	Over/(Under)
\$128,157	\$594,851	(\$466,694)

May 2023 - April 2024 (Year to Date)

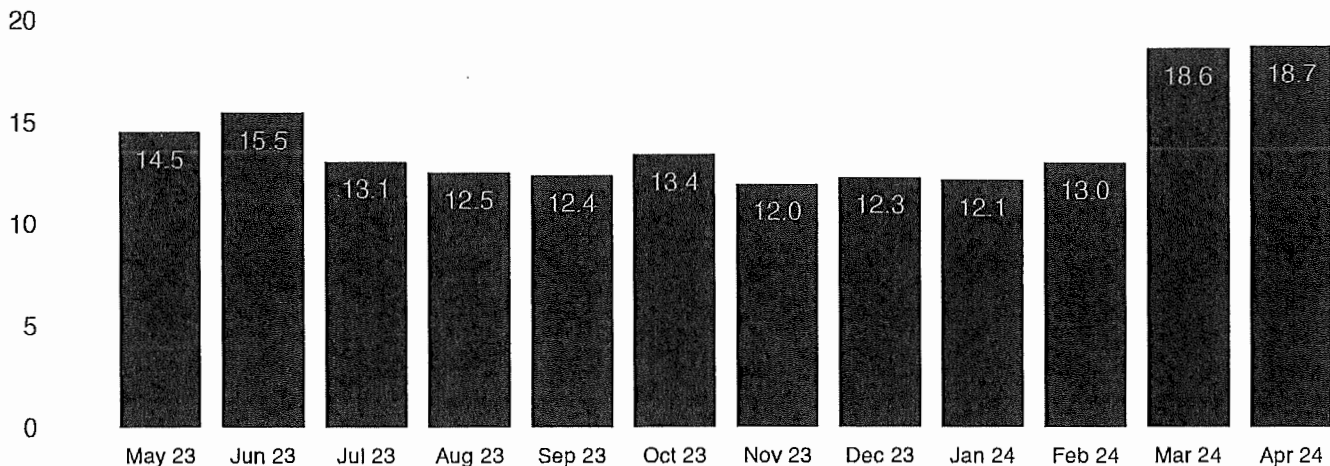
Revenues

Actual	Budget	Over/(Under)
\$3,948,584	\$3,845,806	\$102,778

Expenditures

Actual	Budget	Over/(Under)
\$2,993,960	\$2,701,806	\$292,154

Operating Fund Reserve Coverage Ratio (In Months)



Cash Flow Report - Checking Account

West Park MUD - GOF



Number	Name	Memo	Amount	Balance
Balance as of 04/23/2024				\$45,716.00
Receipts				
	Transfer From Central Bank Operator Account		136,868.95	
	City of Houston Sales Tax Rebate		54,685.49	
Total Receipts				\$191,554.44
Disbursements				
6458	West Harris County Regional Water Auth	VOID: Pumpage Fees	0.00	
6610	Champion Energy Services	Utility Expense	(6,993.30)	
6639	West Harris County Regional Water Auth	Pumpage Fees	(331.80)	
6641	Howard Brock Hudson	VOID: Fees of Office 4/22/2024	0.00	
6665	Cavallo Energy Texas, LLC	VOID: Utility Expense	0.00	
6667	Amrit Singh	Security Patrol	(1,600.00)	
6668	Brynisha Owens-Gage	Security Patrol	(1,200.00)	
6669	David Alaniz	Security Patrol	(1,000.00)	
6670	Devin Win	Security Patrol	(1,600.00)	
6671	Luis S. Lopez	Security Patrol	(800.00)	
6672	Marcus Suarez	Security Patrol	(1,400.00)	
6673	Mitchell Hutter	Security Patrol	(560.00)	
6674	Navdeep Nijjar	Security Patrol	(600.00)	
6675	Shane Wyrick	Security Patrol	(2,400.00)	
6676	Simon Ramirez	Security Patrol	(1,160.00)	
6677	B & A Municipal Tax Service, LLC	SB2 & HB 1154 Compliance Updates	(375.00)	
6678	IDS Engineering Group, Inc	Engineering Fees	(30,767.58)	
6679	Municipal Accounts & Consulting, LP	Bookkeeping Fees	(4,097.45)	
6680	Park Rangers, LLC	Park Consultation & Maintenance	(16,019.88)	
6681	SentriForce	Security Cameras	(2,345.00)	
6682	Storm Water Solutions, LLC	Mowing Expense	(8,310.00)	
6683	Touchstone District Services, LLC	Website Hosting	(794.50)	
6684	H2O Innovation	Maintenance & Operations	(61,782.33)	
6685	Marks Richardson PC	Legal Fees	0.00	
6686	Champion Energy Services	Utility Expense	0.00	
6687	West Harris County Regional Water Auth	Pumpage Fees	0.00	
Bank Fees	Central Bank	Service Charge	(5.00)	
Wire	Texas Class	Transfer to Money Market	(45,000.00)	
Total Disbursements				(\$189,141.84)
Balance as of 05/29/2024				\$48,128.60

Cash Flow Report - Operator Account

West Park MUD - GOF



Number	Name	Memo	Amount	Balance
Balance as of 04/23/2024				\$36,019.75
Receipts				
	Accounts Receivable		105,849.20	
	Accounts Receivable		165.11	
Total Receipts				\$106,014.31
Disbursements				
Bank Fees	Central Bank	Service Charge	(5.00)	
Sweep	Central Bank	Transfer To Central Bank Checking	(136,868.95)	
Total Disbursements				(\$136,873.95)
Balance as of 05/29/2024				\$5,160.11

Actual vs. Budget Comparison

West Park MUD - GOF



	April 2024			May 2023 - April 2024			Annual Budget
	Actual	Budget	Over/ (Under)	Actual	Budget	Over/ (Under)	
Revenues							
Water Revenue							
14101 Water- Customer Service Revenue	36,589	35,058	1,531	450,066	457,900	(7,834)	457,900
14102 WHCRWA - Pumpage Fee	57,176	56,257	919	704,617	663,200	41,417	663,200
14104 Pumpage Credits	11,288	11,288	0	135,456	135,456	0	135,456
14106 TCEQ - Water	161	175	(14)	2,003	2,100	(97)	2,100
Total Water Revenue	105,214	102,778	2,436	1,292,142	1,258,656	33,486	1,258,656
Wastewater Revenue							
14201 Wastewater-Customer Service Rev	29,976	29,883	93	348,968	358,600	(9,632)	358,600
14203 Grease Trap Inspection Fees	600	475	125	6,850	5,700	1,150	5,700
14206 TCEQ - Wastewater	161	175	(14)	2,003	2,100	(97)	2,100
Total Wastewater Revenue	30,737	30,533	204	357,821	366,400	(8,579)	366,400
Property Tax Revenue							
14301 Maintenance Tax Collections	0	5,947	(5,947)	1,220,456	1,250,000	(29,544)	1,250,000
Total Property Tax Revenue	0	5,947	(5,947)	1,220,456	1,250,000	(29,544)	1,250,000
Sales Tax Revenue							
14401 City Tax Rebate	49,290	132,316	(83,027)	692,679	715,000	(22,321)	715,000
Total Sales Tax Revenue	49,290	132,316	(83,027)	692,679	715,000	(22,321)	715,000
Tap Connection Revenue							
14501 Tap Connections	0	0	0	219,212	100,700	118,512	100,700
Total Tap Connection Revenue	0	0	0	219,212	100,700	118,512	100,700
Administrative Revenue							
14702 Penalties & Interest	400	1,167	(766)	15,535	14,000	1,535	14,000
Total Administrative Revenue	400	1,167	(766)	15,535	14,000	1,535	14,000
Interest Revenue							
14801 Interest Earned on Checking	0	150	(150)	0	1,800	(1,800)	1,800
14802 Interest Earned on Temp. Invest	11,269	11,542	(273)	123,175	138,500	(15,325)	138,500
Total Interest Revenue	11,269	11,692	(423)	123,175	140,300	(17,125)	140,300
Other Revenue							
15801 Miscellaneous Income	35	63	(28)	589	750	(161)	750
15802 Insurance Claim	0	0	0	26,975	0	26,975	0
Total Other Revenue	35	63	(28)	27,564	750	26,814	750
Total Revenues	196,945	284,495	(87,550)	3,948,584	3,845,806	102,778	3,845,806

Actual vs. Budget Comparison

West Park MUD - GOF



	April 2024			May 2023 - April 2024			Annual Budget
	Actual	Budget	Over/ (Under)	Actual	Budget	Over/ (Under)	
Expenditures							
Water Service							
16102 Operations - Water	1,250	750	500	13,000	9,000	4,000	9,000
16105 Maintenance & Repairs - Water	5,617	12,383	(6,766)	169,126	148,600	20,526	148,600
16107 Chemicals - Water	0	3,883	(3,883)	51,563	46,600	4,963	46,600
16108 Lab Fees - Water	2,428	1,225	1,203	15,746	14,700	1,046	14,700
16109 Mowing - Water	2,791	3,000	(209)	30,225	36,000	(5,775)	36,000
16110 Utilities - Water	7,072	8,042	(969)	102,459	96,500	5,959	96,500
16114 Telephone Expense - Water	0	83	(83)	779	1,000	(221)	1,000
16116 Permit Expense - Water	0	0	0	7,505	7,600	(95)	7,600
16118 WHCRWA Pumpage Fee	8,481	111,620	(103,139)	968,248	798,656	169,592	798,656
16119 Service Account Collection	10	8	2	106	100	6	100
16124 Mowing - I-10 Frontage Road	885	1,000	(115)	9,493	12,000	(2,507)	12,000
Total Water Service	28,534	141,995	(113,461)	1,368,250	1,170,756	197,494	1,170,756
Wastewater Service							
16202 Operations - Wastewater	1,250	750	500	13,000	9,000	4,000	9,000
16205 Maint & Repairs - Wastewater	31,455	21,250	10,205	280,855	255,000	25,855	255,000
16207 Chemicals - Wastewater	7,271	7,483	(212)	81,842	89,800	(7,958)	89,800
16208 Lab Fees - Wastewater	5,749	3,100	2,649	35,649	37,200	(1,551)	37,200
16209 Mowing - Wastewater	713	708	4	7,749	8,500	(751)	8,500
16210 Utilities - Wastewater	2,049	3,042	(993)	45,343	36,500	8,843	36,500
16212 Sludge Removal	0	7,442	(7,442)	121,178	89,300	31,878	89,300
16214 Telephone Expense - Wastewater	0	42	(42)	955	500	455	500
Total Wastewater Service	48,486	43,817	4,670	586,571	525,800	60,771	525,800
Garbage Service							
16301 Garbage Expense	1,898	1,650	248	18,844	19,800	(956)	19,800
Total Garbage Service	1,898	1,650	248	18,844	19,800	(956)	19,800
Storm Water Quality							
16404 Mowing - Basins A-D	7,824	2,252	5,572	57,103	27,020	30,083	27,020
Total Storm Water Quality	7,824	2,252	5,572	57,103	27,020	30,083	27,020
Tap Connection							
16501 Tap Connection Expense	0	0	0	117,908	40,000	77,908	40,000
16502 Inspection Expense	0	558	(558)	9,805	6,700	3,105	6,700
Total Tap Connection	0	558	(558)	127,713	46,700	81,013	46,700
Parks & Recreation Service							
16601 Parks Maintenance	16,020	6,667	9,353	106,607	80,000	26,607	80,000
16603 Mowing - Park Site	226	195	31	901	2,340	(1,439)	2,340
16608 Utilities - Park	40	208	(169)	504	2,500	(1,996)	2,500

Actual vs. Budget Comparison

West Park MUD - GOF



	April 2024			May 2023 - April 2024			Annual Budget
	Actual	Budget	Over/ (Under)	Actual	Budget	Over/ (Under)	
Expenditures							
Total Parks & Recreation Service	16,285	7,070	9,215	108,012	84,840	23,172	84,840
Administrative Service							
16701 Administrative Fees	238	142	96	10,118	1,700	8,418	1,700
16703 Legal Fees	0	6,000	(6,000)	62,769	72,000	(9,231)	72,000
16704 Legal Fees - Enforcement Matter	0	417	(417)	11,217	5,000	6,217	5,000
16705 Auditing Fees	0	0	0	23,900	23,300	600	23,300
16706 Engineering Fees	4,067	6,667	(2,600)	128,657	80,000	48,657	80,000
16709 Election Expense	0	10,000	(10,000)	0	10,000	(10,000)	10,000
16710 Website Hosting	200	429	(229)	6,719	5,150	1,569	5,150
16712 Bookkeeping Fees	3,866	3,710	156	59,384	53,000	6,384	53,000
16713 Legal Notices & Other Publ.	0	0	0	982	0	982	0
16714 Printing & Office Supplies	401	483	(83)	6,183	5,800	383	5,800
16715 Filing Fees	0	42	(42)	337	500	(163)	500
16716 Delivery Expense	30	33	(3)	698	400	298	400
16717 Postage	195	183	11	1,920	2,200	(280)	2,200
16718 Insurance & Surety Bond	0	0	0	51,133	48,500	2,633	48,500
16723 Travel Expense	18	17	1	195	200	(5)	200
16725 B&A Sales Tax Audit	0	0	0	8,000	8,000	0	8,000
16729 Senate Bill 2 Compliance	375	375	0	4,500	4,500	0	4,500
16731 Arbitrage Expense	0	6,500	(6,500)	0	6,500	(6,500)	6,500
16732 Security Patrol	12,120	8,750	3,370	146,860	105,000	41,860	105,000
Total Administrative Service	21,509	43,748	(22,239)	523,570	431,750	91,820	431,750
Security Service							
16801 Security Expense	2,345	2,345	0	21,408	28,140	(6,732)	28,140
Total Security Service	2,345	2,345	0	21,408	28,140	(6,732)	28,140
Payroll Expense							
17101 Director Fees	1,105	750	355	9,369	9,000	369	9,000
17102 Payroll Tax Expense	85	83	1	717	1,000	(283)	1,000
Total Payroll Expense	1,190	833	356	10,086	10,000	86	10,000
Other Expense							
17802 Miscellaneous Expense	86	583	(497)	17,916	7,000	10,916	7,000
Total Other Expense	86	583	(497)	17,916	7,000	10,916	7,000
Total Expenditures	128,157	244,851	(116,694)	2,839,471	2,351,806	487,665	2,351,806
Total Revenues (Expenditures)	68,787	39,644	29,143	1,109,113	1,494,000	(384,887)	1,494,000

Actual vs. Budget Comparison

West Park MUD - GOF



	April 2024			May 2023 - April 2024			Annual Budget
	Actual	Budget	Over/ (Under)	Actual	Budget	Over/ (Under)	
Other Expenditures							
Capital Outlay							
17901 Capital Outlay	0	0	0	73,193	0	73,193	0
17908 Capital Outlay -Park Facilities	0	0	0	81,296	0	81,296	0
17910 CO - Fence Project	0	350,000	(350,000)	0	350,000	(350,000)	350,000
Total Capital Outlay	0	350,000	(350,000)	154,489	350,000	(195,511)	350,000
Total Other Expenditures	0	350,000	(350,000)	154,489	350,000	(195,511)	350,000
Total Other Revenues (Expenditures)	0	(350,000)	350,000	(154,489)	(350,000)	195,511	(350,000)
Excess Revenues (Expenditures)	68,787	(310,356)	379,143	954,624	1,144,000	(189,376)	1,144,000

Balance Sheet as of 04/30/2024

West Park MUD - GOF



Assets

Bank	
11101 Cash in Bank	\$182,580
11102 Operator	5,160
Total Bank	<u>\$187,740</u>
Investments	
11201 Time Deposits	\$3,478,398
Total Investments	<u>\$3,478,398</u>
Receivables	
11301 Accounts Receivable	\$117,148
11303 Maintenance Tax Receivable	50,336
11305 Accrued Interest	12,539
11306 Due from City of Houston	107,885
Total Receivables	<u>\$287,908</u>
Interfund Receivables	
11401 Due From Capital Projects	\$86,953
11403 Due From Tax Account	(6,478)
Total Interfund Receivables	<u>\$80,475</u>
Total Assets	<u><u>\$4,034,521</u></u>

Liabilities & Equity

Liabilities	
Accounts Payable	
12101 Accounts Payable	\$109,915
12102 Payroll Liabilities	169
Total Accounts Payable	<u>\$110,084</u>
Deferrals	
12504 Deferred Inflows	\$50,336
Total Deferrals	<u>\$50,336</u>
Deposits	
12601 Customer Meter Deposits	\$324,205
12602 Deposits - Other	6,086
Total Deposits	<u>\$330,291</u>
Total Liabilities	<u>\$490,711</u>
Equity	
Unassigned Fund Balance	
13101 Unassigned Fund Balance	\$2,589,186
Total Unassigned Fund Balance	<u>\$2,589,186</u>
Net Income	\$954,624
Total Equity	<u>\$3,543,810</u>

Balance Sheet as of 04/30/2024

West Park MUD - GOF



Total Liabilities & Equity

\$4,034,521

District Debt Summary as of 05/29/2024

West Park MUD - DSF



		WATER, SEWER, DRAINAGE	PARK/ROAD/OTHER	REFUNDING
Total \$ Authorized		Authorized	Authorized	Authorized
\$93.47M		\$83.57M	\$9.90M	\$25.45M
Total \$ Issued		Issued	Issued	Issued
\$38.05M		\$38.05M	N/A	\$6.79M
Yrs to Mat	Rating	\$ Available To Issue	\$ Available To Issue	\$ Available To Issue
15	AA	\$45.52M	\$9.90M	\$18.66M

*Actual 'Outstanding' Refunding Bonds issued below may differ from the 'Issued' total above pursuant to Chapter 1207, Texas Government Code.

Outstanding Debt Breakdown

Series Issued	Original Bonds Issued	Maturity Date	Principal Outstanding
2022 - Refunding	\$4,015,000	2031	\$3,235,000
2016A - Refunding	\$8,615,000	2037	\$7,320,000
2016 - WS&D	\$14,280,000	2039	\$9,765,000
Total	\$26,910,000		\$20,320,000

District Debt Schedule

West Park MUD - DSF



Paying Agent	Series	Principal	Interest	Total
Bank of New York	2022 - Refunding	\$0.00	\$47,675.00	\$47,675.00
Bank of New York	2016A - Refunding	\$0.00	\$103,006.25	\$103,006.25
Bank of New York	2016 - WS&D	\$0.00	\$126,887.50	\$126,887.50
Total Due 11/01/2024		\$0.00	\$277,568.75	\$277,568.75

Paying Agent	Series	Principal	Interest	Total
Bank of New York	2022 - Refunding	\$415,000.00	\$47,675.00	\$462,675.00
Bank of New York	2016A - Refunding	\$225,000.00	\$103,006.25	\$328,006.25
Bank of New York	2016 - WS&D	\$600,000.00	\$126,887.50	\$726,887.50
Total Due 05/01/2025		\$1,240,000.00	\$277,568.75	\$1,517,568.75

Investment Profile as of 05/29/2024

West Park MUD

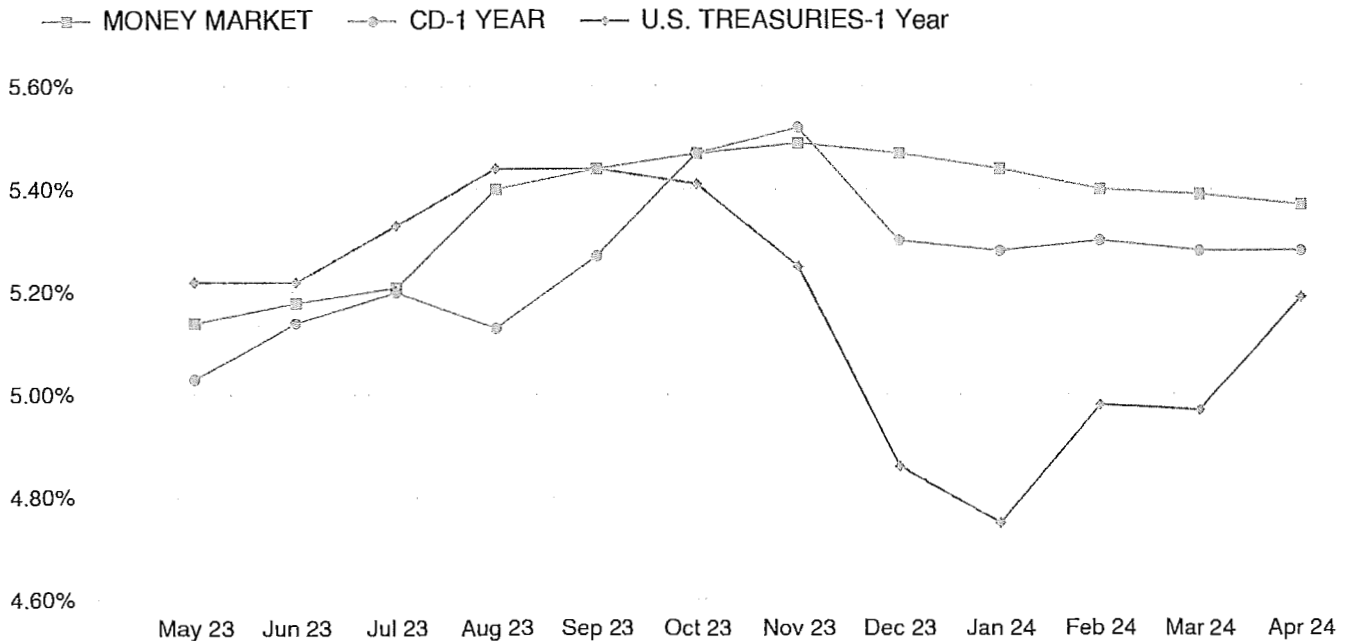


General Operating Fund	Capital Projects Fund	Debt Service Fund	Other Funds
Funds Available to Invest \$3,576,687	Funds Available to Invest N/A	Funds Available to Invest \$2,017,020	Funds Available to Invest N/A
Funds Invested \$3,523,398	Funds Invested N/A	Funds Invested \$2,017,020	Funds Invested N/A
Percent Invested 99%	Percent Invested N/A	Percent Invested 100%	Percent Invested N/A

Term	Money Market	Term	Certificate of Deposit	Term	U.S. Treasuries
On Demand	5.37%	180 Days	5.39%	180 Days	5.37%
		270 Days	5.32%	270 Days	5.37%
		1 Yr	5.27%	1 Yr	5.13%
		13 Mo	5.11%	13 Mo	N/A
		18 Mo	4.41%	18 Mo	5.13%
		2 Yr	2.11%	2 Yr	5.82%

*Rates are based on the most current quoted rates and are subject to change daily.

Investment Rates Over Time (By Month) | May 2023 - April 2024



Account Balance as of 05/29/2024

West Park MUD - Investment Detail



FUND: General Operating

Financial Institution (Acct Number)	Issue Date	Maturity Date	Interest Rate	Account Balance	Notes
Certificates of Deposit					
FRONTIER BANK (XXXX2085)	06/27/2023	06/26/2024	5.00%	235,000.00	
CADENCE BANK (XXXX3119)	12/07/2023	10/02/2024	5.50%	235,000.00	
VERITEX COMMUNITY BANK (XXXX0254)	11/13/2023	11/12/2024	5.54%	235,000.00	
THIRD COAST BANK, SSB (XXXX8371)	12/17/2023	12/16/2024	5.50%	235,000.00	
Money Market Funds					
TEXAS CLASS (XXXX0001)	10/01/2008		5.42%	2,538,397.93	
Checking Account(s)					
CENTRAL BANK - CHECKING (XXXX6877)			0.00%	48,128.60	Checking Account
CENTRAL BANK - CHECKING (XXXX5248)			0.00%	5,160.11	Operator
Totals for General Operating Fund				\$3,531,686.64	

FUND: Debt Service

Financial Institution (Acct Number)	Issue Date	Maturity Date	Interest Rate	Account Balance	Notes
Certificates of Deposit					
VERITEX COMM. BANK - DEBT (XXXX4191)	06/24/2023	06/24/2024	5.34%	235,000.00	
FRONTIER BANK - DEBT (XXXX1858)	06/27/2023	06/26/2024	5.00%	235,000.00	
WALLIS BANK-DEBT (XXXX1626)	10/16/2023	10/18/2024	5.65%	235,000.00	
Money Market Funds					
TEXAS CLASS (XXXX0002)	10/01/2008		5.42%	1,312,020.20	
Totals for Debt Service Fund				\$2,017,020.20	
Grand Total for West Park MUD :				\$5,548,706.84	

Cash Flow Forecast

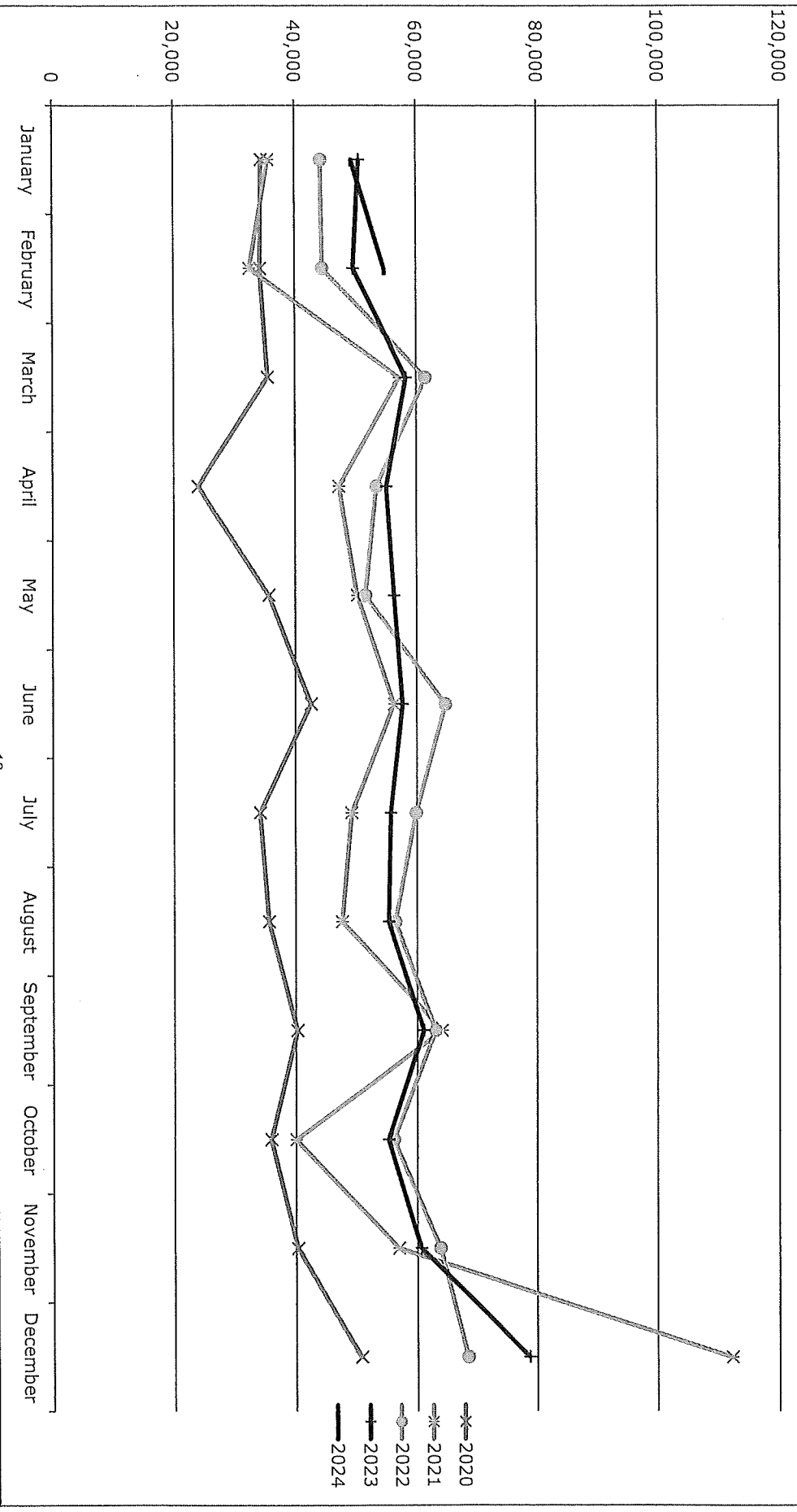
West Park MUD

	4/25	4/26	4/27	4/28	4/429
Assessed Value	\$822,147,698	\$822,147,698	\$822,147,698	\$822,147,698	\$822,147,698
Maintenance Tax Rate	\$0.160	\$0.160	\$0.160	\$0.160	\$0.160
Maintenance Tax	\$1,302,282	\$1,302,282	\$1,302,282	\$1,302,282	\$1,302,282
Change in City of Houston Rebate		1.00%	1.00%	1.00%	1.00%
% Change in Water Rate		5.00%	5.00%	5.00%	5.00%
% Change in Wastewater Rate		5.00%	5.00%	5.00%	5.00%
% Change in WHCRWA		10.00%	10.00%	10.00%	10.00%
% Change in Expenses		5.00%	5.00%	5.00%	5.00%
Beginning Cash Balance 4/30/24	\$3,666,138	\$4,596,868	\$5,414,232	\$6,832,818	\$7,534,291
Revenues					
Maintenance Tax	\$1,266,300	\$1,302,282	\$1,302,282	\$1,302,282	\$1,302,282
City of Houston Rebate	713,000	720,130	727,331	734,605	741,951
Water Revenue	461,900	484,995	509,245	534,707	561,442
Wastewater Revenue	358,400	376,320	395,136	414,893	435,637
WHCRWA Revenue	853,256	938,582	1,032,440	1,135,684	1,249,252
Other	290,300	304,815	320,056	336,059	352,861
Total Revenues	\$3,943,156	\$4,127,124	\$4,286,490	\$4,458,229	\$4,643,426
Expenses					
WHCRWA	\$853,256	\$938,582	\$1,032,440	\$1,135,684	\$1,249,252
Other Expenses	1,664,820	1,748,061	1,835,464	1,927,237	2,023,599
Total Expenses	\$2,518,076	\$2,686,643	\$2,867,904	\$3,062,921	\$3,272,851
Net Surplus	\$1,425,080	\$1,440,481	\$1,418,586	\$1,395,308	\$1,370,575
Capital Outlay					
Capital Outlay	\$75,000	\$0	\$0	\$0	\$0
Water Plant 1	0	0	0	576,917	0
Water Plant 2	0	623,117	0	116,917	0
WWTP 1	16,350	0	0	0	0
Interconnects	53,000	0	0	0	0
SS Collection System (Westgate)	0	0	0	0	106,620
SS Collection System (Forresta)	0	0	0	0	11,570
Sidewalks (Saums & Greenhouse)	350,000	0	0	0	0
Total Capital Outlay	\$494,350	\$623,117	\$0	\$693,834	\$118,190
Construction Surplus	\$0	\$0	\$0	\$0	\$0
Ending Cash Balance	\$4,596,868	\$5,414,232	\$6,832,818	\$7,534,291	\$8,786,676
Operating Reserve % of Exp					
Percentage	183%	202%	238%	246%	268%
Number of Months	22	24	29	30	32
Bond Authority					
Remaining Bond Capacity - \$45,520,000					
Remaining Bond Capacity (Recreational) - \$9,900,000					

Sales Tax Revenue History

West Park MUD

Year	January	February	March	April	May	June	July	August	September	October	November	December	Total
2020	34,463	34,272	35,483	24,015	35,671	42,644	34,213	35,638	40,297	35,944	40,351	50,711	443,702
2021	35,573	32,562	57,153	47,252	50,199	56,234	49,240	47,641	64,124	40,053	56,903	112,301	649,237
2022	44,323	44,563	61,572	53,370	51,560	64,858	59,953	56,457	63,166	56,160	63,885	68,451	688,318
2023	50,488	49,596	58,289	54,975	56,257	57,649	55,669	55,275	61,113	55,198	60,636	78,734	693,878
2024	49,290	54,685											103,975
Total	\$312,831	\$320,887	\$327,345	\$278,320	\$304,989	\$341,862	\$311,253	\$305,068	\$357,188	\$322,942	\$337,443	\$486,217	\$4,006,345





West Park Municipal Utility District
Marks Richardson, PC
ATTN: Rebecca Donaldson
3700 Buffalo Speedway, Suite 830
Houston, TX 77098
rdonaldson@marksrichardsonpc.com

May 10, 2024

Dear Rebecca,

Thank you for supporting the Harris-Galveston Subsidence District's ("District") Water Conservation School Program for the 2023-2024 school year. Your sponsorship provided our award-winning school program to over 20,000 elementary students in Harris and Galveston counties! This program promoted water and subsidence education as well as water conservation through direct water conservation tools and resources. For more information, please visit www.hgsubsidence.org.

Enclosed is the 2024-2025 interlocal agreement. Please sign the interlocal agreement, and return via email by July 31, 2024.

A typical elementary class in this program includes 100 students. To ensure the entire class can participate in the full program, the interlocal agreement requires sponsorship of a minimum of 50 students. If a sponsor requires a specific school or co-sponsors with another entity for a specific school, a minimum commitment of 100 students is required.

If the preferred school does not sign up for the program by January 10th, 2025, the sponsor will not be invoiced or issued groundwater conservation credits. As an alternative option, interlocal agreements sponsoring 50 or more students will be honored with the understanding that they may support any school within the District or the Water Conservation Program.

In addition to the School Program, the District maintains the SmarterAboutWater.org website as a water conservation resource for our region. Please share this resource with your community to help our region be smarter about water.

Sincerely,

A handwritten signature in blue ink, appearing to read 'Denise Ma', is placed over a light blue rectangular background.

Denise Ma
Water Conservation Program Coordinator
dma@subsidence.org

STATE OF TEXAS §
 §
COUNTY OF HARRIS §

INTERLOCAL AGREEMENT

This Interlocal Agreement ("Agreement") entered into by and between the Harris-Galveston Subsidence District, a body corporate and politic under the laws of the State of Texas ("Subsidence District") and West Park Municipal Utility District, also a body corporate and politic under the laws of the State of Texas ("Sponsor").

WITNESSETH:

WHEREAS, the Subsidence District is the regulatory agency responsible for preventing subsidence through reduction of groundwater withdrawals governed by Chapter 8801, Special District Local Laws Code, which specifically provides that the Subsidence District may cooperate with "any local government to establish water conservation goals, guidelines, and plans to be used within the district"; and

WHEREAS, the Subsidence District cannot achieve water conservation goals without the cooperation and assistance of the public water supply systems; and

WHEREAS, the Subsidence District has designed a Water Conservation Education Program to increase water conservation awareness and activity primarily through education of elementary and intermediate students along with other water conservation program objectives and initiatives; and

WHEREAS, education in water conservation methods and technology has been demonstrated as an effective means of reducing water demand in households and businesses; and

WHEREAS, the education of elementary and intermediate students in the District's Water Conservation Education Program has been tested in area schools; and

WHEREAS, the plumbing retrofit devices used as part of the elementary and intermediate school education program have been tested in the Harris County Municipal Utility District No. 55,

jointly sponsored by that district, the Texas Water Development Board, and the Subsidence District, and have demonstrated an average savings of 1,400 gallons of water per month per kit utilized and properly installed; and

WHEREAS, the Sponsor is also dedicated to conserving water supplies and providing outstanding service to their customers and taxpayers; and

WHEREAS, the governing bodies of the Subsidence District and the Sponsor have duly authorized this Agreement; and

WHEREAS, this Agreement is made pursuant to Chapter 791, Tex. Gov. Code, the Interlocal Cooperation Act.

NOW THEREFORE, for and in consideration of the mutual promises and representations herein contained, the parties hereby agree as follows:

I.

PROGRAM ADMINISTRATION

1.01 The Subsidence District will coordinate the Program by establishing and maintaining programs designed to achieve reductions in water demand in municipal, industrial, commercial, educational, agricultural, recreational, and household use. In-school water conservation education programs may include:

- (A) providing school curriculum and home retrofit kits, including the teacher's guide, teaching aids, internet supporting materials, and web-based applications, to area schools.
- (B) providing training to teachers and all support functions such as slide presentations, video presentations, publications, and program outlines;
- (C) conducting an evaluation of the program, collecting and analyzing voluntarily provided evaluation forms from teachers, students, administrators, and parents, and provide the evaluation results to the Sponsor; and
- (D) providing information related to other water conservation program objectives and initiatives.

1.02 The Subsidence District shall provide water conservation credits as follows:

- (A) The Sponsor shall receive a Certificate of Deposit water conservation credit equal to 84,000 gallons of groundwater for each Program sponsorship.
- (B) The Sponsor may hold, transfer, sell, or redeem the Certificates of Deposit at any time, provided, however, that the Certificates of Deposit will be honored by the Subsidence District for no longer than 20 years after the date the Certificate of Deposit is issued.
- (C) Redemption of the Certificate of Deposit requires the Subsidence District to increase the redeemer's permitted groundwater allocation by the amount of the water conservation credit by a maximum of 30% of the permittee's total water demand. This absolute right to increase the groundwater allocation by up to 30% of the permittee's total water demand does not in any way affect the other terms and conditions of the groundwater permit and all groundwater withdrawals will be subject to the permit fees and other rules of the Subsidence District in effect at the time of the permit.

1.03 The Subsidence District shall perform all coordination activities without additional charge to the Sponsor.

II. PAYMENT

2.01 The Sponsor agrees to 130 sponsorships for the Program for one year from the date of the execution of this Agreement.

The Subsidence District agrees to pursue sponsorships at the following school in the Katy ISD.
Sundown Elementary

If the Subsidence District is unable to obtain sponsorships at the preferred school by January 10, 2025, the Sponsor agrees to sponsor the agreed number of students either at any school needing sponsorship or when all enrollments have been fulfilled sponsor the Water Conservation Program.

2.02 The Sponsor hereby agrees to pay to the Subsidence District, promptly upon receipt of an invoice from the Subsidence District, the total amount due, which is equal to \$38.00 per sponsorship. The above payment shall provide sponsorship for one year.

2.03 Upon renewal of this Agreement, the Sponsor may seek to adjust the number of sponsorships by providing a written request to the Subsidence District.

2.04 The Sponsor warrants that funds to support this program have been budgeted for the current fiscal year and will continue to be budgeted each year this Agreement is renewed.

2.05 This cost represents the sole monetary obligation of the Sponsor in exchange for and in consideration of the Subsidence District's obligations hereunder.

III.

TERM AND TERMINATION

3.01 The term of this Agreement shall be from the effective date hereof for the 2024-2025 academic year until termination by non-renewal by the Sponsor or termination of the program by the Subsidence District. This Agreement may be renewed annually with written authorization of the Sponsor and approval of that authorization by the General Manager of the Subsidence District.

3.02 The Certificates of Deposit in the Groundwater Bank shall be transferred to the custody of the Sponsor upon receipt of payment from Sponsor, and shall be honored by the Subsidence District for no longer than 20 years after the date the Certificate of Deposit is issued.

IV.

MISCELLANEOUS

4.01 Subsidence District is engaged as an independent contractor, and all of the services provided for herein shall be accomplished by Subsidence District in such capacity. The Sponsor will have no control or supervisory powers as to the detailed manner or method of the Subsidence District's performance of the subject matter of this Agreement. All personnel supplied or used by the Subsidence District shall be deemed employees or subcontractors of the Subsidence District and will not be considered employees, agents or subcontractors of the Sponsor for any purpose whatsoever.

4.02 Each party to the contract is paying for the performance of the contract from current revenues

and will pay for each subsequent year this Agreement continues from the revenues budget for that year. The parties agree that each party is paying fair compensation for the services or products rendered.

4.03 This Agreement merges the prior negotiations and understandings of the parties hereto and embodies the entire agreement of the parties, and there are no other agreements, assurances, conditions, covenants (expressed or implied) or other terms with respect to the Project, whether written or verbal, antecedent or contemporaneous with the execution hereof.

4.04 The Subsidence District may not assign or delegate any portion of its performance under this Agreement without the written consent of the Sponsor.

4.05 The Subsidence District shall remain obligated under all clauses of this Agreement that expressly or by their nature extend beyond the expiration or termination of this Agreement, including the obligation to honor Certificates of Deposit in the Groundwater Bank as provided in Section 1.02.


IN WITNESS WHEREOF, the parties put their hands to this Agreement on the dates indicated below. This Agreement shall be effective on the date of the last signature hereto.

SPONSOR



By: VICE PRESIDENT (Title)
W. BRYANT PATRICK


ATTEST:



By: Assistant Secretary
(Title)

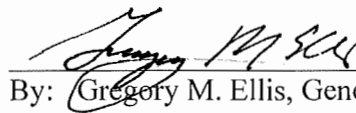
Date: 5/29/24

HARRIS-GALVESTON SUBSIDENCE DISTRICT



By: Michael J. Turco, General Manager

ATTEST:



By: Gregory M. Ellis, General Counsel